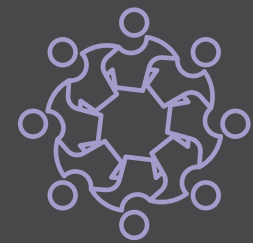




Other/Unassigned Occupations



North (Greater Sacramento)
Career & Training Pathways Profile

2026

Five-Year Outlook

4% sector growth

19,000+ annual job openings

10.5% of Greater Sacramento's jobs



POWERED BY



Introduction



This profile is intended to highlight Other/Unassigned occupations that do not easily align with the sectors identified by the California Community Colleges Chancellor's Office.

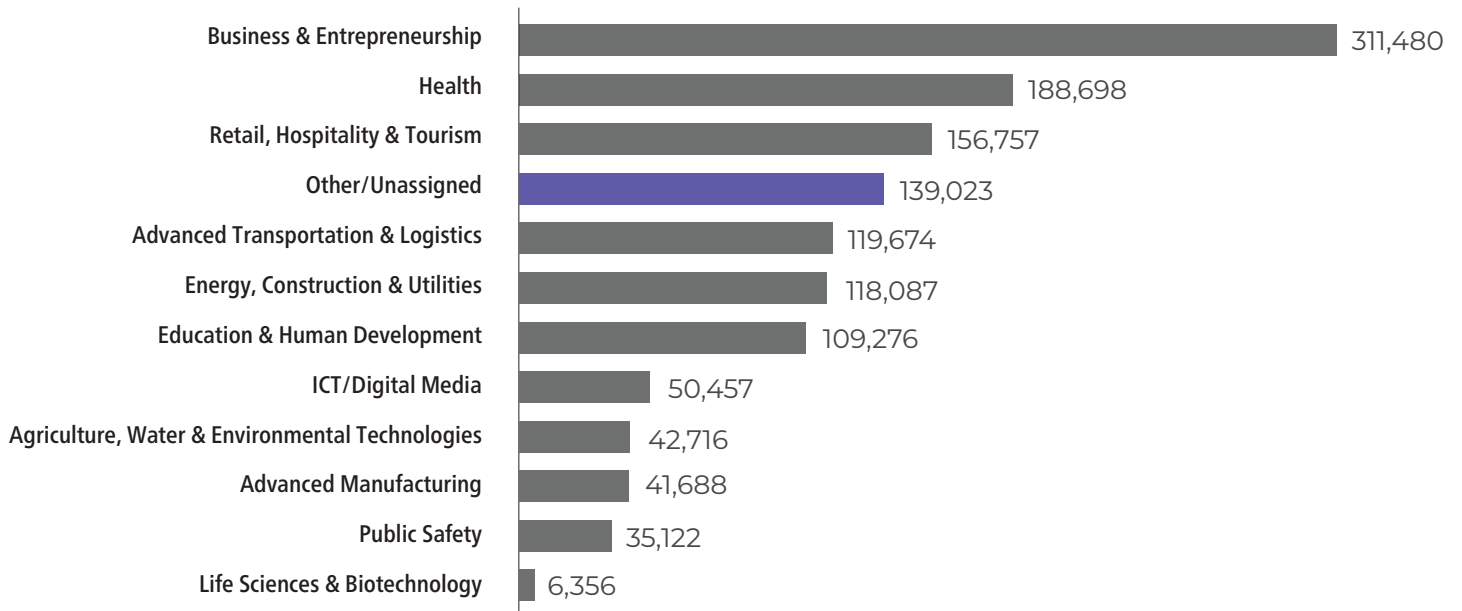
Other/Unassigned occupations are typically not included in traditional labor market analyses released by the Centers of Excellence; however, they still contribute substantially to the labor market in the overall region, and many community colleges provide academic programs that train for them.

Several of these occupations are associated with the justice system, with high demand for court, municipal, and license clerks; paralegal and legal assistants; and legal secretaries and administrative assistants.

Other occupations are generally employed by local, state, or federal governmental agencies, such as interviewers for loans and government program eligibility; interpreters and translators;

and social science research assistants. Some careers are associated with the fine arts, such as musicians, singers, and dancers, while others specialize in guiding physical fitness activities and assisting with health goals, such as exercise trainers and group fitness instructors.

2024 Sector Employment



Note: The North subregion encompasses seven counties (El Dorado, Nevada, Placer, Sacramento, Sutter, Yolo, and Yuba) and eight community colleges (American River, Cosumnes River, Folsom Lake, Lake Tahoe, Sacramento City, Sierra, Woodland, and Yuba). The North Far North region spans 22 counties and 15 community colleges, stretching from the Greater Sacramento area, north to California's border with Oregon, and east to Nevada.

Sector Highlights

139,023
Jobs in 2024

144,591
Projected Jobs in 2029

4%
Projected Job Growth,
2024-2029

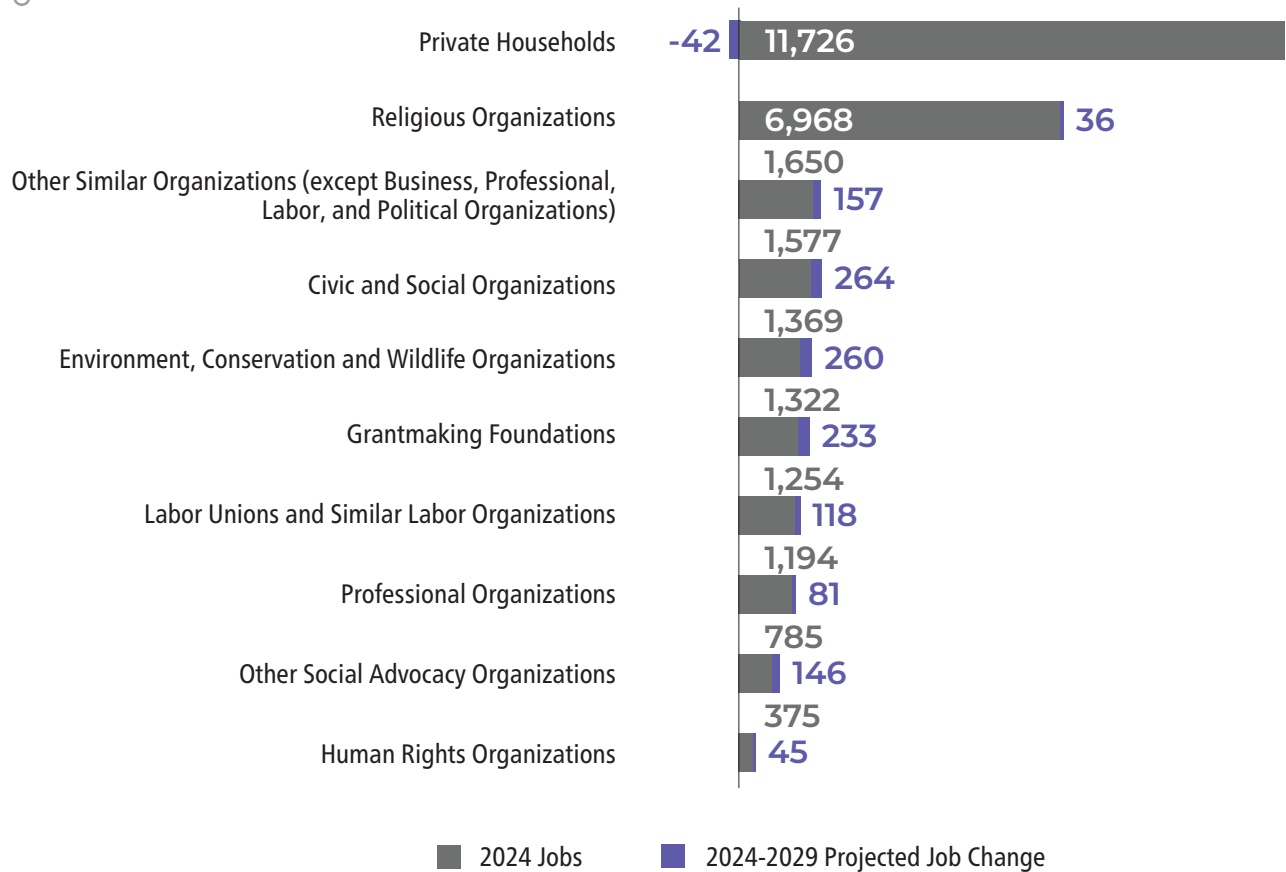
5,569
New Jobs by 2029

2,501
Businesses

10.5%
% of Greater Sacramento
Employment, 2024



Employment by Subsector



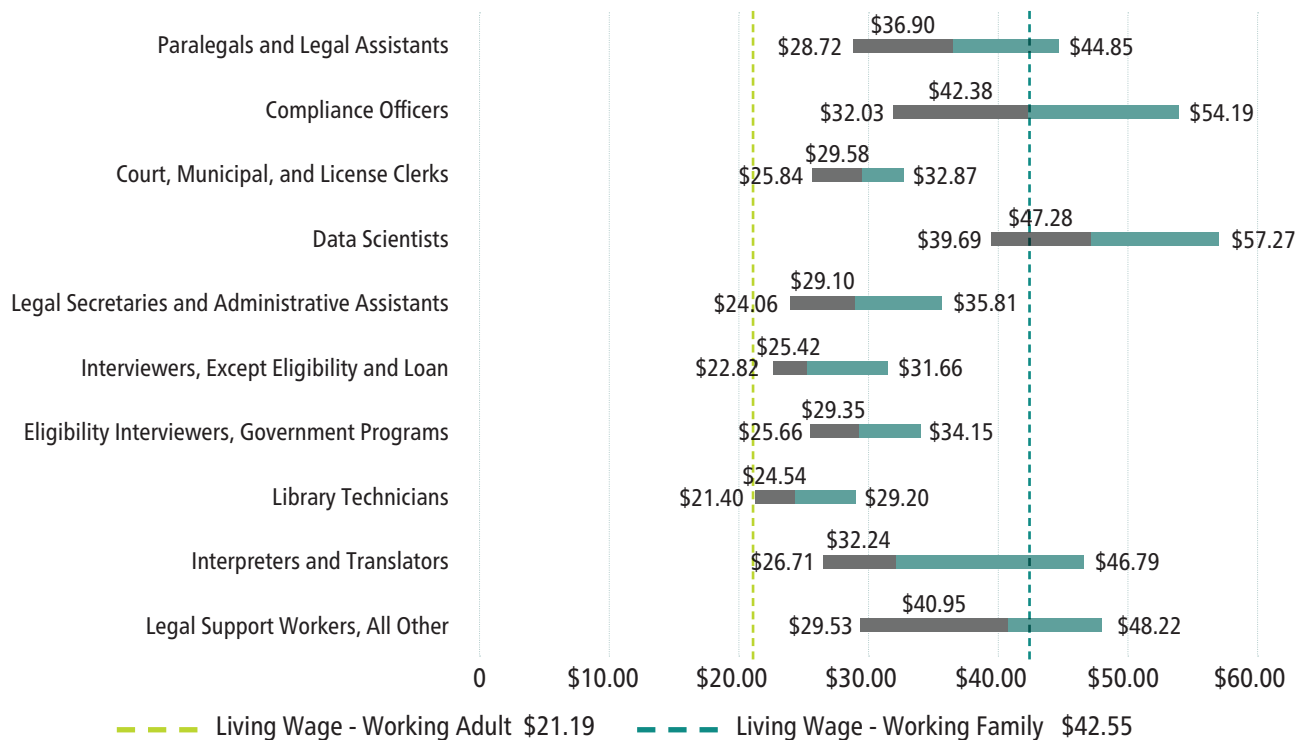
Note: There are 14 distinct 6-digit NAICS codes in Other/Unassigned. Contact the NFN COE for a complete listing of NAICS codes by sector.

Top Occupations

Occupation	2024 Jobs	2024-2029 Projected Change	2024-2029 Average Annual Openings	Typical Entry-Level Education
Paralegals and Legal Assistants	3,223	6%	372	Associate degree
Compliance Officers	3,032	9%	301	Bachelor's degree
Court, Municipal, and License Clerks	2,394	10%	292	High school diploma or equivalent
Data Scientists	2,578	12%	211	Bachelor's degree
Legal Secretaries and Administrative Assistants	1,425	3%	193	High school diploma or equivalent
Interviewers, Except Eligibility and Loan	1,521	-1%	183	High school diploma or equivalent
Eligibility Interviewers, Government Programs	1,034	17%	130	High school diploma or equivalent
Library Technicians	540	2%	98	Postsecondary nondegree award
Interpreters and Translators	719	2%	72	Bachelor's degree
Legal Support Workers, All Other	395	8%	46	Associate degree

Note: Jobs for the above occupations may not solely exist in this sector and may be found in other sectors that require related services. Projected change includes new job growth and replacements. Occupations with significant annual openings, active training programs in the subregion, wages at or close to the living wage, and training beyond a high school diploma but short of a bachelor's degree were prioritized for inclusion in the top middle-skill occupations.

Hourly Wages for Top Occupations



Note: The hourly wage ranges include the 25th percentile (entry-level), median, and 75th percentile (experienced) hourly earnings for workers employed in these occupations across the North (Greater Sacramento) subregion where the living wage in 2024 for a single working adult was \$21.19 and for a working family (defined as an adult and one infant) was \$42.55.



Job Posting Trends

Job posting trends examine all occupations not aligned with any other sector, regardless of skill or education level in the Greater Sacramento subregion.

Unique Online Job Postings

27,717

(11% of Region's Postings)

Median Advertised Hourly Salary

\$26.71

(Regional Average \$30.77)

Median Posting Duration

25 days

(Regional Average 25 Days)

Posting Intensity

2:1

(Regional Average 2:1)

Note: Job postings count the number of online job postings advertised in the 7-county North (Greater Sacramento) subregion between November 1, 2024 and October 31, 2025. COE has identified 109 occupations not aligned with any other sector, and those SOC codes were used to generate the list of aligned job postings. Contact the NFN COE for a complete listing of SOC codes by sector. Postings are limited to in-state employers and exclude staffing companies. Posting Intensity is the ratio of total job postings to unique (de-duplicated) job postings. Job posting results are weighted toward occupations with the most postings, influencing the frequency of results for employers, job titles, skills, work experience, and education.



Top Employers

Employers with the Most Postings

- | | |
|------------------------------------|-------------------------------------|
| 1. State of California | 6. Palisades Tahoe |
| 2. United States Postal Service | 7. Marriott International |
| 3. University of California, Davis | 8. Accenture |
| 4. Walmart | 9. San Juan Unified School District |
| 5. PRIDE Industries | 10. Hilton |

Most In-Demand Skills

Specialized Skills

- Housekeeping
- Lawsuits
- Data Analysis
- Project Management
- Legal Hearings

Soft Skills

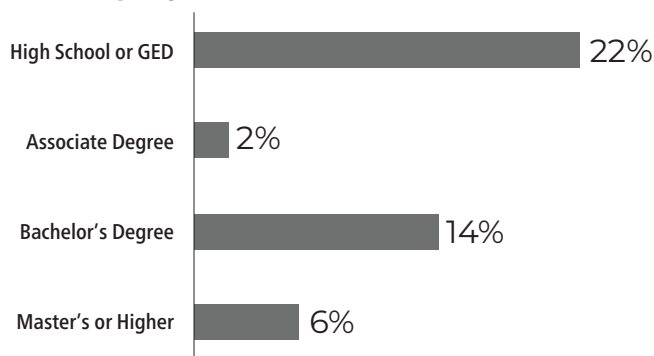
- Communication
- Customer Service
- Management
- Detail Oriented
- Operations

Software and Technical Skills

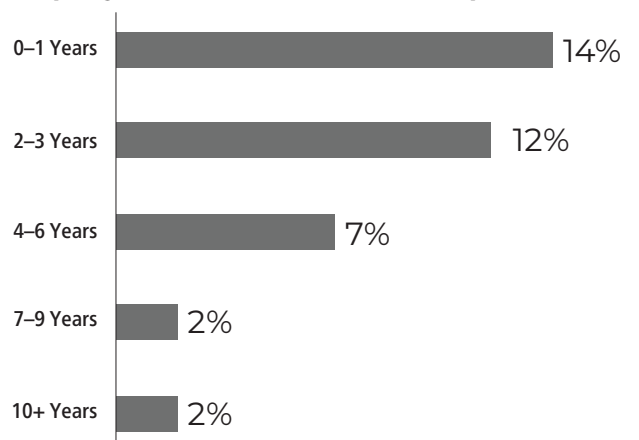
- Microsoft Office (Excel, Outlook, Word, Access, PowerPoint)
- SQL
- Python
- Power BI
- Tableau

Education & Experience in Job Postings

Employer-Preferred Education



Employer-Preferred Work Experience



Note: The percentages might not equal 100% because not all employers include education or work experience in their job postings.

COMMUNITY COLLEGE Training Programs



American River College	Cosumnes River College	Folsom Lake College	Lake Tahoe College	Sacramento City College	Sierra College	Woodland Community College	Yuba College*
Costuming	Social Work and Human Services	Theatre Arts: Technical	ESL Proficiency	Theatre Arts: Technical Production	Nutrition and Fitness	Human Services	
Theatre Arts: Technical Production	Human Services General	Human Services Specialist		Library and Information Technology			
Paralegal Studies		Social Work/ Human Services		School Library Media Center			
Human Services				Community Studies			

* This/these college(s) do not offer programs related to the sector.

Note: Due to discrepancies in the California Community Colleges Curriculum Inventory (COCI) and how Taxonomy of Programs (TOP) codes are categorized by sector, this list may not include all related or currently available training programs.



This publication was supported through Strong Workforce Program (SWP) funding from the North Far North Regional Consortium and the California Community Colleges Chancellor's Office Economic and Workforce Development Grant. SWP is an initiative designed to expand career education (CE) programs offered by the California Community Colleges to supply a skilled workforce to California's employers. The North Far North Regional Consortium (NFNRC) is charged with coordinating the planning and implementation of CE programs among community colleges within the 22-county North Far North region, which includes the North (Greater Sacramento) and Far North subregions. The NFNRC has 12 sectors, which are listed in the chart on page 1. This sector profile summarizes key data about current and projected workforce demand, hourly wages, job postings, and community college programs to support the goals of SWP.



Prepared by:

Anna Hoehenrieder, Research Analyst
North Far North Center of Excellence for
Labor Market Research

Supported by:

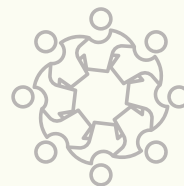
Ebony J. Benzing, Co-Director
North Far North Center of Excellence for
Labor Market Research

Editing by:

Emma Shacochis and **Lauren McSherry**,
L.M. McSherry Consulting

Graphic Design by:

Jim Schneider, Right Angle Design



All representations included in this report have been produced from primary research and/or secondary review of publicly and/or privately available data and/or research reports. Efforts have been made to qualify and validate the accuracy of the data and the reported findings; however, the Centers of Excellence, COE host district, and the California Community Colleges Chancellor's Office are not responsible for applications or decisions made by recipient community colleges or their representatives based upon components or recommendations contained in this study.

© 2026 California Community Colleges Chancellor's Office, Centers of Excellence for Labor Market Research, Economic and Workforce Development Program

Sources

- Lightcast 2025.4 - QCEW Employees, Non-QCEW Employees, and Self-Employed
- Centers of Excellence for Labor Market Research Occupation Crosswalk
- California Community Colleges Chancellor's Office Data Mart
- California Community Colleges Curriculum Inventory (COCI)

