Labor Market Analysis for Program Recommendation:
TOP Code: 0959.00/Marine Technology
CIP Code: 15.0806/Marine Engineering Technology/ Technician
(Boat/Ship Engine Repair)

South Central Coast Center of Excellence, October 2026

Summary

Program LMI Endorsement		
Endorsed: All LMI Criteria Met	**Endorsed: Some LMI Criteria Met**	**Not LMI Endorsed**
☐	☒	☐

Program LMI Endorsement Criteria		
Criterion	**Finding**	**Comments**
Supply Gap	☑ Met	There is projected to be **109 annual job openings** in the South Central Coast (SCC) Region for these motorboat service occupations, which **is more than the 0 awards conferred by educational institutions.**
Self-Sufficiency Standard Living Wage[1]	☑ Not Met	All **(100%) annual job openings** for these motorboat service occupations **have entry-level hourly wages below the Santa Barbara County living wage of $29.80.**
Education	☑ Met	Though **the majority (89%) of annual job openings** for these motorboat service occupations typically require **no formal educational credential, 30% of workers in the field have completed some college or an associate degree as their highest level of education**.
Additional Considerations		
Emerging Occupation(s)	None	N/A

The South Central Coast Center of Excellence for Labor Market Research (SCC COE) prepared this report to determine whether there is a supply gap in the SCC regional labor market related to two middle-skill occupations:

- *Motorboat Mechanics and Service Technicians (49-3051)*
- *Automotive and Watercraft Service Attendants (53-6031)*

[1] The living wage endorsement criteria in this report uses the University of Washington's Center for Women's Welfare Self-Sufficiency Standard, which the COE refers to as a living wage; the living wage for Los Angeles, San Luis Obispo, Santa Barbara, and Ventura counties, last updated in March 2024.

Based on the available data there appears to be a supply gap for these motorboat service occupations and typical education requirements for these occupations align with a community college education. However, all annual job openings have entry-level wages below the Self-Sufficiency Standard living wage. **Therefore, due to some of the regional labor market criteria being met, the COE endorses this proposed program.**

Exhibit 1 lists the occupational demand, supply, typical entry-level education, and educational attainment for the occupations included in this report.

Exhibit 1: Labor Market Endorsement Summary

Occupation (SOC)	Demand (Annual Openings)	Supply (CC and Non-CC)	Entry-Level Hourly Earnings (25th Percentile)	Typical Entry-Level Education	Community College Educational Attainment
Motorboat Mechanics and Service Technicians (49-3051)	11	0	$23.73	High school diploma or equivalent	30%
Automotive and Watercraft Service Attendants (53-6031)	97	0	$17.88	No formal educational credential	30%
Total	**109**	**0**	**N/A**	**N/A**	**N/A**

Demand:

- The number of jobs related to these motorboat service occupations is projected to decline 2% through 2030 in the SCC region. There is projected to be 109 annual job openings due to retirements and replacements.
- Hourly entry-level wages for these motorboat service occupations in Santa Barbara County range from $17.88 and $23.73; all (100%) annual job openings have entry-level wages below the Self-Sufficiency Standard living wage ($29.80 for Santa Barbara County).
- There were 72 online job postings for these motorboat service occupations over the past 12 months. The highest number of postings were for gas station attendants, marine technicians, and boat mechanics.
- The typical entry-level education for these motorboat service occupations range from no formal educational credential to a high school diploma or equivalent.
- Additionally, 30% of workers in the field have completed some college or an associate degree as their highest level of education.

Supply:

- Community colleges in the SCC Region did not confer any related awards from 2022 to 2025.
- Non-community college institutions did not confer any related awards from 2021 to 2024.
- Currently, there are no related training programs offered at SCC regional community colleges. Therefore, the following metrics are not available:
    - Median annual wage of students that exited a program during the 2023-2024 academic year.

- The percentage of students that exited a program and attained the regional living wage.
- The percentage of students that exited a program in 2022-23 and reported that they are working in a job closely related to their field of study.

Demand

Occupational Projections:

Exhibit 2 compares historical and projected changes in employment for these occupations compared to the number of jobs in 2020. Notably, employment for these motorboat service occupations throughout the state grew 9% from 2020 to 2025, which is higher when compared to employment for these occupations in the SCC Region and Santa Barbara County (2% each). From 2025 to 2030, employment for these motorboat service occupations is projected to grow in Santa Barbara County but is projected to slightly decline in the rest of the SCC Region and throughout California.

Exhibit 2: Historical and Projected Employment for Motorboat Service Occupations in the SCC Region, 2020-2030



Exhibit 3 shows the five-year occupational demand projections for these motorboat service occupations. In the SCC Region, the number of jobs related to these occupations is projected decline 2% by 2030. There is projected to be 109 jobs available annually due to retirements and replacements. Ventura County has the highest number of jobs and annual openings.

Exhibit 3: Occupational Demand in the SCC Region[2]

Geography	2025 Jobs	2030 Jobs	2025-2030 Change	2025-2030 % Change	Annual Openings
Northern Los Angeles	147	137	(10)	(7%)	21
San Luis Obispo	105	105	(0)	(0%)	14
Santa Barbara	149	152	3	2%	22
Ventura	371	364	(7)	(2%)	51
SCC Region	**771**	**757**	**(14)**	**(2%)**	**109**

Wages:

The labor market endorsement in this report considers the entry-level hourly wages for these motorboat service occupations in relation to the living wage of the county where the requesting community college is located. This report was requested by Santa Barbara City College, which is in Santa Barbara County. Wages for other counties are included below to provide a complete analysis of the SCC Region.

In addition to the Self Sufficiency Standard living wage, data for the MIT Living Wage, updated on February 15, 2026, is provided as a reference. Currently, the MIT Living Wage in Santa Barbara County is $35.78. Both figures account for geographic-specific costs of necessities such as housing, food, health care, and transportation to assess the cost of living, and are notated in the exhibits below.

[2] Five-year change represents new job additions to the workforce. Annual openings include new jobs and replacement jobs that result from retirements and separations.

Santa Barbara

All (100%) annual openings for these motorboat service occupations have entry-level wages below the Self-Sufficiency Standard living wage for one adult ($29.80 in Santa Barbara County). Typical entry-level hourly wages range between $17.88 and $23.73. *Motorboat Mechanics and Service Technicians (49-3051)* have wages above the living wage at the experienced level. Notably wages for *Automotive and Watercraft Service Attendants (53-6031)* are below the living wage even at the experienced level. Exhibit 4 shows the wage range for each of these motorboat service occupations in Santa Barbara County and how they compare to the regional living wage, sorted from lowest to highest entry-level wage.

Exhibit 4: Wages by Occupation in Santa Barbara County

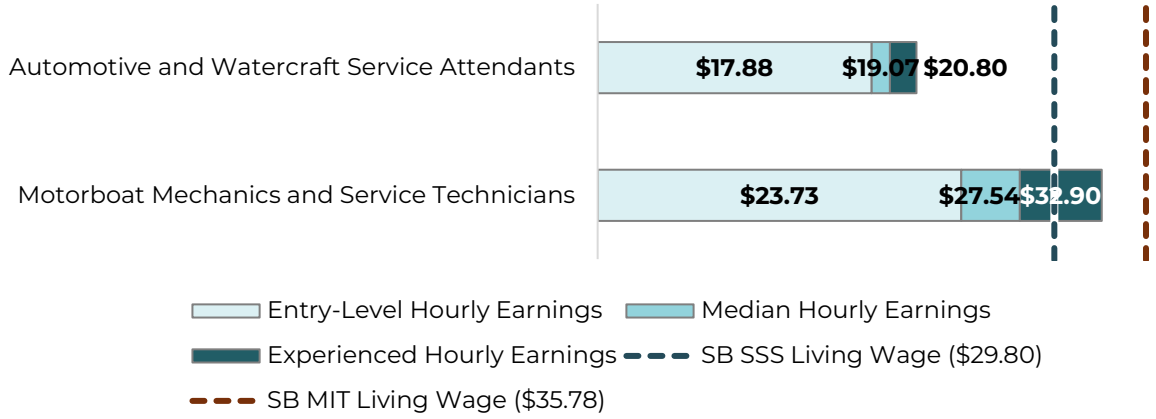

Northern Los Angeles

All (100%) annual openings for these motorboat service occupations have entry-level wages below the Self-Sufficiency Standard living wage for one adult ($24.03 in Los Angeles County). Typical entry-level hourly wages range between $17.94 and $23.11. *Motorboat Mechanics and Service Technicians (49-3051)* have wages above the living wage at the experienced level. Notably wages for *Automotive and Watercraft Service Attendants (53-6031)* are below the living wage even at the experienced level. Exhibit 5, on the following page, shows the wage range for each of these motorboat service occupations in Northern Los Angeles and how they compare to the regional living wage, sorted from lowest to highest entry-level wage.

Exhibit 5: Wages by Occupation in Northern Los Angeles County

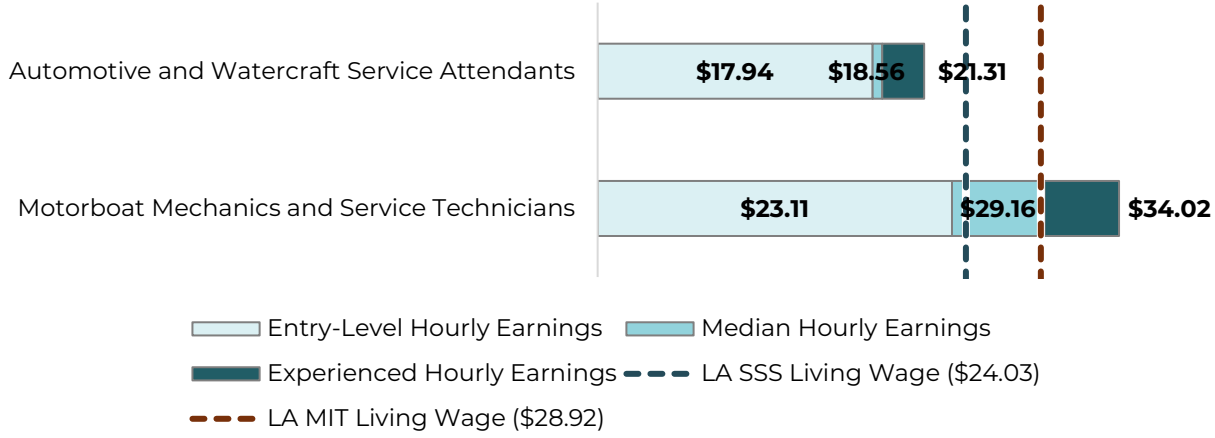

San Luis Obispo

The majority (84%) of annual openings for these motorboat service occupations have entry-level wages below the Self-Sufficiency Standard living wage for one adult ($22.15 in San Luis

Obispo County). Typical entry-level hourly wages range between $18.36 and $22.69. *Motorboat Mechanics and Service Technicians (49-3051)* have wages above the living wage at the experienced level. Notably, wages for *Automotive and Watercraft Service Attendants (53-6031)* are below the living wage even at the experienced level. Exhibit 6 shows the wage range for each of these motorboat service occupations in San Luis Obispo County and how they compare to the regional living wage, sorted from lowest to highest entry-level wage.

Exhibit 6: Wages by Occupation in San Luis Obispo County

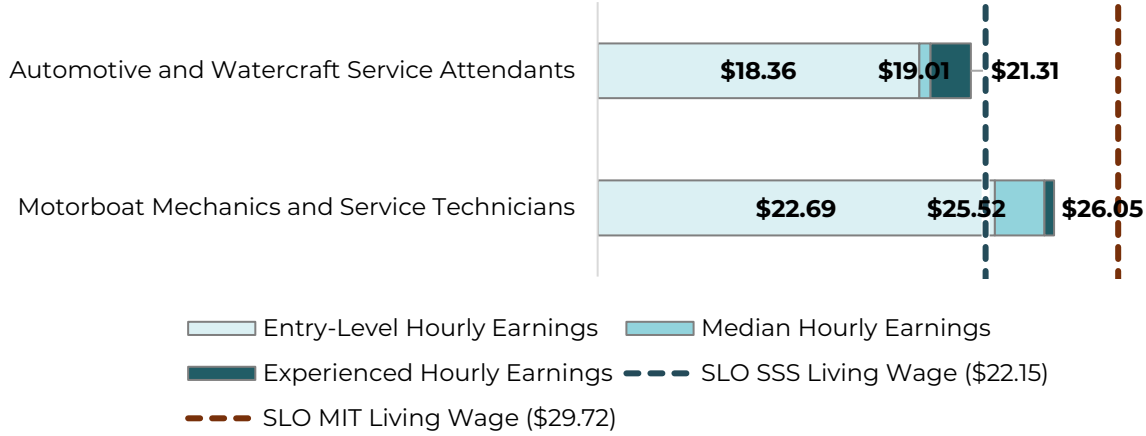

Ventura

The majority (91%) of annual openings for these motorboat service occupations have entry-level wages below the Self-Sufficiency Standard living wage for one adult ($24.53 in Ventura County). Typical entry-level hourly wages range between $17.70 and $25.65. *Motorboat Mechanics and Service Technicians (49-3051)* have wages above the living wage at the entry-level hourly earnings, while wages for *Automotive and Watercraft Service Attendants (53-6031)* are below the living wage even at the experienced level. Exhibit 7 shows the wage range for each of these motorboat service occupations in Ventura County and how they compare to the regional living wage, sorted from lowest to highest entry-level wage.

Exhibit 7: Wages by Occupation in Ventura County

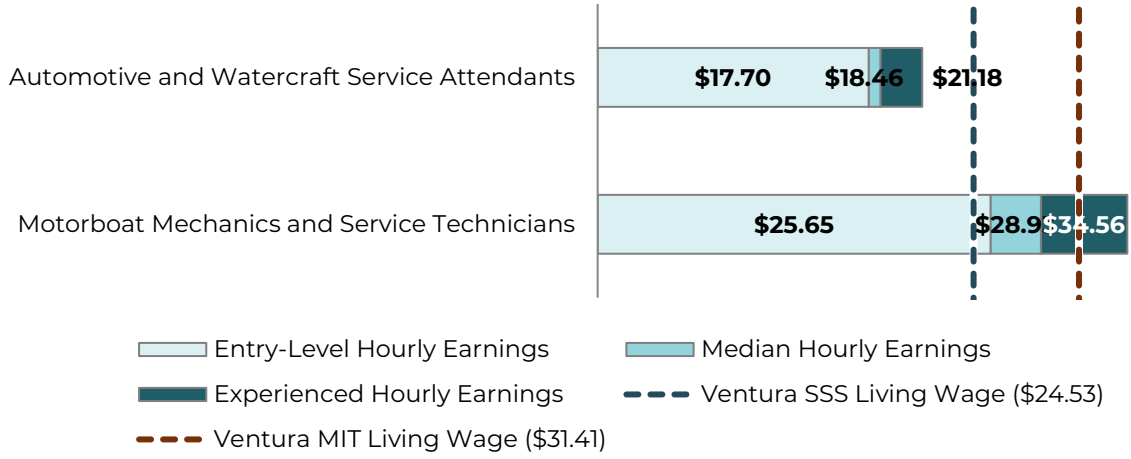

Job Quality

Based on the SCC COE's analysis of traditional labor market and job quality indicators[3], the occupations analyzed in this report are considered Low- and Medium-Quality across the SCC Region and within Santa Barbara County, as shown in Exhibit 8.

Exhibit 8: Job Quality Level by County

Occupation	Northern LA	San Luis Obispo	Santa Barbara	Ventura	SCC Region
Motorboat Mechanics and Service Technicians	Low	N/A	Low	Low	Low
Automotive and Watercraft Service Attendants	Medium	Medium	Low	Low	Medium

To better understand measures of job quality for these occupations in Santa Barbara County, Exhibit 9 shows which job quality criteria were met for each occupation. Notably, the only criteria that was met for both motorboat service occupations was the positive projected change. Additionally, neither occupation met the criteria for wage outcomes, automation risk, and they were not considered "Best Jobs" by U.S. News & World Report in 2025.

Exhibit 9: Job Quality Indicators for Motorboat Service Occupations in Santa Barbara County

Job Quality Measure	Motorboat Mechanics and Service Technicians	Automotive and Watercraft Service Attendants
# of Jobs	**Not Met**	**Met**
Positive Projected Change	**Met**	**Met**
Demand (Annual Openings)	**Not Met**	**Met**
Living Wage (SSS)	**Not Met**	**Not Met**
Living Wage (MIT)	**Not Met**	**Not Met**
Employer Sponsored Health Insurance	**Met**	**Not Met**
# of Hours Worked Per Week	**Met**	**Not Met**
Automation Risk	**Not Met**	**Not Met**
U.S. News & World Report Best Job	**Not Met**	**Not Met**

[3] "South Central Coast Labor Market Landscape: Assessing Job Quality in the South Central Coast Region," South Central Coast Center of Excellence for Labor Market Research, last modified October 2025, https://coeccc.net/south-central-coast/2025/09/south-central-coast-labor-market-landscape-assessing-job-quality-in-the-scc-region/.

Job Postings:

There were 72 online job postings related to these motorboat service occupations listed in the past 12 months in the SCC Region. Exhibit 10 shows the number of job postings by county. Approximately 43% of job postings were in Ventura County.

Exhibit 10: Number of Job Postings by County (n=72)

County	Job Postings	Percentage of Job Postings
Ventura	31	43%
Santa Barbara	16	22%
San Luis Obispo	13	18%
Northern Los Angeles	12	17%
Total Postings	**72**	**100%**

Of the 72 postings, the majority (61%) were for *Automotive and Watercraft Service Attendants (53-6031),* followed by *Motorboat Mechanics and Service Technicians (49-3051),* as shown in Exhibit 11.

Exhibit 11: Number of Job Postings by Occupation (n=72)

Occupation	Job Postings	Percentage of Job Postings
Automotive and Watercraft Service Attendants	44	61%
Motorboat Mechanics and Service Technicians	28	39%
Total Postings	**72**	**100%**

The top employers in the region, by number of job postings, are shown in Exhibit 12.

Exhibit 12: Top Employers by Number of Job Postings (n=72)

Employer	Job Postings	Percentage of Job Postings
Costco	9	13%
Aerotek	5	7%
The Boat Specialists	4	6%
Tesla	4	6%
Sam's Club	3	4%
Vons Co	3	4%
Vs Marine	3	4%
KolTecc Solutions Ltd.	2	3%
Quinn Company	2	3%
Albertsons	2	3%

The top specialized, soft, and computer skills listed by those most frequently mentioned in job postings (denoted in parentheses) are shown in Exhibit 13.

Exhibit 13: Top Skills by Number of Job Postings (n=72)

Top Specialized Skills	Top Soft Skills	Top Computer Skills
Merchandising (45)	Operations (173)	Firefox (43)
Firefox (43)	Greeting Customers (148)	Microsoft Edge (43)
Microsoft Edge (43)	English Language (139)	Safari (Web Browser) (43)
Safari (Web Browser) (43)	Proactivity (120)	Web Browsers (43)
Cash Handling (39)	Customer Service (80)	Inventory Management System (9)
Cash Register (36)	Communication (52)	Microsoft Excel (4)
Stocks (Inventory) (27)	Sales (48)	Microsoft Word (4)
Inventory Management (26)	Web Browsers (43)	Microsoft Office (3)
Selling Techniques (25)	Management (33)	ArcGIS (GIS Software) (1)
Invoicing (22)	Cleanliness (29)	ArcGIS Survey123 (1)

Educational Attainment:

The Bureau of Labor Statistics (BLS) lists the following as the typical entry-level education for these motorboat service occupations:

- No formal educational Credential
  - *Automotive and Watercraft Service Attendants (53-6031)*
- High School Diploma or Equivalent
  - *Motorboat Mechanics and Service Technicians (49-3051)*

The national-level educational attainment data indicates that 30% of workers in the field have completed some college or an associate degree as their highest level of education. Exhibit 14 shows the educational attainment for each occupation, sorted by highest community college educational attainment to lowest.

Exhibit 14: National-level Educational Attainment for Occupations

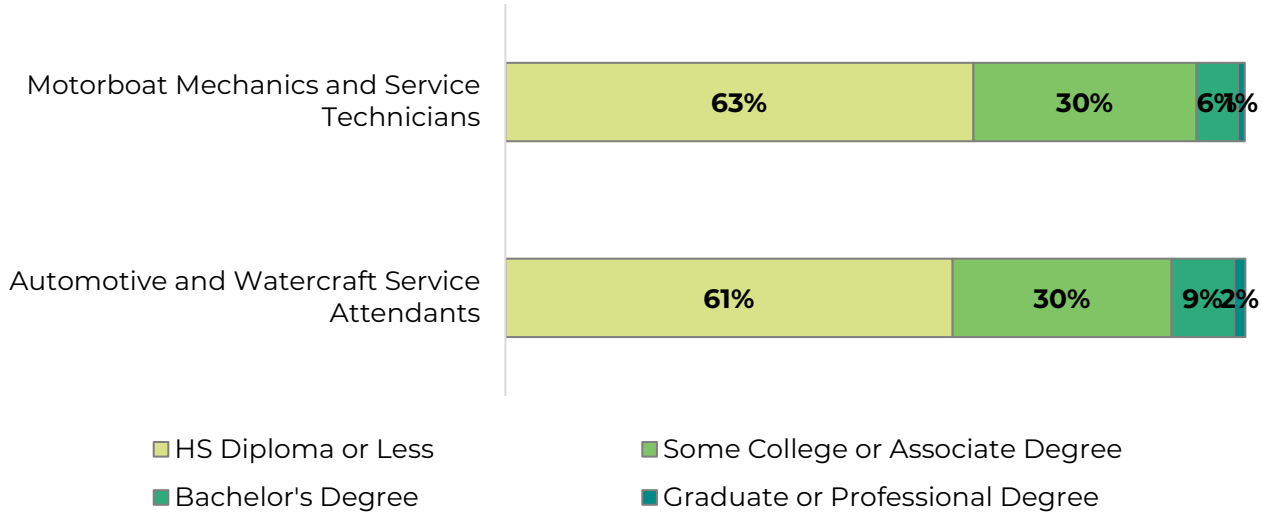

Of the 67% of the cumulative job postings for these motorboat service occupations that listed a minimum education requirement in the SCC Region, 83% (40) requested a high school

diploma or GED, 4% (2) requested an associate's degree, and 13% (6) requested a bachelor's degree.

Educational Supply

Community College Supply:

There were no awards conferred by community colleges in the related TOP codes:

- Motorcycle, Outboard and Small Engine Repair (0948.30)
- Marine Technology (0959.00)

Additionally, the SCC COE analyzed program data available in the Chancelor's Office Curriculum Inventory (COCI), which showed that though there are eight related active courses offered by Santa Barbara City College, there are currently no related programs offered in the region. Therefore, there is no community college supply.

Community College Student Outcomes:

As noted above, COCI shows there are currently no programs and only eight courses offered by Santa Barbara City College under the Marine Technology (0959.00) TOP code. Therefore, several metrics are unavailable at the district and SCC Region level.

Exhibit 15 shows the Strong Workforce Program (SWP) metrics for Marine Technology (0959.00) programs at Santa Barbara City College, the SCC Region, and California. Of the 134 Marine Technology (0959.00) throughout the state, 13% (17) attended SBCC. Students in California that exited Marine Technology (0959.00) programs in the 2024-25 academic year had median annual earnings of $45,718 (or $21.98 per hour).

Exhibit 15: Marine Technology (0959.00) Strong Workforce Program Metrics, 2024-25[4][5]

SWP Metric	SBCC	SCC Region	California
SWP Students	17	17	134
SWP Students Who Earned 9 or More Career Education Units in the District in a Single Year	76%	76%	36%
SWP Students Who Completed a Noncredit CTE or Workforce Preparation Course	Insufficient Data	Insufficient Data	Insufficient Data
SWP Students Who Earned a Degree or Certificate or Attained Apprenticeship Journey Status	Insufficient Data	Insufficient Data	12%
SWP Students Who Transferred to a Four-Year Postsecondary Institution (2023-24)	Insufficient Data	Insufficient Data	Insufficient Data
SWP Students with a Job Closely Related to Their Field of Study (2022-23)	Insufficient Data	Insufficient Data	Insufficient Data
Median Annual Earnings for SWP Exiting Students (2023-24)	Insufficient Data	Insufficient Data	$45,718 ($21.98)
Median Change in Earnings for SWP Exiting Students (2023-24)	Insufficient Data	Insufficient Data	50%
SWP Exiting Students Who Attained the Living Wage (2023-24)	Insufficient Data	Insufficient Data	Insufficient Data

[4] All SWP metrics are for 2024-25 unless otherwise noted. Metrics data is sourced from DataVista.
[5] Data that is not available in DataVista is denoted in Exhibit 15 as "data unavailable." Data may not be available for various reasons, including cases where data is masked to protect personally identifiable information.

Non-Community College Supply:

To comprehensively analyze the regional supply, it is crucial to include data from other institutions offering related training programs. Over the past three years (2021-2024), there were no awards conferred by non-community college institutions under the related Classification of Instructional Programs (CIP) codes:

- Marine Engineering Technology/Technician (15.0806)
- Small Engine Mechanics and Repair Technology/Technician (47.0606)
- Marine Maintenance/Fitter and Ship Repair Technology/Technician (47.0616)

Regional Demographics

This section examines demographic data for SCC community college students in Marine Technology (0959.00) programs compared to the SCC labor force, along with occupational data, to identify potential diversity and equity issues addressable by community college programs.

As noted above in the Community College Supply section, COCI data shows that there are only eight active courses for *Marine Technology (0959.00)*. However, student demographics is not available, likely due to a small number of students. For these reasons, this section focuses only on demographic data for the SCC Labor Force and *Motorboat Mechanics and Service Technicians (49-3051)* and *Automotive and Watercraft Service Attendants (53-6031)*.

Ethnicity:

Exhibit 16 compares the ethnicity of the overall labor force and occupation-specific data for the two motorboat service occupations included in this report.

Approximately, 69% of motorboat service occupations workers are Hispanic or Latino, which is significantly higher than the overall SCC labor force. Additionally, 6% of motorboat service occupations are Asian or Pacific Islander, which mirrors the overall SCC labor force (7%).

Exhibit 16: Program and County Demographics by Ethnicity

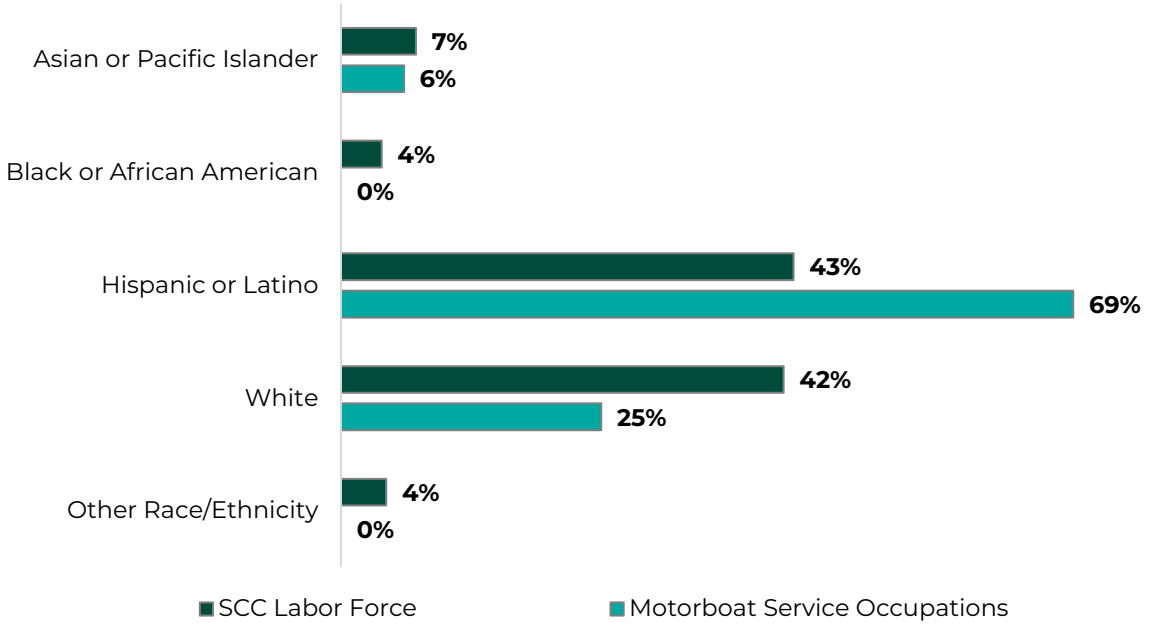

Age:

Exhibit 17 compares the age of the overall SCC labor force and occupational-specific data for the two motorboat service occupations included in this report.

Approximately, 43% of motorboat service occupations are Later Career/Retirement Age (50 and Older), which is higher than the overall labor force (33%). Additionally, 17% of motorboat service occupations are Pre-Career/College Age (24 or Younger), which is higher than the overall SCC labor force (15%).

Exhibit 17: Program and County Demographics by Age

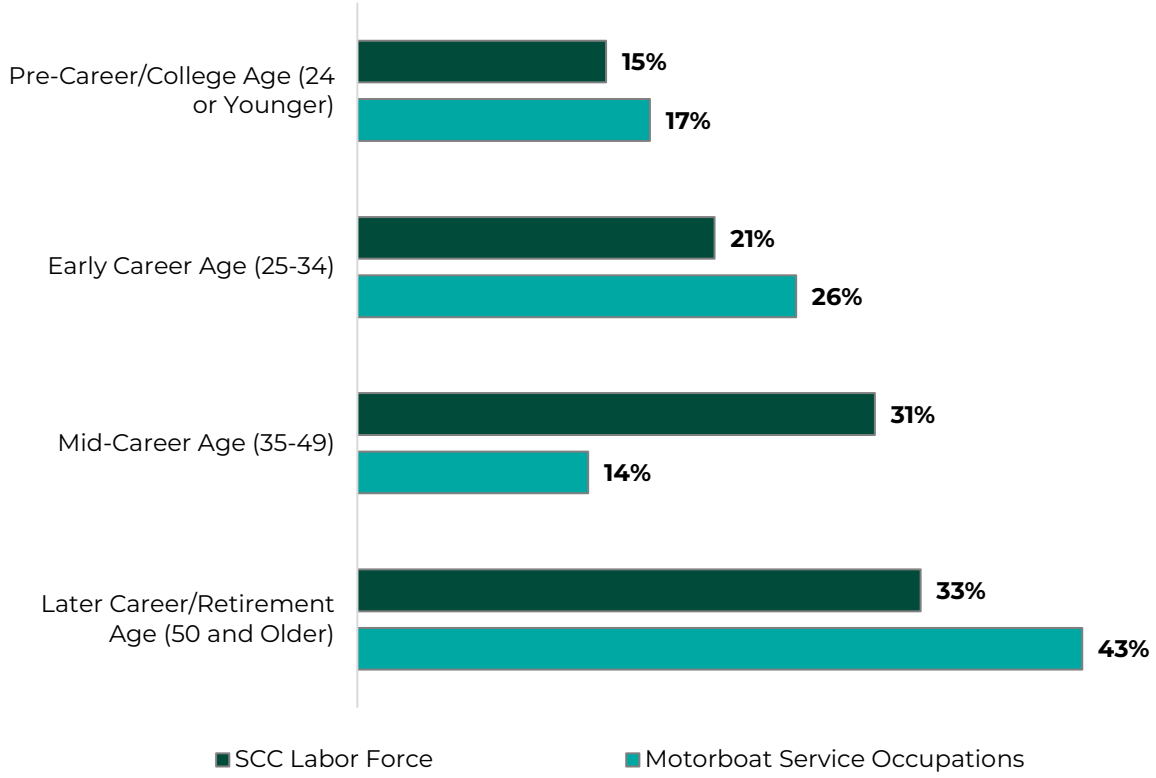

Sex:

Exhibit 18 compares the sex of the overall SCC labor force and occupation-specific data for the two motorboat service occupations.

There is a significant male majority of workers in these motorboat service occupations (93%), which is higher when compared to the overall SCC labor force (54% male).

Exhibit 18: Program and County Demographics by Sex

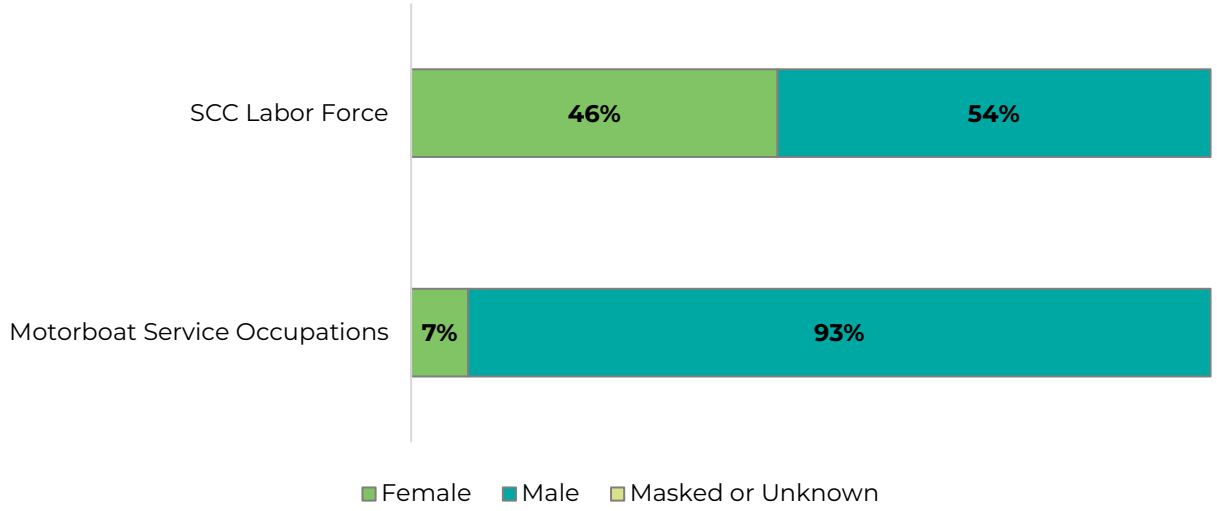

Appendix A: Methodology

Traditional Labor Market Data

The SCC COE prepared this report by analyzing data from occupations and education programs. Occupational data is derived from Lightcast, a labor market analytics firm that consolidates data from the California Employment Development Department (EDD), U.S. Bureau of Labor Statistics (BLS) and other government agencies.

Data included in this analysis represents the labor market demand for relevant positions most closely related to the proposed program as expressed by the requesting college in consultation with the SCC COE. Traditional labor market information was used to show current and projected employment based on data trends, as well as annual average awards granted by regional community colleges.

Program supply data is drawn from two systems: Taxonomy of Programs (TOP) and Classification of Instructional Programs (CIP).

Using a TOP-SOC crosswalk, the SCC COE identified middle-skill jobs for which programs within these TOP codes train. Middle-skill jobs include:

- All occupations that require an educational requirement of some college, associate degree or apprenticeship;
- All occupations that require a bachelor's degree, but also have more than one-third of their existing labor force with an educational attainment of some college or associate degree; or
- All occupations that require a high school diploma or equivalent or no formal education, but also require short- to long-term on-the-job training where multiple community colleges have existing programs.

The SCC COE determined labor market supply for an occupation or SOC code by analyzing the number of program completers or awards in a related TOP or CIP code. The COE developed a "supply table" with this information, which is the source of the program supply data for this report. TOP code data comes from the California Community Colleges Chancellor's Office MIS Data Mart (datamart.cccco.edu) and CIP code data comes from the Integrated Postsecondary Education Data System (nces.ed.gov/ipeds/use-the-data), also known as IPEDS.

TOP is a system of numerical codes used at the state level to collect and report information on California community college programs and courses throughout the state that have similar outcomes. CIP codes are a taxonomy of academic disciplines at institutions of higher education in the United States and Canada. Institutions outside of the California Community College system do not use TOP codes in their reporting systems.

Online Job Postings Data

Online job postings data, also known as real-time labor market information, captures job post advertisements for occupations relevant to the field of study which can signal demand and show what employers are looking for in potential employees but is not a perfect measure of the quantity of open positions. Online job postings data is sourced from Lightcast, a labor market analytics firm that scrapes, collects, and organizes data from online job boards such as LinkedIn, Indeed, Glassdoor, Monster, GovernmentJobs.com, and thousands more.

There are several limitations when analyzing job postings. A single job posting may not represent a single job opening, as employers may be creating a pool of candidates for future openings or hiring for multiple positions with a single posting. Additionally, not all jobs are posted online, and jobs may be filled through other methods such as internal promotion, word-of-mouth advertising, physical job boards, or a variety of other channels.

Additionally, Lightcast uses natural language processing (NLP) to determine the related company, industry, occupation, and other information for each job posting. However, NLP has limitations that include understanding contextual words of phrases; determining differences in words that can be used as nouns, verbs, and/or adjectives; and misspellings or grammatical errors.[6] For these reasons, job postings could be assigned to the wrong employer, industry, or occupation within Lightcast's database.

Geography

The South Central Coast region encompasses San Luis Obispo, Santa Barbara, and Ventura counties, as well as parts of Northern Los Angeles County. Exhibit 22 shows the 34 ZIP codes used to define Northern Los Angeles County.

Exhibit 19: Northern Los Angeles ZIP Codes

ZIP Code	Primary City
91310	Castaic
91321	Newhall
91322	Newhall
91350	Santa Clarita
91351	Canyon Country
91354	Valencia
91355	Valencia
91380	Santa Clarita
91381	Stevenson Ranch
91382	Santa Clarita
91383	Santa Clarita
91384	Castaic
91385	Valencia
91386	Canyon Country
91387	Canyon Country
91390	Santa Clarita
93510	Acton

ZIP Code	Primary City
93532	Lake Hughes
93534	Lancaster
93535	Lancaster
93536	Lancaster
93539	Lancaster
93543	Littlerock
93544	Llano
93550	Palmdale
93551	Palmdale
93552	Palmdale
93553	Pearblossom
93563	Valyermo
93584	Lancaster
93586	Lancaster
93590	Palmdale
93591	Palmdale
93599	Palmdale

Though traditional labor market information is available at the ZIP code level, it does not always add up to data reported at the county level for multiple reasons:

- ZIP codes are not official geographically bounded areas, unlike states and counties.
- ZIP codes may cross county lines, such as ZIP code 93461, which is primarily in San Luis Obispo County, but also crosses into Kern County.

For these reasons, the number of jobs and average annual openings for each county may not add up to the total for the SCC Region. However, considering jobseekers may cross county lines for opportunities, the traditional labor market data is reflective of opportunities available to jobseekers in the SCC Region.

Additionally, job postings data is available only at the city or county level. To analyze job postings for the entire SCC region, the SCC COE developed a list of cities available in Lightcast for analysis. Additionally, demographic data is not available at the ZIP code level but is available at the Census Bureau's Public `Use Microdata Area (PUMA) level. Demographic data was sourced via IPUMS and analyzed by the SCC COE.

[6] K. R. Chowdhary, Fundamentals of Artificial Intelligence (Basingstoke: Springer Nature, 2020), https://link.springer.com/book/10.1007/978-81-322-3972-7.

Appendix B: Data Sources

Data Type	Source
Occupational Projections, Wages, and Job Postings	Traditional and real-time labor market information are captured using data from Lightcast, a labor market analytics firm.
Living Wage	Per the CCCCO, this report's endorsement criteria uses the University of Washington's Center for Women's Welfare Self-Sufficiency Standard last updated in March 2024. The MIT Living Wage, updated on February 15, 2026, is a nationally recognized living wage metric and is provided for reference.
Typical Education and Training Requirements, and Educational Attainment	The Bureau of Labor Statistics (BLS) uses a system to assign categories for entry-level education, work experience in a related occupation, and typical on-the-job training to each occupation for which BLS publishes projections data.
Emerging Occupation Descriptions, Additional Education Requirements, and Employer Preferences	The O*NET database includes information on skills, abilities, knowledge, work activities, and interests associated with occupations.
Educational Supply	The CCCCO Data Mart provides information about students, courses, student services, outcomes and faculty and staff. The National Center for Education Statistics (NCES) Integrated Postsecondary Integrated Data System (IPEDS) collects data on the number of postsecondary awards earned (completions).
Job Quality	To classify each occupation as High, Medium, or Low Quality, the SCC COE identified nine criteria, five of which are considered traditional labor market information indicators (Traditional LMI Indicators) and four of which are considered Job Quality Indicators. These criteria were used to determine occupations that have significant employment and demand, pay at or above the living wage, typically provide employer-sponsored health insurance and full-time hours, have a lower risk of automation, and are considered a "Best Job" by U.S. News & World Report. For more information, see the SCC COE's *South Central Coast Labor Market Landscape* report.
Student Metrics and Demographics	Data Vista, a statewide data system supported by the California Community Colleges Chancellor's Office provides data on progress, success, employment, and earnings outcomes for California community college students.
Population and Occupation Demographics	The Census Bureau's American Community Survey (ACS) is the premier source for detailed population and housing information. Data is sourced from IPUMS USA, a database providing access to ACS and other Census Bureau data products.

All representations have been produced from primary research and/or secondary review of publicly and/or privately available data and/or research reports. The most recent data available at the time of the analysis was examined; however, data sets are updated regularly and may not be consistent with previous reports. Efforts have been made to qualify and validate the accuracy of the data and findings; however, neither the Centers of Excellence for Labor Market Research (COE), COE host district, nor California Community Colleges Chancellor's Office are responsible for the applications or decisions made by individuals and/or organizations based on this study or its recommendations.

For more information, please contact the South Central Coast Center of Excellence:

Jacob Poore, Director
jacob.poore@canyons.edu

Ashley Kernan, Research Manager
ashley.kernan@canyons.edu

October 2026

