



Labor Market Analysis: 3007.00 – Cosmetology and Barbering 12.0401 – Cosmetology/Cosmetologist, General

**Cosmetology and Barbering – Associate in Science for Transfer (A.S.-T.);
Certificate requiring 60+ semester units; Certificate requiring 30 to <60 semester
units; Certificate requiring 16 to <30 semester units**

Los Angeles Center of Excellence, April 2026

Program Endorsement:	Endorsed: All Criteria Met <input type="checkbox"/>	Endorsed: Some Criteria Met <input checked="" type="checkbox"/>	Not Endorsed <input type="checkbox"/>
Program Endorsement Criteria			
Supply Gap:	Yes <input checked="" type="checkbox"/>		No <input type="checkbox"/>
Living Wage: (Entry-Level, 25th)	Yes <input type="checkbox"/>		No <input checked="" type="checkbox"/>
Education:	Yes <input checked="" type="checkbox"/>		No <input type="checkbox"/>
Emerging Occupation(s)			
	Yes <input type="checkbox"/>		No <input checked="" type="checkbox"/>

SUMMARY

This report analyzes whether local labor market demand is being met by community college programs aligned with the identified middle-skill occupations¹ or whether a shortage of workers exists. Labor market demand is measured by annual job openings while education supply is measured by the number of awards (degrees and certificates) conferred on average each year.

Based on the available data, there appears to be a supply gap for the five identified middle-skill occupations in the region. While entry-level wages are lower than the self-sufficiency standard wage in both Los Angeles and Orange counties, all five occupations in this report typically require a postsecondary non-degree award.

Recommendation: Due to two of three program endorsement criteria being met, the Los Angeles Center of Excellence for Labor Market Research (LA COE) endorses this proposed program.

¹ Middle-skill occupations typically require some postsecondary education, but less than a bachelor's degree. The COE classifies middle-skill jobs as the following:

- All occupations that require an educational requirement of some college, associate degree or apprenticeship;
- All occupations that require a bachelor's degree, but also have more than one-third of their existing labor force with an educational attainment of some college or associate degree; or
- All occupations that require a high school diploma or equivalent or no formal education, but also require short- to long-term on-the-job training where multiple community colleges have existing programs.

Key Findings

Supply Gap

- 8,912 annual job openings are projected in the region through 2029. This number is greater than the three-year average of 5,410 awards conferred by educational institutions in the region.

Living Wage

- 97% of annual job openings for these middle-skill cosmetology and barbering occupations have entry-level wages **below** Los Angeles County's self-sufficiency standard hourly wage (\$24.03/hour). ²

Educational Attainment

- A postsecondary non-degree award is the typical entry-level education for all five occupations, according to the Bureau of Labor Statistics (BLS).
- 35%-51% of *barbers; hairdressers, hairstylists, and cosmetologists; makeup artists, theatrical and performance; and skincare specialists* working in the field have completed some college or an associate degree, according to national educational attainment data.
 - *Manicurists and pedicurists* count 24% of workers in the field who have completed an associate degree or some college, and 92% who have completed an associate degree or less educational attainment.

Community college supply

- 11 community colleges issued awards related to cosmetology and barbering in the greater LA/OC region.
- 1,277 awards (degrees and certificates) were conferred on average each year between 2023 and 2025.

Other postsecondary supply

- 33 educational institutions in the LA/OC region have conferred awards in programs related to cosmetology and barbering over the past three years.
- 4,133 awards were conferred on average each year by other postsecondary institutions throughout the greater LA/OC region between 2022 and 2024.

TARGET OCCUPATIONS

LA COE prepared this report to provide regional labor market and postsecondary supply data related to five middle-skill occupations. [For full occupation descriptions, please see Appendix.](#)

- **Barbers (39-5011)** ³
- **Hairdressers, hairstylists, and cosmetologists (39-5012)** ⁴
- **Makeup Artists, Theatrical and Performance (39-5091)** ⁵

² Center for Women's Welfare, University of Washington. (2024). *The self-sufficiency standard for California 2024*. <http://selfsufficiencystandard.org/California>.

³ [Barbers, Hairstylists, and Cosmetologists \(bls.gov\)](#)

⁴ [Ibid.](#)

⁵ [Makeup Artists, Theatrical and Performance \(bls.gov\)](#)

- **Manicurists and Pedicurists (39-5092)** ⁶
- **Skincare Specialists (39-5094)** ⁷

OCCUPATIONAL DEMAND

Exhibit 1 shows the five-year occupational demand projections for these cosmetology and barbering occupations. In the greater Los Angeles/Orange County region, the number of jobs related to these occupations is projected to increase by 11% through 2029. There will be more than 8,900 job openings per year through 2029 due to job growth and replacements. The majority of jobs in 2024 for these middle-skill cosmetology and barbering occupations (74%) were located in Los Angeles County.

Exhibit 1: Current employment and occupational demand, Los Angeles and Orange counties⁸

Geography	2024 Jobs	2029 Jobs	2024-2029 Change	2024-2029 % Change	Annual Openings
Los Angeles	43,939	48,734	4,796	11%	6,639
Orange	15,405	16,843	1,438	9%	2,273
Total	59,344	65,577	6,233	11%	8,912

Detailed Occupation Data

Exhibit 2 displays the current employment and projected occupational demand for each of the target occupations in Los Angeles County. The average percentage of workers aged 55+ across all occupations in the Los Angeles/Orange County region is 26%; occupations with a larger share of workers aged 55 and older typically have greater replacement needs to offset the amount of impending retirements. On average, 81% of workers across all occupations in California are employed full-time. Occupations with a lower-than-average percentage of full-time workers may have less employment security but may see increased activity in the gig economy.

Exhibit 2: Detailed employment and occupational demand, Los Angeles County⁹

Occupation	2024 Jobs	2029 Jobs	5-Yr % Change	Annual Openings	% Aged 55 and older	% Full Time Workers
Barbers	2,857	3,131	10%	371	19%	75%
Hairdressers, Hairstylists, and Cosmetologists	19,567	21,197	8%	2,930	25%	56%
Makeup Artists, Theatrical and Performance	1,138	1,192	5%	185	26%	Data unavailable
Manicurists and Pedicurists	15,103	17,250	14%	2,236	21%	23%
Skincare Specialists	5,273	5,964	13%	917	17%	65%
Total	43,939	48,734	11%	6,639	-	-

⁶ [Manicurists and Pedicurists \(bls.gov\)](https://www.bls.gov)

⁷ [Skincare Specialists \(bls.gov\)](https://www.bls.gov)

⁸ Five-year change represents new job additions to the workforce. Annual openings include new jobs and replacement jobs that result from retirements and separations.

⁹ Ibid.

WAGES

The labor market endorsement in this report considers the entry-level hourly wages for these cosmetology and barbering occupations in Los Angeles County as they relate to the county's self-sufficiency standard wage. Orange County wages are included below in order to provide a complete analysis of the greater Los Angeles/Orange County region.

Los Angeles County

The majority, 97%, of annual openings for these cosmetology and barbering occupations have entry-level wages below the self-sufficiency standard wage for one adult (\$24.03 in Los Angeles County). Typical entry-level hourly wages are in a range between \$8.87 and \$30.39. (Exhibit 3).

One occupation has entry-level wages above the self-sufficiency standard wage:

- *Makeup artists, theatrical and performance*, \$30.39

Experienced *barbers, manicurists and pedicurists*, and *skincare specialists* can expect to earn wages between \$17.55 and \$21.94, which are lower than the self-sufficiency standard. However, experienced *hairdressers, hairstylists, and cosmetologists*, and *makeup artists, theatrical and performance* can expect to earn wages between \$28.41 and \$66.84, which are higher than the self-sufficiency standard.

Exhibit 3: Earnings for occupations in Los Angeles County

Occupation	Entry-Level Hourly Earnings (25 th Percentile)	Median Hourly Earnings	Experienced Hourly Earnings (75 th Percentile)	Median Annual Earnings*
Barbers	\$8.87	\$15.92	\$21.69	\$33,100
Hairdressers, Hairstylists, and Cosmetologists	\$13.27	\$18.69	\$28.41	\$38,900
Makeup Artists, Theatrical and Performance	\$30.39	\$61.00	\$66.84	\$126,900
Manicurists and Pedicurists	\$16.64	\$17.14	\$17.55	\$35,600
Skincare Specialists	\$16.65	\$17.29	\$21.94	\$36,000

*Rounded to the nearest \$100

Orange County

The majority, 98%, of annual openings for these cosmetology and barbering occupations have entry-level wages below the self-sufficiency standard wage for one adult (\$27.13 in Orange County). Typical entry-level hourly wages are in a range between \$9.81 and \$27.20 (Exhibit 4).

One occupation has entry-level wages above the self-sufficiency standard wage:

- *Makeup artists, theatrical and performance*, \$27.20

Experienced *barbers, manicurists and pedicurists*, and *skincare specialists* can expect to earn wages between \$16.47 and \$22.57, which are lower than the self-sufficiency standard. However, experienced *hairdressers, hairstylists, and cosmetologists*, and *makeup artists, theatrical and*

performance can expect to earn wages between \$27.90 and \$61.02, which are higher than the self-sufficiency standard.

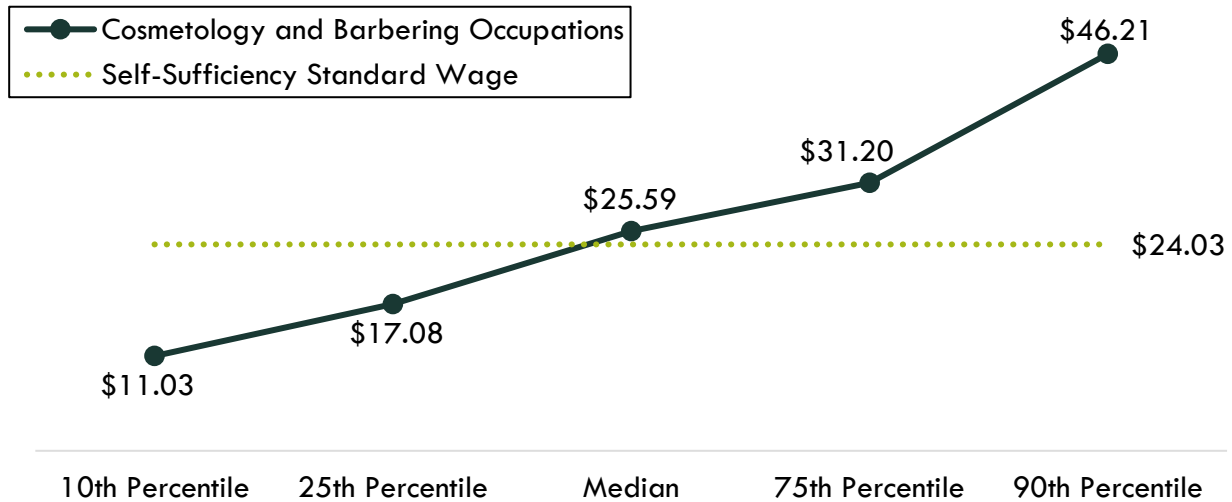
Exhibit 4: Earnings for occupations in Orange County

Occupation	Entry-Level Hourly Earnings (25 th Percentile)	Median Hourly Earnings	Experienced Hourly Earnings (75 th Percentile)	Median Annual Earnings*
Barbers	\$9.81	\$16.00	\$22.57	\$33,300
Hairdressers, Hairstylists, and Cosmetologists	\$14.59	\$18.18	\$27.90	\$37,800
Makeup Artists, Theatrical and Performance	\$27.20	\$54.98	\$61.02	\$114,400
Manicurists and Pedicurists	\$16.00	\$16.03	\$16.47	\$33,300
Skincare Specialists	\$16.19	\$16.52	\$20.98	\$34,400

*Rounded to the nearest \$100

Across the greater Los Angeles and Orange County region, the average entry-level hourly earnings for the occupations in this report are \$17.08; this is below the living wage for one single adult in Los Angeles County (\$24.03). Exhibit 5 shows the average hourly wage for the occupations in this report, for entry-level to experienced workers.

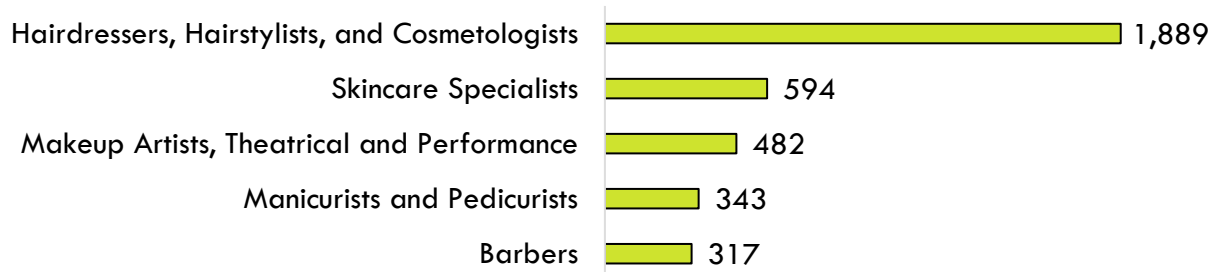
Exhibit 5: Average hourly earnings for target occupations, Los Angeles and Orange counties



JOB POSTINGS

There were 3,625 online job postings related to cosmetology and barbering listed in the past 12 months in Los Angeles and Orange counties. Exhibit 6 displays the number of job postings by occupation. The majority of job postings (52%) were for *hairdressers, hairstylists, and cosmetologists*, followed by *skincare specialists* (16%) and *makeup artists, theatrical and performance* (13%).

Exhibit 6: Job postings by occupation (last 12 months), Los Angeles and Orange counties



Job postings were analyzed for the most common job titles, skills, and employers associated with the target occupations in this report (Exhibit 7).

Exhibit 7: Most commonly requested job titles, skills and employers in job postings, Los Angeles and Orange counties

Top Job Titles	Top Skills	Top Employers
<ul style="list-style-type: none"> • Hair stylists • Stylists • Barbers • Estheticians • Nail technicians • Master stylists • Makeup artists • Licensed aestheticians • Lash artists 	<ul style="list-style-type: none"> • Cosmetology • Sanitation • Hairstyling • Cosmetics • Marketing • Professional hair care • Product knowledge • Product demonstration • Infection control 	<ul style="list-style-type: none"> • Ulta Beauty • Great Clips • Regis Corporation • Supercuts • Target • Sport Clips • Ratner Companies • Madison Reed • Paul Mitchell Schools

In the greater Los Angeles/Orange County region, 6% of the target job postings listed a minimum educational requirement. Exhibit 8 details the number and percentage of job postings by educational level.

Exhibit 8: Education levels requested in job postings for target occupations, Los Angeles and Orange counties

Education Level	Job Postings	% of Job Postings
Bachelor's degree	22	11%
Associate degree	30	16%
High school diploma or vocational training	140	73%

EDUCATIONAL ATTAINMENT

The Bureau of Labor Statistics (BLS) lists a postsecondary non-degree as the typical entry-level education for the target occupations. (Exhibit 9). Furthermore, the national-level data indicates between 35% and 51% of *barbers; hairdressers, hairstylists, and cosmetologists; makeup artists,*

theatrical and performance; and skincare specialists working in the field who have completed some college or an associate degree as their highest level of educational attainment. 24% of *manicurists and pedicurists* working in the field who have completed an associate degree or some college, and 92% have completed an associate degree or less educational attainment. The Bureau of Labor Statistics (BLS) lists the following typical entry-level education levels for the occupations in this report:

Exhibit 9: Entry-level education preferred by employers nationally, Bureau of Labor Statistics

Occupation	Education Level
Barbers	Postsecondary non-degree award
Hairdressers, Hairstylists, and Cosmetologists	Postsecondary non-degree award
Makeup Artists, Theatrical and Performance	Postsecondary non-degree award
Manicurists and Pedicurists	Postsecondary non-degree award
Skincare Specialists	Postsecondary non-degree award

EDUCATIONAL SUPPLY

Community College Supply

Exhibit 10 shows the annual and three-year average number of awards conferred by community colleges in the related TOP code: Cosmetology and Barbering (3007.00). The colleges with the most completions in the region are LA Trade-Tech, Santa Monica, and Citrus.

Exhibit 10: Regional community college awards (certificates and degrees), 2023-2025

TOP Code	Program	College	2022-23 Awards	2023-24 Awards	2024-25 Awards	3-Year Average
3007.00	Cosmetology and Barbering	Cerritos	96	147	178	140
		Citrus	186	208	161	185
		Compton	66	72	67	68
		El Camino	35	31	34	33
		LA Trade-Tech	194	167	239	200
		Pasadena	28	37	58	41
		Santa Monica	213	182	178	191
		LA Subtotal	818	844	915	859
		Fullerton	115	117	149	127
		Golden West	133	190	152	158
		Saddleback	136	161	12	103
		Santiago Canyon	47	33	8	29
		OC Subtotal	431	501	321	418
		Supply Total/Average			1,249	1,345

Exhibit 11 displays the community college awards broken down by award type. In this case, the majority of awards issued by community colleges are certificates (85%).

Exhibit 11: Community college awards by award type, 2023-2025

Award Type	# of Awards	% of Awards
A.A./A.S. degrees	183	14%
Certificates	1,086	85%
Noncredit awards	8	1%
Total	1,277	100%

Other Postsecondary Supply

For a comprehensive regional supply analysis, it is important to consider the supply from other institutions in the region that provide training programs for cosmetology and barbering. Exhibit 12 shows the number of awards conferred by these institutions in relevant programs. Due to different data collection periods, the most recent data is from 2022 to 2024. Between 2022 and 2024, other postsecondary college institutions in the region conferred an average of 4,133 sub-baccalaureate awards. Sub-baccalaureate awards include associate degrees, postsecondary awards, and other academic awards that typically take fewer than four years to complete.

Exhibit 12: Other regional postsecondary awards, 2022-2024

CIP Code	Program	Postsecondary Institution	2021-22 Awards	2022-23 Awards	2023-24 Awards	3-Year Average
12.0401	Cosmetology/ Cosmetologist, General	ABC Adult School	9	29	27	22
		Academy for Salon Professionals	17	19	19	18
		Academy of Esthetics and Cosmetology	8	5	10	8
		Advance Beauty College	49	100	107	85
		American Beauty College	33	69	71	58
		Asian-American International Beauty College	59	85	142	95
		Baldwin Park Adult & Community Education	37	40	32	36
		Beyond 21st Century Beauty Academy	25	19	8	17
		Career Academy of Beauty	52	59	40	50
		Coastline Beauty College	27	40	41	36
		Coba Academy	9	24	18	17
		Flair Beauty College	15	22	-	12
		International College of Beauty Arts & Sciences	18	15	23	19
		Int'l School of Cosmetology	144	88	-	77

CIP Code	Program	Postsecondary Institution	2021-22 Awards	2022-23 Awards	2023-24 Awards	3-Year Average
		John Wesley International Barber and Beauty College	3	6	4	4
		KC Beauty Academy	7	29	25	20
		Los Angeles College of Aesthetics	8	19	19	15
		Paul Mitchell the School-Costa Mesa	96	151	143	130
		Paul Mitchell the School-Pasadena	57	73	67	66
		Paul Mitchell the School-Sherman Oaks	128	85	72	95
		Pomona Unified School District Adult and Career Education	16	-	-	5
		Professional Institute of Beauty	48	72	54	58
		Redondo Beach Beauty College	11	7	14	11
		Salon Success Academy-West Covina	12	22	16	17
		Santa Ana Beauty Academy	8	10	9	9
		Santa Ana Beauty College	22	21	-	14
		Thanh Le College School of Cosmetology	8	15	14	12
		Universal College of Beauty - LA	13	16	18	16
		Victory Career College	7	6	15	9
		ZMS The Academy	14	14	13	14
12.0402	Barbering/ Barber	Academy of Esthetics and Cosmetology	5	3	11	6
		Advance Beauty College	23	20	21	21
		American Beauty College	40	71	64	58
		Baldwin Park Adult & Community Education	24	28	42	31
		Beyond 21st Century Beauty Academy	1	9	-	3
		Borner's Barber College	13	8	24	15
		Coba Academy	15	19	32	22

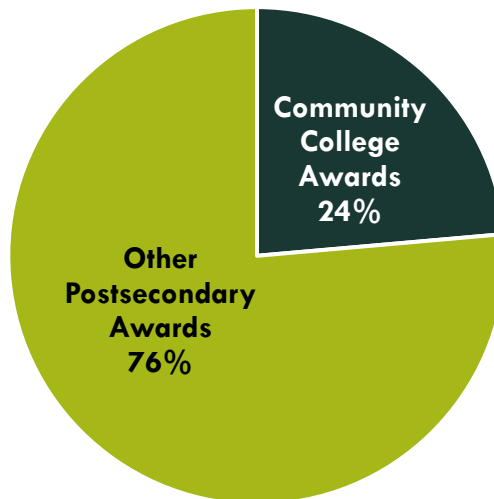
CIP Code	Program	Postsecondary Institution	2021-22 Awards	2022-23 Awards	2023-24 Awards	3-Year Average
		CRU Institute of Cosmetology and Barbering	27	84	87	66
		Hacienda La Puente Adult Ed.	23	29	37	30
		International College of Beauty Arts & Sciences	2	1	3	2
		John Wesley International Barber and Beauty College	18	15	23	19
		Los Angeles College of Aesthetics	5	6	7	6
		Paul Mitchell the School-Costa Mesa	46	51	56	51
		Paul Mitchell the School-Pasadena	12	21	21	18
		Paul Mitchell the School-Sherman Oaks	28	27	28	28
		Pomona Unified School District Adult and Career Education	9	20	16	15
		Salon Success Academy-West Covina	4	3	-	2
		Santa Ana Beauty Academy	2	4	8	5
		Santa Ana Beauty College	2	6	-	3
		Victory Career College	5	7	4	5
		ZMS The Academy	47	47	47	47
12.0408	Facial Treatment Specialist/ Facialist	Thanh Le College School of Cosmetology	-	-	9	3
12.0409	Aesthetician/ Esthetician and Skin Care Specialist	Academy for Salon Professionals	85	97	125	102
		Academy of Esthetics and Cosmetology	12	9	5	9
		Advance Beauty College	224	204	155	194
		American Beauty College	-	-	30	10
		Asian-American International Beauty College	126	124	98	116
		Beyond 21st Century Beauty Academy	84	68	62	71

CIP Code	Program	Postsecondary Institution	2021-22 Awards	2022-23 Awards	2023-24 Awards	3-Year Average
		Career Academy of Beauty	137	119	131	129
		Coastline Beauty College	98	45	45	63
		Coba Academy	64	53	40	52
		Diamond Beauty College	48	56	41	48
		Flair Beauty College	34	36	-	23
		Hacienda La Puente Adult Ed.	51	156	123	110
		International College of Beauty Arts & Sciences	65	52	51	56
		KC Beauty Academy	32	42	27	34
		Los Angeles College of Aesthetics	77	44	52	58
		Paul Mitchell the School-Costa Mesa	143	129	134	135
		Paul Mitchell the School-Pasadena	82	69	73	75
		Paul Mitchell the School-Sherman Oaks	-	-	57	19
		Redondo Beach Beauty College	23	21	28	24
		Salon Success Academy-West Covina	49	48	41	46
		Santa Ana Beauty Academy	16	17	15	16
		Santa Ana Beauty College	35	21	-	19
		Thanh Le College School of Cosmetology	20	20	-	13
		Victory Career College	44	44	32	40
		ZMS The Academy	102	102	58	87
		12.0410	Nail Technician/ Specialist and Manicurist	Academy of Esthetics and Cosmetology	4	1
Advance Beauty College	241			241	197	226
American Beauty College	35			46	36	39
Asian-American International Beauty College	260			355	303	306
Beyond 21st Century Beauty Academy	32			24	27	28
Coastline Beauty College	97			101	101	100

CIP Code	Program	Postsecondary Institution	2021-22 Awards	2022-23 Awards	2023-24 Awards	3-Year Average
		Diamond Beauty College	36	47	53	45
		International College of Beauty Arts & Sciences	22	23	9	18
		Los Angeles College of Aesthetics	64	37	29	43
		Redondo Beach Beauty College	44	39	20	34
		Salon Success Academy-West Covina	37	25	16	26
		Santa Ana Beauty Academy	-	-	2	1
		Santa Ana Beauty College	39	22	-	20
		Thanh Le College School of Cosmetology	-	6	-	2
		Victory Career College	7	6	7	7
		ZMS The Academy	23	23	23	23
		12.0413	Cosmetology, Barber/Styling, and Nail Instructor	Advance Beauty College	7	4
American Beauty College	3			-	12	5
Asian-American International Beauty College	1			4	5	3
Career Academy of Beauty	2			-	3	2
Hacienda La Puente Adult Ed.	27			89	91	69
Professional Institute of Beauty	10			2	5	6
Thanh Le College School of Cosmetology	-			-	2	1
Universal College of Beauty-LA	1			1	1	1
12.0499	Cosmetology and Related Personal Grooming Arts, Other			Career Academy of Beauty	13	23
		Pomona USD Adult and Career Ed.	-	41	36	26
Supply Total/Average			3,967	4,375	3,997	4,113

Exhibit 13 shows the proportion of community college awards conferred in the greater Los Angeles/Orange County region compared to the number of other postsecondary awards for the programs in this report. The majority of awards conferred in these programs are awarded by other institutions in the greater Los Angeles/Orange County region.

Exhibit 13: Percentage of community college awards compared to other postsecondary institution awards in the Los Angeles/Orange County region



APPENDIX: OCCUPATION DESCRIPTIONS

LA COE prepared this report to provide regional labor market supply and demand data related to these target occupations:

- **Barbers (39-5011)** Provide barbering services, such as cutting, trimming, shampooing, and styling hair; trimming beards; or giving shaves.¹⁰
- **Hairdressers, hairstylists, and cosmetologists (39-5012)** Provide beauty services, such as cutting, coloring, and styling hair, and massaging and treating scalp. May shampoo hair, apply makeup, dress wigs, remove hair, and provide nail and skincare services.¹¹
- **Makeup Artists, Theatrical and Performance (39-5091)** Apply makeup to performers to reflect period, setting, and situation of their role.¹²
- **Manicurists and Pedicurists (39-5092)** Clean and shape customers' fingernails and toenails. May polish or decorate nails.¹³
- **Skincare Specialists (39-5094)** Provide skincare treatments to face and body to enhance an individual's appearance. Includes electrologists and laser hair removal specialists.¹⁴

¹⁰ [Barbers, Hairstylists, and Cosmetologists \(bls.gov\)](#)

¹¹ [Ibid.](#)

¹² [Makeup Artists, Theatrical and Performance \(bls.gov\)](#)

¹³ [Manicurists and Pedicurists \(bls.gov\)](#)

¹⁴ [Skincare Specialists \(bls.gov\)](#)

Contact information:

Luke Meyer, Director

Los Angeles Center of Excellence

Lmeyer7@mtsac.edu

If for any reason this document is not accessible or if you have specific needs for readability, please contact us and we will do our utmost to accommodate you with a modified version.



POWERED BY

**DATA SOURCES**

- O*NET Online
- Lightcast (formerly Emsi)
- Bureau of Labor Statistics (BLS)
- California Employment Development Department, Labor Market Information Division, OES
- California Community Colleges Chancellor's Office Management Information Systems (MIS)
- Self-Sufficiency Standard at the Center for Women's Welfare, University of Washington
- Chancellor's Office Curriculum Inventory (COCI 2.0)

Important Disclaimer: All representations included in this report have been produced from primary research and/or secondary review of publicly and/or privately available data and/or research reports. Efforts have been made to qualify and validate the accuracy of the data and the reported findings; however, neither the Centers of Excellence, COE host District, nor California Community Colleges Chancellor's Office are responsible for applications or decisions made by recipient community colleges or their representatives based upon components or recommendations contained in this study.

© 2026 California Community Colleges Chancellor's Office,
Centers of Excellence for Labor Market Research, Economic and Workforce Development Program