



Labor Market Analysis: 2105.00 – Administration of Justice
43.0103 Criminal Justice/Law Enforcement Administration
Administration of Justice for Transfer—Associate of Science for Transfer (A.S.-T.)
 Los Angeles Center of Excellence, June 2026

Program Endorsement:	Endorsed: All Criteria Met	<input checked="" type="checkbox"/>	Endorsed: Some Criteria Met	<input type="checkbox"/>	Not Endorsed	<input type="checkbox"/>
Program Endorsement Criteria						
Supply Gap:	Yes	<input checked="" type="checkbox"/>	No	<input type="checkbox"/>		
Living Wage: (Entry-Level, 25th)	Yes	<input checked="" type="checkbox"/>	No	<input type="checkbox"/>		
Education:	Yes	<input checked="" type="checkbox"/>	No	<input type="checkbox"/>		
Emerging Occupation(s)						
Yes <input type="checkbox"/>			No <input checked="" type="checkbox"/>			

SUMMARY

This report analyzes whether local labor market demand is being met by community college programs aligned with the identified middle-skill occupations¹ or whether a shortage of workers exists. Labor market demand is measured by annual job openings while education supply is measured by the number of awards (degrees and certificates) conferred on average each year.

Based on the available data, there appears to be a supply gap for the five identified middle-skill occupations in the region. Furthermore, entry-level wages exceed the self-sufficiency standard wage in both Los Angeles and Orange counties, and one-third of current workers in the field have completed some college or an associate degree as their highest level of educational attainment.

Recommendation: Due to all three program endorsement criteria being met, the Los Angeles Center of Excellence for Labor Market Research (LA COE) endorses this proposed program.

Key Findings

Supply Gap

- 3,691 annual job openings are projected in the region through 2029. This number is greater than the three-year average of 2,400 awards conferred by educational institutions in the region.

¹ Middle-skill occupations typically require some postsecondary education, but less than a bachelor’s degree. The COE classifies middle-skill jobs as the following:

- All occupations that require an educational requirement of some college, associate degree or apprenticeship;
- All occupations that require a bachelor’s degree, but also have more than one-third of their existing labor force with an educational attainment of some college or associate degree; or
- All occupations that require a high school diploma or equivalent or no formal education, but also require short- to long-term on-the-job training where multiple community colleges have existing programs.

Living Wage

- All five target occupations have entry-level wages **above** Los Angeles County's self-sufficiency standard hourly wage (\$24.03/hour). ²

Educational Attainment

- A high school diploma or equivalent is the typical entry-level education for all five target occupations according to the Bureau of Labor Statistics (BLS).
- 30%-49% of workers in the field have completed some college or an associate degree, according to national educational attainment data.

Community college supply

- 26 community colleges issued awards related to administration of justice in the greater LA/OC region.
- 2,370 awards (degrees and certificates) were conferred on average each year between 2023 and 2025.

Other postsecondary supply

- 3 educational institutions in the LA/OC region have conferred awards in programs related to administration of justice over the past three years.
- 30 awards were conferred on average each year by other postsecondary institutions throughout the greater LA/OC region between 2022 and 2024.

TARGET OCCUPATIONS

LA COE prepared this report to provide regional labor market and postsecondary supply data related to five middle-skill occupations. [For full occupation descriptions, please see Appendix.](#)

- **First-Line Supervisors of Correctional Officers (33-1011)** ³
- **First-Line Supervisors of Police and Detectives (33-1012)** ⁴
- **Correctional Officers and Jailers (33-3012)** ⁵
- **Detectives and Criminal Investigators (33-3021)** ⁶
- **Police and Sheriff's Patrol Officers (33-3051)** ⁷

OCCUPATIONAL DEMAND

Exhibit 1 shows the five-year occupational demand projections for these middle-skill administration of justice occupations. In the greater Los Angeles/Orange County region, the number of jobs related to these occupations is projected to increase by 7% through 2029. There will be nearly 3,700 job openings per year through 2029 due to job growth and replacements.

² Center for Women's Welfare, University of Washington. (2024). *The self-sufficiency standard for California 2024.* <http://selfsufficiencystandard.org/California>.

³ [First-Line Supervisors of Correctional Officers \(bls.gov\)](#)

⁴ [Police and Detectives \(bls.gov\)](#)

⁵ [Correctional Officers and Bailiffs \(bls.gov\)](#)

⁶ [Private Detectives and Investigators \(bls.gov\)](#)

⁷ [Police and Detectives \(bls.gov\)](#)

The majority of jobs in 2024 for these middle-skill administration of justice occupations (82%) were located in Los Angeles County.

Exhibit 1: Current employment and occupational demand, Los Angeles and Orange counties⁸

Geography	2024 Jobs	2029 Jobs	2024-2029 Change	2024-2029 % Change	Annual Openings
Los Angeles	33,327	35,780	2,453	7%	3,038
Orange	7,512	7,932	421	6%	653
Total	40,838	43,712	2,874	7%	3,691

Detailed Occupation Data

Exhibit 2 displays the current employment and projected occupational demand for each of the target occupations in Los Angeles County. The average percentage of workers aged 55+ across all occupations in the Los Angeles/Orange County region is 26%; occupations with a larger share of workers aged 55 and older typically have greater replacement needs to offset the amount of impending retirements. On average, 81% of workers across all occupations in California are employed full-time.

Exhibit 2: Detailed employment and occupational demand, Los Angeles County⁹

Occupation	2024 Jobs	2029 Jobs	5-Yr % Change	Annual Openings	% Aged 55 and older	% Full Time Workers
First-Line Supervisors of Correctional Officers	200	236	18%	24	17%	100%
First-Line Supervisors of Police and Detectives	4,181	4,522	8%	346	18%	100%
Correctional Officers and Jailers	5,056	5,335	6%	519	15%	100%
Detectives and Criminal Investigators	2,687	2,833	5%	214	14%	85%
Police and Sheriff's Patrol Officers	21,202	22,855	8%	1,935	11%	100%
Total	33,327	35,780	7%	3,038	-	-

WAGES

The labor market endorsement in this report considers the entry-level hourly wages for these target occupations in Los Angeles County as they relate to the county's self-sufficiency standard

⁸ Five-year change represents new job additions to the workforce. Annual openings include new jobs and replacement jobs that result from retirements and separations.

⁹ Ibid.

wage. Orange County wages are included below in order to provide a complete analysis of the greater Los Angeles/Orange County region.

Los Angeles County

All five occupations have entry-level wages above the self-sufficiency standard wage for one adult (\$24.03 in Los Angeles County). Typical entry-level hourly wages are in a range between \$38.48 and \$76.89. (Exhibit 3). Experienced workers can expect to earn wages between \$47.23 and \$93.90.

Exhibit 3: Earnings for occupations in Los Angeles County

Occupation	Entry-Level Hourly Earnings (25 th Percentile)	Median Hourly Earnings	Experienced Hourly Earnings (75 th Percentile)	Median Annual Earnings*
First-Line Supervisors of Correctional Officers	\$54.38	\$60.41	\$67.89	\$125,600
First-Line Supervisors of Police and Detectives	\$76.89	\$82.99	\$93.90	\$172,600
Correctional Officers and Jailers	\$38.48	\$38.90	\$47.23	\$80,900
Detectives and Criminal Investigators	\$48.89	\$62.51	\$73.96	\$130,000
Police and Sheriff's Patrol Officers	\$47.67	\$56.56	\$61.38	\$117,600

*Rounded to the nearest \$100

Orange County

All five occupations have entry-level wages above the self-sufficiency standard wage for one adult (\$27.13 in Orange County). Typical entry-level hourly wages are in a range between \$35.42 and \$69.47 (Exhibit 4). Experienced workers can expect to earn wages between \$43.50 and \$84.85.

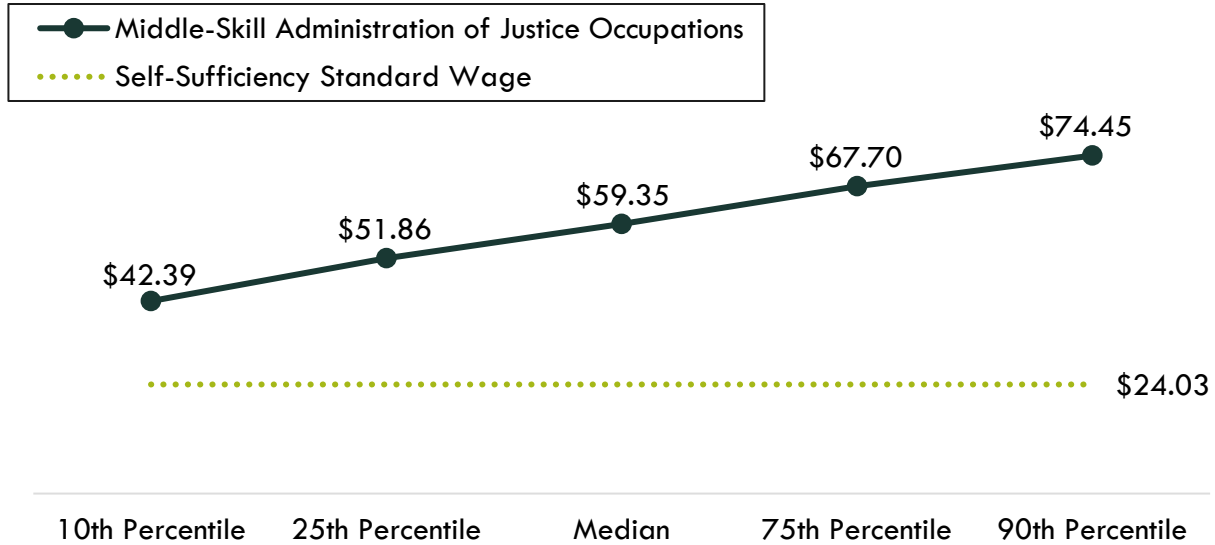
Exhibit 4: Earnings for occupations in Orange County

Occupation	Entry-Level Hourly Earnings (25 th Percentile)	Median Hourly Earnings	Experienced Hourly Earnings (75 th Percentile)	Median Annual Earnings*
First-Line Supervisors of Correctional Officers	\$49.89	\$55.42	\$62.29	\$115,300
First-Line Supervisors of Police and Detectives	\$69.47	\$75.00	\$84.85	\$156,000
Correctional Officers and Jailers	\$35.42	\$35.83	\$43.50	\$74,500
Detectives and Criminal Investigators	\$44.61	\$57.03	\$67.48	\$118,600
Police and Sheriff's Patrol Officers	\$43.09	\$51.14	\$55.51	\$106,400

*Rounded to the nearest \$100

Across the greater Los Angeles and Orange County region, the average entry-level hourly earnings for the occupations in this report are \$51.86; this is above the living wage for one single adult in Los Angeles County (\$24.03). Exhibit 5 shows the average hourly wage for the occupations in this report, for entry-level to experienced workers.

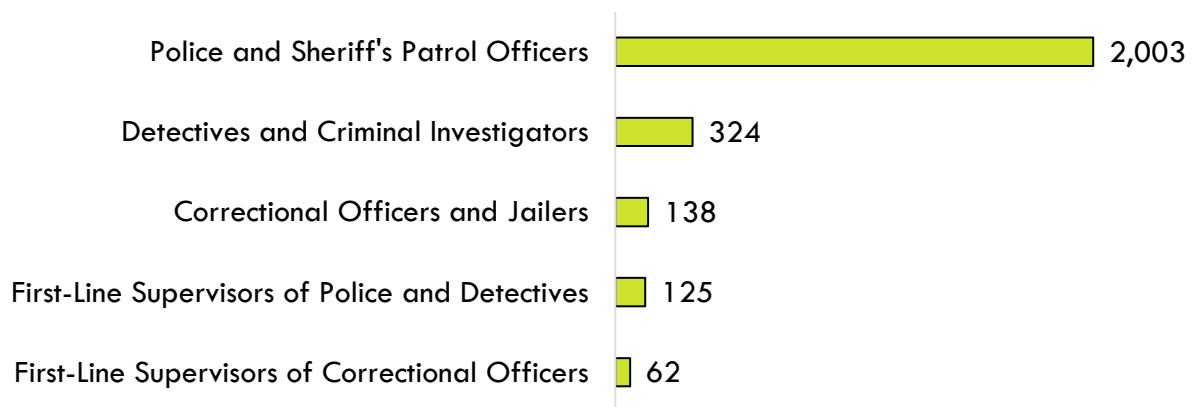
Exhibit 5: Average hourly earnings for target occupations, Los Angeles and Orange counties



JOB POSTINGS

There were 2,652 online job postings related to the target administration of justice occupations listed in the past 12 months in Los Angeles and Orange counties. Exhibit 6 displays the number of job postings by occupation. The majority of job postings (76%) were for *police and sheriff's patrol officers*, followed by *detectives and criminal investigators* (12%) and *correctional officers and jailers* (5%).

Exhibit 6: Job postings by occupation (last 12 months), Los Angeles and Orange counties



Job postings were analyzed for the most common job titles, skills, and employers associated with the target occupations in this report (Exhibit 7).

Exhibit 7: Most commonly requested job titles, skills and employers in job postings, Los Angeles and Orange counties

Top Job Titles	Top Skills	Top Employers
<ul style="list-style-type: none"> • Border patrol agents • Lateral police officers • Police services officers • Customs and border protection officers • Police officers • Police recruits • Police academy instructors 	<ul style="list-style-type: none"> • Law enforcement • Contraband detection and control • Patrolling • All terrain vehicles • Motorcycles • International laws • Rehabilitation 	<ul style="list-style-type: none"> • United States Department of Homeland Security • Association of Former Agents of The United States Secret Service • State of California • Federal Bureau of Investigation

In the greater Los Angeles/Orange County region, 56% of the target job postings listed a minimum educational requirement. Exhibit 8 details the number and percentage of job postings by educational level.

Exhibit 8: Education levels requested in job postings for target occupations, Los Angeles and Orange counties

Education Level	Job Postings	% of Job Postings
Bachelor's degree	657	44%
Associate degree	68	5%
High school diploma or vocational training	754	51%

EDUCATIONAL ATTAINMENT

The Bureau of Labor Statistics (BLS) lists a high school diploma or equivalent as the typical entry-level education for the target occupations (Exhibit 9). However, the national-level data indicates between 30% and 49% of workers in the field have completed some college or an associate degree as their highest level of educational attainment. The Bureau of Labor Statistics (BLS) lists the following typical entry-level education levels for the occupations in this report:

Exhibit 9: Entry-level education preferred by employers nationally, Bureau of Labor Statistics

Occupation	Education Level
First-Line Supervisors of Correctional Officers	High school diploma or equivalent
First-Line Supervisors of Police and Detectives	High school diploma or equivalent
Correctional Officers and Jailers	High school diploma or equivalent

Occupation	Education Level
Detectives and Criminal Investigators	High school diploma or equivalent
Police and Sheriff's Patrol Officers	High school diploma or equivalent

EDUCATIONAL SUPPLY

Community College Supply

Exhibit 10 shows the annual and three-year average number of awards conferred by community colleges in programs that have historically trained for the occupations of interest. The colleges with the most completions in the region are East LA, Rio Hondo, and Long Beach.

Exhibit 10: Regional community college awards (certificates and degrees), 2023-2025

TOP Code	Program	College	2022-23 Awards	2023-24 Awards	2024-25 Awards	3-Year Average	
2105.00	Administration of Justice	Cerritos	94	95	78	89	
		Citrus	143	143	156	147	
		Compton	32	42	28	34	
		East LA	330	305	404	346	
		El Camino	78	86	68	77	
		Glendale	28	25	18	24	
		LA City	39	36	36	37	
		LA Harbor	30	41	30	34	
		LA Mission	44	42	36	41	
		LA Pierce	74	83	59	72	
		LA Southwest	30	28	18	25	
		LA Trade-Tech	11	19	13	14	
		LA Valley	36	39	40	38	
		Long Beach	152	132	156	147	
		Mt San Antonio	75	78	92	82	
		Pasadena	62	68	79	70	
		Rio Hondo	155	152	147	151	
		Santa Monica	44	60	53	52	
		West LA	51	34	37	41	
		LA Subtotal		1,508	1,508	1,548	1,521
				Coastline	13	2	-
		Cypress	61	56	50	56	
		Fullerton	109	105	120	111	
		Golden West	154	171	135	153	

TOP Code	Program	College	2022-23 Awards	2023-24 Awards	2024-25 Awards	3-Year Average
		Irvine	49	36	59	48
		Santa Ana	83	86	88	86
		OC Subtotal	469	456	452	459
Supply Subtotal/Average			1,977	1,964	2,000	1,980
105.10	Corrections	Citrus	3	14	5	7
		East LA	164	60	126	117
		Rio Hondo	12	5	7	8
		LA Subtotal	179	79	138	132
		Saddleback	2	1	1	1
		Santa Ana	26	16	10	17
		OC Subtotal	28	17	11	19
Supply Subtotal/Average			207	96	149	151
2105.20	Probation and Parole	East LA	74	60	77	70
		LA Mission	3	1	-	1
		Rio Hondo	13	5	10	9
		LA Subtotal	90	66	87	81
Supply Subtotal/Average			90	66	87	81
2105.30	Industrial and Transportation Security	Citrus	1	-	1	1
		LA Subtotal	1	-	1	1
		Coastline	18	7	16	14
		Cypress	-	1	-	0
		Golden West	-	12	13	8
		OC Subtotal	18	20	29	22
Supply Subtotal/Average			19	20	30	23
2105.40	Forensics, Evidence, and Investigation	East LA	75	70	105	83
		El Camino	4	8	3	5
		Long Beach	15	22	20	19
		Rio Hondo	14	17	33	21
		LA Subtotal	108	117	161	129
		Fullerton	9	-	10	6
		OC Subtotal	9	-	10	6
Supply Subtotal/Average			117	117	171	135
Supply Total/Average			2,410	2,263	2,437	2,370

Exhibit 11 displays the community college awards broken down by award type. In this case, the majority of awards issued by community colleges are associate degrees (71%).

Exhibit 11: Community college awards by award type, 2023-2025

Award Type	# of Awards	% of Awards
A.A./A.A.-T./A.S./A.S.-T. degrees	1 673	71%
Certificates	689	29%
Noncredit awards	8	>1%
Total	2,370	100%

Other Postsecondary Supply

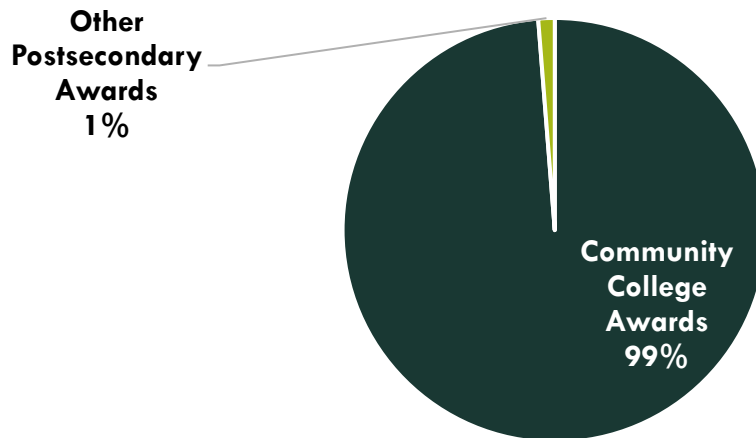
For a comprehensive regional supply analysis, it is important to consider the supply from other institutions in the region that provide training programs for middle-skill administration of justice occupations. Exhibit 12 shows the number of awards conferred by these institutions in relevant programs. Due to different data collection periods, the most recent data is from 2022 to 2024. Between 2022 and 2024, other postsecondary college institutions in the region conferred an average of 30 bachelor’s awards.

Exhibit 12: Other regional postsecondary awards, 2022-2024

CIP Code	Program	Postsecondary Institution	2021-22 Awards	2022-23 Awards	2023-24 Awards	3-Year Average
43.0103	Criminal Justice/Law Enforcement Administration	Abraham Lincoln Univ.	3	1	1	2
		Azusa Pacific Univ.	31	17	14	21
		LA Pacific Univ.	8	6	8	7
Supply Total/Average			42	24	23	30

Exhibit 13 shows the proportion of community college awards conferred in the greater Los Angeles/Orange County region compared to the number of other postsecondary awards for the programs in this report. The majority of awards conferred in these programs are awarded by community colleges in the greater Los Angeles/Orange County region.

Exhibit 13: Percentage of community college awards compared to other postsecondary institution awards in the Los Angeles/Orange County region



APPENDIX: OCCUPATION DESCRIPTIONS

LA COE prepared this report to provide regional labor market supply and demand data related to these target occupations:

- **First-Line Supervisors of Correctional Officers (33-1011)** Directly supervise and coordinate activities of correctional officers and jailers. ¹⁰
- **First-Line Supervisors of Police and Detectives (33-1012)** Directly supervise and coordinate activities of members of police force. ¹¹
- **Correctional Officers and Jailers (33-3012)** Guard inmates in penal or rehabilitative institutions in accordance with established regulations and procedures. May guard prisoners in transit between jail, courtroom, prison, or other point. Includes deputy sheriffs and police who spend the majority of their time guarding prisoners in correctional institutions. ¹²
- **Detectives and Criminal Investigators (33-3021)** Conduct investigations related to suspected violations of federal, state, or local laws to prevent or solve crimes. ¹³
- **Police and Sheriff's Patrol Officers (33-3051)** Maintain order and protect life and property by enforcing local, tribal, state, or federal laws and ordinances. Perform a combination of the following duties: patrol a specific area; direct traffic; issue traffic summonses; investigate accidents; apprehend and arrest suspects or serve legal processes of courts. Includes police officers working at educational institutions. ¹⁴

¹⁰ [First-Line Supervisors of Correctional Officers \(bls.gov\)](#)

¹¹ [Police and Detectives \(bls.gov\)](#)

¹² [Correctional Officers and Bailiffs \(bls.gov\)](#)

¹³ [Private Detectives and Investigators \(bls.gov\)](#)

¹⁴ [Police and Detectives \(bls.gov\)](#)

Contact information:

Luke Meyer, Director

Los Angeles Center of Excellence

Lmeyer7@mtsac.edu

If for any reason this document is not accessible or if you have specific needs for readability, please contact us and we will do our utmost to accommodate you with a modified version.



CENTER OF EXCELLENCE
FOR LABOR MARKET RESEARCH

POWERED BY



DATA SOURCES

- O*NET Online
- Lightcast (formerly Emsi)
- Bureau of Labor Statistics (BLS)
- California Employment Development Department, Labor Market Information Division, OES
- California Community Colleges Chancellor's Office Management Information Systems (MIS)
- Self-Sufficiency Standard at the Center for Women's Welfare, University of Washington
- Chancellor's Office Curriculum Inventory (COCI 2.0)

Important Disclaimer: All representations included in this report have been produced from primary research and/or secondary review of publicly and/or privately available data and/or research reports. Efforts have been made to qualify and validate the accuracy of the data and the reported findings; however, neither the Centers of Excellence, COE host District, nor California Community Colleges Chancellor's Office are responsible for applications or decisions made by recipient community colleges or their representatives based upon components or recommendations contained in this study.

© 2026 California Community Colleges Chancellor's Office,
Centers of Excellence for Labor Market Research, Economic and Workforce Development Program