



**Labor Market Analysis: 1208.00 – Medical Assisting
51.0710 – Medical Office Assistant/Specialist
Medical Assisting Administrative/Clinical – Certificate of Achievement**
Los Angeles Center of Excellence, May 2026

Program Endorsement:	Endorsed: All Criteria Met <input type="checkbox"/>	Endorsed: Some Criteria Met <input checked="" type="checkbox"/>	Not Endorsed <input type="checkbox"/>
Program Endorsement Criteria			
Supply Gap:	Yes <input checked="" type="checkbox"/>		No <input type="checkbox"/>
Living Wage: (Entry-Level, 25 th)	Yes <input type="checkbox"/>		No <input checked="" type="checkbox"/>
Education:	Yes <input checked="" type="checkbox"/>		No <input type="checkbox"/>
Emerging Occupation(s)			
	Yes <input checked="" type="checkbox"/>		No <input type="checkbox"/>

SUMMARY

This report analyzes whether local labor market demand is being met by community college programs aligned with the identified middle-skill occupations¹ or whether a shortage of workers exists. Labor market demand is measured by annual job openings while education supply is measured by the number of awards (degrees and certificates) conferred on average each year.

Based on the available data, there appears to be a supply gap for the two identified middle-skill occupations in the region. While entry-level wages are lower than the self-sufficiency standard wage in both Los Angeles and Orange counties, the majority of annual openings typically require a postsecondary non-degree award.

Recommendation: Due to two of three program endorsement criteria being met, the Los Angeles Center of Excellence for Labor Market Research (LA COE) endorses this proposed program.

Key Findings

Supply Gap

- 10,295 annual job openings are projected in the region through 2029. This number is greater than the three-year average of 4,625 awards conferred by educational institutions in the region.

¹ Middle-skill occupations typically require some postsecondary education, but less than a bachelor’s degree. The COE classifies middle-skill jobs as the following:

- All occupations that require an educational requirement of some college, associate degree or apprenticeship;
- All occupations that require a bachelor’s degree, but also have more than one-third of their existing labor force with an educational attainment of some college or associate degree; or
- All occupations that require a high school diploma or equivalent or no formal education, but also require short- to long-term on-the-job training where multiple community colleges have existing programs.

Living Wage

- Both occupations have entry-level wages **below** Los Angeles County's self-sufficiency standard hourly wage (\$24.03/hour).²

Educational Attainment

- 52% of the annual job openings typically require a postsecondary non-degree award for middle-skill occupations related to medical assisting in the LA/OC region.
- 52%-63% of workers in the field have completed some college or an associate degree, according to national educational attainment data.

Community college supply

- 18 community colleges issued awards related to medical assisting in the greater LA/OC region.
- 984 awards (degrees and certificates) were conferred on average each year between 2023 and 2025.

Other postsecondary supply

- 41 educational institutions in the LA/OC region have conferred sub-baccalaureate awards in programs related to medical assisting over the past three years.
- 3,641 awards were conferred on average each year by other postsecondary institutions throughout the greater LA/OC region between 2022 and 2024.

TARGET OCCUPATIONS

LA COE prepared this report to provide regional labor market and postsecondary supply data related to two middle-skill occupations and one emerging occupation. [For full occupation descriptions, please see Appendix.](#)

- **Patient Representatives (29-2099.08)**³
- **Medical Assistants (31-9092)**⁴
- **Medical Secretaries and Administrative Assistants (43-6013)**⁵

OCCUPATIONAL DEMAND

Exhibit 1 shows the five-year occupational demand projections for these medical assisting occupations. In the greater Los Angeles/Orange County region, the number of jobs related to these occupations is projected to increase by 6% through 2029. There will be nearly 10,300 job openings per year through 2029 due to job growth and replacements. The majority of jobs in 2024 for these middle-skill medical assisting occupations (72%) were located in Los Angeles County.

² Center for Women's Welfare, University of Washington. (2024). *The self-sufficiency standard for California 2024*. <http://selfsufficiencystandard.org/California>.

³ [Patient Representatives \(onet.org\)](#)

⁴ [Medical Assistants \(bls.gov\)](#)

⁵ [Secretaries and Administrative Assistants \(bls.gov\)](#)

Exhibit 1: Current employment and occupational demand, Los Angeles and Orange counties⁶

Geography	2024 Jobs	2029 Jobs	2024-2029 Change	2024-2029 % Change	Annual Openings
Los Angeles	58,924	61,814	2,890	5%	7,331
Orange	22,391	24,198	1,807	8%	2,965
Total	81,315	86,012	4,697	6%	10,295

Detailed Occupation Data

Exhibit 2 displays the current employment and projected occupational demand for each of the target occupations in Los Angeles County. The average percentage of workers aged 55+ across all occupations in the Los Angeles/Orange County region is 26%; occupations with a larger share of workers aged 55 and older typically have greater replacement needs to offset the amount of impending retirements. On average, 81% of workers across all occupations in California are employed full-time. Occupations with a lower-than-average percentage of full-time workers may have less employment security but may see increased activity in the gig economy.

Exhibit 2: Detailed employment and occupational demand, Los Angeles County⁷

Occupation	2024 Jobs	2029 Jobs	5-Yr % Change	Annual Openings	% Aged 55 and older	% Full Time Workers
Medical Assistants	25,865	27,718	7%	3,793	10%	91%
Medical Secretaries and Administrative Assistants	33,059	34,096	3%	3,538	29%	43%
Total	58,924	61,814	5%	7,331	-	-

WAGES

The labor market endorsement in this report considers the entry-level hourly wages for these medical assisting occupations in Los Angeles County as they relate to the county's self-sufficiency standard wage. Orange County wages are included below in order to provide a complete analysis of the greater Los Angeles/Orange County region.

Los Angeles County

Both occupations have entry-level wages below the self-sufficiency standard wage for one adult (\$24.03 in Los Angeles County). Typical entry-level hourly wages are in a range between \$18.82 and \$19.47. (Exhibit 3). Experienced workers can expect to earn wages between \$26.80 and \$28.73, which are higher than the self-sufficiency standard.

⁶ Five-year change represents new job additions to the workforce. Annual openings include new jobs and replacement jobs that result from retirements and separations.

⁷ Ibid.

Exhibit 3: Earnings for occupations in Los Angeles County

Occupation	Entry-Level Hourly Earnings (25 th Percentile)	Median Hourly Earnings	Experienced Hourly Earnings (75 th Percentile)	Median Annual Earnings*
Medical Assistants	\$18.82	\$21.90	\$26.80	\$45,600
Medical Secretaries and Administrative Assistants	\$19.47	\$24.23	\$28.73	\$50,400

*Rounded to the nearest \$100

Orange County

Both have entry-level wages below the self-sufficiency standard wage for one adult (\$27.13 in Orange County). Typical entry-level hourly wages are in a range between \$27.52 and \$29.50 (Exhibit 4). Experienced workers can expect to earn wages between \$27.52 and \$29.50, which are higher than the self-sufficiency standard.

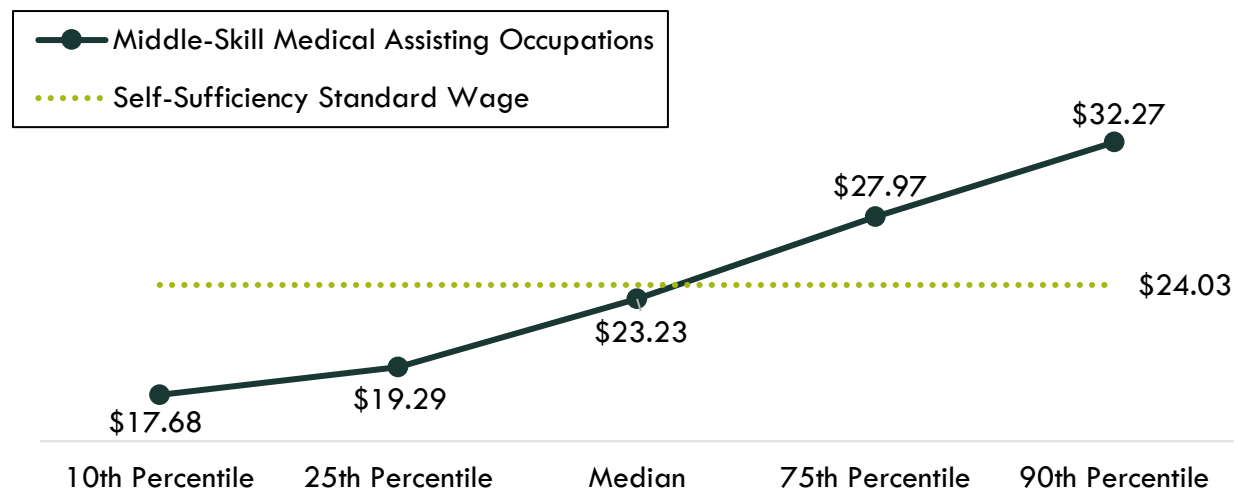
Exhibit 4: Earnings for occupations in Orange County

Occupation	Entry-Level Hourly Earnings (25 th Percentile)	Median Hourly Earnings	Experienced Hourly Earnings (75 th Percentile)	Median Annual Earnings*
Medical Assistants	\$19.31	\$22.48	\$27.52	\$46,800
Medical Secretaries and Administrative Assistants	\$19.99	\$24.88	\$29.50	\$51,800

*Rounded to the nearest \$100

Across the greater Los Angeles and Orange County region, the average entry-level hourly earnings for the occupations in this report are \$19.29; this is below the living wage for one single adult in Los Angeles County (\$24.03). Exhibit 5 shows the average hourly wage for the occupations in this report, for entry-level to experienced workers.


Exhibit 5: Average hourly earnings for target occupations, Los Angeles and Orange counties



JOB POSTINGS

There were 11,883 online job postings related to medical assisting listed in the past 12 months in Los Angeles and Orange counties. Exhibit 6 displays the number of job postings by occupation. The majority of job postings (66%) were for *medical assistants*, followed by *medical secretaries and administrative assistants* (34%).

Exhibit 6: Job postings by occupation (last 12 months), Los Angeles and Orange counties



Job postings were analyzed for the most common job titles, skills, and employers associated with the target occupations in this report (Exhibit 7).

Exhibit 7: Most commonly requested job titles, skills and employers in job postings, Los Angeles and Orange counties

Top Job Titles	Top Skills	Top Employers
<ul style="list-style-type: none"> • Medical assistants • Medical receptionists • Front/back office medical assistants • Bilingual medical assistants • Medical front desk receptionists • Dermatology medical assistants • Back office medical assistants 	<ul style="list-style-type: none"> • Medical assistance • Vital signs • Medical records/ electronic medical records • Medical terminology • Front office • Intravenous therapy • Setting appointments • Phlebotomy • Administrative support 	<ul style="list-style-type: none"> • Providence* • University of California • Cedars-Sinai • Hoag Health System • Actalent* • Exer Medical Corporation • Aya Healthcare* • PIH Health Physicians • Concentra • RadNet*

*Staffing company

In the greater Los Angeles/Orange County region, 44% of the medical assisting job postings listed a minimum educational requirement. Exhibit 8 details the number and percentage of job postings by educational level.

Exhibit 8: Education levels requested in job postings for target occupations, Los Angeles and Orange counties

Education Level	Job Postings	% of Job Postings
Bachelor's degree	287	5%
Associate degree	609	12%
High school diploma or vocational training	4,344	83%

EDUCATIONAL ATTAINMENT

In the greater Los Angeles/Orange County region, the majority of annual job openings (52%) typically require a postsecondary non-degree award (Exhibit 9). Furthermore, the national-level data indicates between 52% and 63% of workers in the field have completed some college or an associate degree as their highest level of educational attainment. The Bureau of Labor Statistics (BLS) lists the following typical entry-level education levels for the occupations in this report:

Exhibit 9: Entry-level education preferred by employers nationally, Bureau of Labor Statistics

Occupation	Education Level
Medical Assistants	Postsecondary non-degree award
Medical Secretaries and Administrative Assistants	High school diploma or equivalent

EDUCATIONAL SUPPLY

Community College Supply

Exhibit 10 shows the annual and three-year average number of awards conferred by community colleges in programs that have historically trained for the occupations of interest. The colleges with the most completions in the region are Santa Ana, Long Beach, and West LA.

Exhibit 10: Regional community college awards (certificates and degrees), 2023-2025

TOP Code	Program	College	2022-23 Awards	2023-24 Awards	2024-25 Awards	3-Year Average
0514.20	Medical Office Technology	Glendale	17	16	21	18
		LA City	-	-	1	0
		LA Trade-Tech	11	3	6	7
		Pasadena	-	12	17	10
		Santa Monica	29	34	75	46
		LA Subtotal	57	65	120	81
Supply Subtotal/Average			57	65	120	81

TOP Code	Program	College	2022-23 Awards	2023-24 Awards	2024-25 Awards	3-Year Average
1208.00	Medical Assisting	Cerritos	46	69	53	56
		East LA	41	74	46	54
		Glendale	12	28	9	16
		LA Pierce	2	9	2	4
		Long Beach	92	91	101	95
		Mt San Antonio	24	110	83	72
		Pasadena	8	10	10	9
		West LA	32	28	99	53
		LA Subtotal	257	419	403	360
		N. Orange Continuing Ed.	-	60	51	37
		Orange Coast	1	32	20	18
		Saddleback	16	10	23	16
		Santa Ana	152	229	320	234
		Santiago Canyon	-	46	49	32
		OC Subtotal	169	377	463	336
Supply Subtotal/Average			426	796	866	696
1208.10	Clinical Medical Assisting	LA City	-	23	28	17
		Long Beach	15	8	12	12
		West LA	17	16	20	18
		LA Subtotal	32	47	60	46
		Saddleback	10	12	10	11
		OC Subtotal	10	12	10	11
Supply Subtotal/Average			42	59	70	57
1208.20	Administrative Medical Assisting	Glendale	38	25	25	29
		LA City	1	13	46	20
		LA Mission	-	3	3	2
		LA Pierce	-	4	5	3
		Long Beach	9	5	4	6
		Rio Hondo	49	6	-	18
		Santa Monica	17	14	21	17
		West LA	18	17	25	20
		LA Subtotal	132	87	129	116
		Saddleback	3	3	4	3
		Santiago Canyon	34	15	45	31
OC Subtotal	37	18	49	35		
Supply Subtotal/Average			169	105	178	151
Supply Total/Average			694	1,025	1,234	984

Exhibit 11 displays the community college awards broken down by award type. In this case, the majority of awards issued by community colleges are certificates (58%).

Exhibit 11: Community college awards by award type, 2023-2025

Award Type	# of Awards	% of Awards
A.A./A.S. degrees	147	15%
Certificates	572	58%
Noncredit awards	265	27%
Total	984	100%

Other Postsecondary Supply

For a comprehensive regional supply analysis, it is important to consider the supply from other institutions in the region that provide training programs for medical assistants. Exhibit 12 shows the number of awards conferred by these institutions in relevant programs. Due to different data collection periods, the most recent data is from 2022 to 2024. Between 2022 and 2024, other postsecondary college institutions in the region conferred an average of 3,641 sub-baccalaureate awards. Sub-baccalaureate awards include associate degrees, postsecondary awards, and other academic awards that typically take fewer than four years to complete.

Exhibit 12: Other regional postsecondary awards, 2022-2024

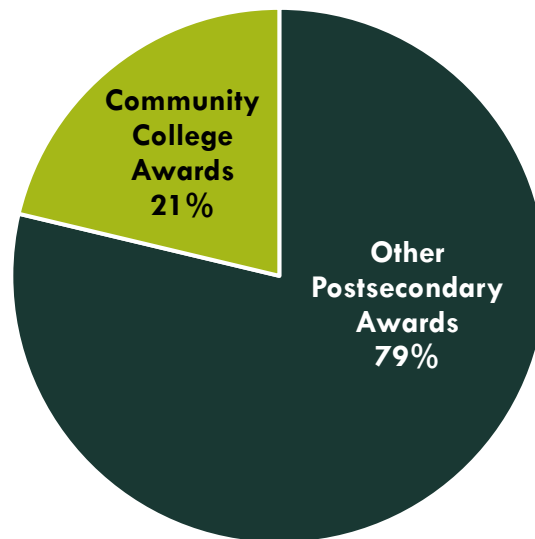
CIP Code	Program	Postsecondary Institution	2021-22 Awards	2022-23 Awards	2023-24 Awards	3-Year Average
51.0710	Medical Office Assistant/Specialist	Concorde Career College-Garden Grove	15	7	2	8
		Concorde Career College-N. Hollywood	10	7	-	6
		Hacienda La Puente Adult Ed.	10	6	33	16
		National Career College	-	-	8	3
		Platt College-Anaheim	13	19	14	15
		Platt College-Los Angeles	8	21	7	12
		UEI College-Huntington Park	49	26	28	34
51.0714	Medical Insurance Specialist/Medical Biller	ABC Adult School	9	5	6	7
		Diversified Vocational College	22	27	12	20
		Downey Adult School	42	63	66	57
		Glendale Career College	9	6	4	6
		Hacienda La Puente Adult Ed.	14	32	33	26
		Healthcare Career College	13	10	14	12
		Integrity College of Health	5	6	5	5
		North-West College-Anaheim	19	14	22	18

CIP Code	Program	Postsecondary Institution	2021-22 Awards	2022-23 Awards	2023-24 Awards	3-Year Average
		North-West College-Glendale	3	11	6	7
		North-West College-Long Beach	40	27	26	31
		North-West College-Pomona	4	6	1	4
		North-West College-Van Nuys	24	20	3	16
		North-West College-West Covina	45	22	21	29
		Palladium Technical Academy	2	15	18	12
		Valley College of Medical Careers	8	8	10	9
51.0716	Medical Administrative/ Executive Assistant and Medical Secretary	Galaxy Medical College	9	11	8	9
51.0801	Medical/Clinical Assistant	ABC Adult School	12	16	16	15
		American Career College-Anaheim	164	185	222	190
		American Career College-LA	334	351	359	348
		American College of Healthcare and Technology	70	44	29	48
		American College of Healthcare and Technology-Santa Ana	9	9	17	12
		Angeles College	34	26	16	25
		Baldwin Park Adult & Community Education	25	24	26	25
		California Career Institute	12	4	2	6
		California Healing Arts College	46	36	43	42
		Career Networks Institute	12	-	-	4
		CBD College	13	-	-	4
		Concorde Career College-Garden Grove	151	174	134	153
		Concorde Career College-North Hollywood	149	139	117	135
		Downey Adult School	110	142	171	141
Glendale Career College	27	20	8	18		

CIP Code	Program	Postsecondary Institution	2021-22 Awards	2022-23 Awards	2023-24 Awards	3-Year Average
		Healthcare Career College	28	21	77	42
		Integrity College of Health	19	25	19	21
		Modern Technology School	5	4	2	4
		National Career College	72	51	75	66
		North-West College-Anaheim	73	61	61	65
		North-West College-Glendale	68	48	33	50
		North-West College-Long Beach	82	88	53	74
		North-West College-Pomona	64	63	41	56
		North-West College-Van Nuys	50	32	22	35
		North-West College-West Covina	149	133	122	135
		Palladium Technical Academy	12	22	24	19
		Platt College-Anaheim	25	33	24	27
		Platt College-Los Angeles	13	15	22	17
		Premiere Career College	16	9	17	14
		Regan Career Institute	27	10	5	14
		South Coast College	12	5	3	7
		Southern California Health Institute	37	32	38	36
		UEI College-Garden Grove	273	255	228	252
		UEI College-Gardena	343	247	211	267
		UEI College-Huntington Park	314	379	335	343
		UEI College-Reseda	227	225	206	219
		UEI College-West Covina	194	183	174	184
		Universal Healthcare Careers College	96	142	164	134
		Valley College of Medical Careers	40	38	20	33
Supply Total/Average			3,780	3,660	3,483	3,641

Exhibit 13 shows the proportion of community college awards conferred in the greater Los Angeles/Orange County region compared to the number of other postsecondary awards for the programs in this report. The majority of awards conferred in these programs are awarded by other institutions in the greater Los Angeles/Orange County region.

Exhibit 13: Percentage of community college awards compared to other postsecondary institution awards in the Los Angeles/Orange County region



APPENDIX: OCCUPATION DESCRIPTIONS

LA COE prepared this report to provide regional labor market supply and demand data related to these target occupations:

- **Patient Representatives (29-2099.08)** Assist patients in obtaining services, understanding policies and making health care decisions.⁸
- **Medical Assistants (31-9092)** Perform administrative and certain clinical duties under the direction of a physician. Administrative duties may include scheduling appointments, maintaining medical records, billing, and coding information for insurance purposes. Clinical duties may include taking and recording vital signs and medical histories, preparing patients for examination, drawing blood, and administering medications as directed by physician.⁹
- **Medical Secretaries and Administrative Assistants (43-6013)** Perform secretarial duties using specific knowledge of medical terminology and hospital, clinic, or laboratory procedures. Duties may include scheduling appointments, billing patients, and compiling and recording medical charts, reports, and correspondence.¹⁰

⁸ [Patient Representatives \(onet.org\)](https://www.onet.org)

⁹ [Medical Assistants \(bls.gov\)](https://www.bls.gov)

¹⁰ [Secretaries and Administrative Assistants \(bls.gov\)](https://www.bls.gov)

Contact information:

Luke Meyer, Director

Los Angeles Center of Excellence

Lmeyer7@mtsac.edu

If for any reason this document is not accessible or if you have specific needs for readability, please contact us and we will do our utmost to accommodate you with a modified version.



DATA SOURCES

- O*NET Online
- Lightcast (formerly Emsi)
- Bureau of Labor Statistics (BLS)
- California Employment Development Department, Labor Market Information Division, OES
- California Community Colleges Chancellor's Office Management Information Systems (MIS)
- Self-Sufficiency Standard at the Center for Women's Welfare, University of Washington
- Chancellor's Office Curriculum Inventory (COCI 2.0)

Important Disclaimer: All representations included in this report have been produced from primary research and/or secondary review of publicly and/or privately available data and/or research reports. Efforts have been made to qualify and validate the accuracy of the data and the reported findings; however, neither the Centers of Excellence, COE host District, nor California Community Colleges Chancellor's Office are responsible for applications or decisions made by recipient community colleges or their representatives based upon components or recommendations contained in this study.

© 2026 California Community Colleges Chancellor's Office,
Centers of Excellence for Labor Market Research, Economic and Workforce Development Program