



Labor Market Analysis: 0612.20 – Film Production

50.0602 Cinematography and Film/Video Production

Sports Videography

Los Angeles Center of Excellence, May 2026

Program Endorsement:	Endorsed: All Criteria Met <input checked="" type="checkbox"/>	Endorsed: Some Criteria Met <input type="checkbox"/>	Not Endorsed <input type="checkbox"/>
Program Endorsement Criteria			
Supply Gap:	Yes <input checked="" type="checkbox"/> (See below)		No <input type="checkbox"/>
Living Wage: (Entry-Level, 25 th)	Yes <input checked="" type="checkbox"/>		No <input type="checkbox"/>
Education:	Yes <input checked="" type="checkbox"/>		No <input type="checkbox"/>
Emerging Occupation(s)			
	Yes <input type="checkbox"/>		No <input checked="" type="checkbox"/>

SUMMARY

This report analyzes whether local labor market demand is being met by community college programs aligned with the identified middle-skill occupations¹ or whether a shortage of workers exists. Labor market demand is measured by annual job openings while education supply is measured by the number of awards (degrees and certificates) conferred on average each year.

Based on the available data, there appears to be a slight supply gap for the two identified middle-skill occupations in the region. While the number of awards conferred is nearly the same as the number of job openings, the talent supply is within the COE’s acceptable margin (the number of the number of awards issued is 25% over or under the number of annual openings) and is therefore considered “supply met” rather than a “supply gap.” For this reason, real-time labor market data is included in this report as well – to provide a more nuanced view of the regional job market for film production occupations. Furthermore, entry-level wages exceed the self-sufficiency standard wage in Los Angeles County, and one-third of workers in the field have completed an associate degree or less educational attainment.

Recommendation: Due to all three program endorsement criteria being met, the Los Angeles Center of Excellence for Labor Market Research (LA COE) endorses this proposed program.

¹ Middle-skill occupations typically require some postsecondary education, but less than a bachelor’s degree. The COE classifies middle-skill jobs as the following:

- All occupations that require an educational requirement of some college, associate degree or apprenticeship;
- All occupations that require a bachelor’s degree, but also have more than one-third of their existing labor force with an educational attainment of some college or associate degree; or
- All occupations that require a high school diploma or equivalent or no formal education, but also require short- to long-term on-the-job training where multiple community colleges have existing programs.

Key Findings

Supply Gap

- 1,371 annual job openings are projected in the region through 2029. This number is greater than the three-year average of 1,316 awards conferred by educational institutions in the region.
 - Although there are nearly the same number of awards conferred as job openings, the data suggests that the **demand has been met for these occupations within the LA/OC region** since the three-year average number of awards (supply) is within the COE's 25% margin of annual job openings (demand).
 - Over the past 12 months, there were **1,635 online job postings related to these film production occupations**. The highest number of job postings were for video editors, videographers, videographers/editors, video content creators, and cinematographers.

Living Wage

- Both occupations have entry-level wages **above** Los Angeles County's self-sufficiency standard hourly wage (\$24.03/hour).²

Educational Attainment

- A bachelor's degree is the typical entry-level education for the target occupations in this report, according to the Bureau of Labor Statistics (BLS).
- 34% of workers in the field have completed an associate degree or less educational attainment, according to national educational attainment data.

Community college supply

- 7 community colleges issued awards related to film production in the greater LA/OC region.
- 387 awards (degrees and certificates) were conferred on average each year between 2023 and 2025.

Other postsecondary supply

- 14 educational institutions in the LA/OC region have conferred awards in programs related to film production over the past three years.
- 929 awards were conferred on average each year by other postsecondary institutions throughout the greater LA/OC region between 2022 and 2024.

TARGET OCCUPATIONS

LA COE prepared this report to provide regional labor market and postsecondary supply data related to two middle-skill occupations. Although the occupations in this report typically require a bachelor's degree, they are considered middle-skill because approximately one-third of workers in the field have completed some college or an associate degree and community colleges have historically trained for these occupations. [For full occupation descriptions, please see Appendix.](#)

² Center for Women's Welfare, University of Washington. (2024). *The self-sufficiency standard for California 2024*. <http://selfsufficiencystandard.org/California>.

- **Camera Operators, Television, Video, and Film (27-4031)**³
- **Film and Video Editors (27-4032)**⁴

OCCUPATIONAL DEMAND

Exhibit 1 shows the five-year occupational demand projections for these film production occupations. In the greater Los Angeles/Orange County region, the number of jobs related to these occupations is projected to increase by 1% through 2029. There will be nearly 1,400 job openings per year through 2029 due to job growth and replacements. The majority of jobs in 2024 for these film production occupations (95%) were located in Los Angeles County.

Exhibit 1: Current employment and occupational demand, Los Angeles and Orange counties⁵

Geography	2024 Jobs	2029 Jobs	2024-2029 Change	2024-2029 % Change	Annual Openings
Los Angeles	15,259	15,381	123	1%	1,288
Orange	883	933	50	6%	84
Total	16,142	16,315	173	1%	1,371

Detailed Occupation Data

Exhibit 2 displays the current employment and projected occupational demand for each of the target occupations in Los Angeles County. The average percentage of workers aged 55+ across all occupations in the Los Angeles/Orange County region is 26%; occupations with a larger share of workers aged 55 and older typically have greater replacement needs to offset the amount of impending retirements. On average, 81% of workers across all occupations in California are employed full-time.

Exhibit 2: Detailed employment and occupational demand, Los Angeles County⁶

Occupation	2024 Jobs	2029 Jobs	5-Yr % Change	Annual Openings	% Aged 55 and older	% Full Time Workers
Camera Operators, Television, Video, and Film	5,730	5,804	1%	497	21%	82%
Film and Video Editors	9,529	9,577	1%	791	22%	82%
Total	15,259	15,381	1%	1,288	-	-

WAGES

The labor market endorsement in this report considers the entry-level hourly wages for these film production occupations in Los Angeles County as they relate to the county's self-sufficiency

³ [Film and Video Editors and Camera Operators \(bls.gov\)](#)

⁴ [Ibid.](#)

⁵ Five-year change represents new job additions to the workforce. Annual openings include new jobs and replacement jobs that result from retirements and separations.

⁶ [Ibid.](#)

standard wage. Orange County wages are included below in order to provide a complete analysis of the greater Los Angeles/Orange County region.

Los Angeles County

Both occupations have entry-level wages above the self-sufficiency standard wage for one adult (\$24.03 in Los Angeles County). Typical entry-level hourly wages are in a range between \$25.28 and \$27.06. (Exhibit 3). Experienced workers can expect to earn wages between \$59.15 and \$60.80.

Exhibit 3: Earnings for occupations in Los Angeles County

Occupation	Entry-Level Hourly Earnings (25 th Percentile)	Median Hourly Earnings	Experienced Hourly Earnings (75 th Percentile)	Median Annual Earnings*
Camera Operators, Television, Video, and Film	\$25.28	\$43.89	\$60.80	\$91,300
Film and Video Editors	\$27.06	\$38.29	\$59.15	\$79,600

*Rounded to the nearest \$100

Orange County

Both occupations have entry-level wages below the self-sufficiency standard wage for one adult (\$27.13 in Orange County). Typical entry-level hourly wages are in a range between \$20.08 and \$21.81 (Exhibit 4). Experienced workers can expect to earn wages between \$53.83 and \$54.61, which are higher than the self-sufficiency standard.

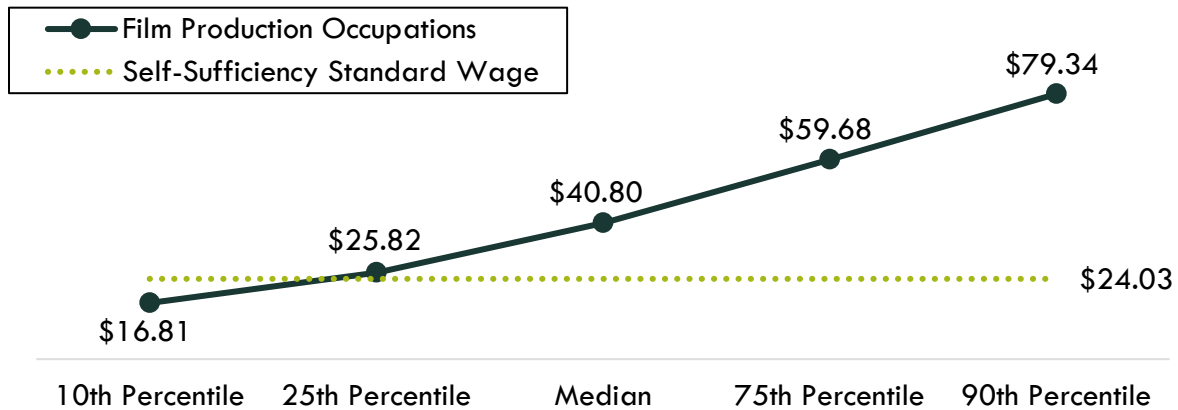
Exhibit 4: Earnings for occupations in Orange County

Occupation	Entry-Level Hourly Earnings (25 th Percentile)	Median Hourly Earnings	Experienced Hourly Earnings (75 th Percentile)	Median Annual Earnings*
Camera Operators, Television, Video, and Film	\$20.08	\$36.50	\$53.83	\$75,900
Film and Video Editors	\$21.81	\$33.71	\$54.61	\$70,100

*Rounded to the nearest \$100

Across the greater Los Angeles and Orange County region, the average entry-level hourly earnings for the occupations in this report are \$25.82; this is above the living wage for one single adult in Los Angeles County (\$24.03). Exhibit 5 shows the average hourly wage for the occupations in this report, for entry-level to experienced workers.

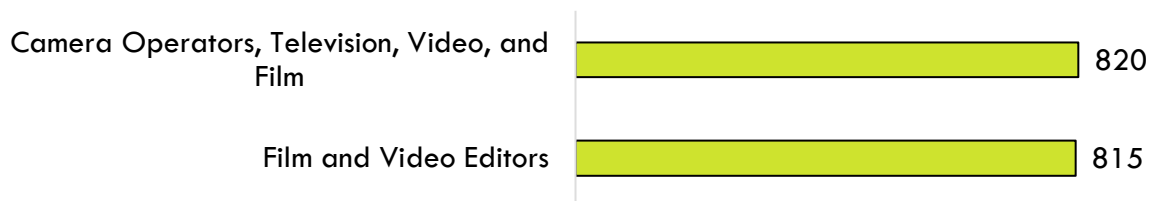
Exhibit 5: Average hourly earnings for target occupations, Los Angeles and Orange counties



JOB POSTINGS

There were 1,635 online job postings related to film production listed in the past 12 months in Los Angeles and Orange counties. Exhibit 6 displays the number of job postings by occupation. There were nearly an equal number of job postings (50%) for *camera operators, television, video, and film*, as *film and video editors* (50%).

Exhibit 6: Job postings by occupation (last 12 months), Los Angeles and Orange counties



Job postings were analyzed for the most common job titles, skills, and employers associated with the target occupations in this report (Exhibit 7).

Exhibit 7: Most commonly requested job titles, skills and employers in job postings, Los Angeles and Orange counties

Top Job Titles	Top Skills	Top Employers
<ul style="list-style-type: none"> • Video editors • Videographers • Videographers/editors • Video content creators • Cinematographers • Drone pilots • Contract video editors 	<ul style="list-style-type: none"> • Adobe Premiere Pro • Adobe After Effects • Storytelling • Video editing • Social media • TikTok • Content creation 	<ul style="list-style-type: none"> • TikTok • Golden Hippo • ProductionHUB* • Creative Circle* • Little Dot Studios • Fox News Network • Coalition Technologies

*Staffing company

In the greater Los Angeles/Orange County region, 14% of the target job postings listed a minimum educational requirement. Exhibit 8 details the number and percentage of job postings by educational level.

Exhibit 8: Education levels requested in job postings for target occupations, Los Angeles and Orange counties

Education Level	Job Postings	% of Job Postings
Bachelor's degree	179	79%
Associate degree	16	7%
High school diploma or vocational training	32	14%

EDUCATIONAL ATTAINMENT

The Bureau of Labor Statistics (BLS) lists a bachelor’s degree as the typical entry-level education for both target occupations (Exhibit 9). However, the national-level data indicates 34% of workers in the field have completed an associate degree or less education as their highest level of educational attainment. The Bureau of Labor Statistics (BLS) lists the following typical entry-level education levels for the occupations in this report:

Exhibit 9: Entry-level education preferred by employers nationally, Bureau of Labor Statistics

Occupation	Education Level
Camera Operators, Television, Video, and Film	Bachelor’s degree
Film and Video Editors	Bachelor’s degree

EDUCATIONAL SUPPLY

Community College Supply

Exhibit 10 shows the annual and three-year average number of awards conferred by community colleges in the related TOP code: Film Production (0612.20). The colleges with the most completions in the region are LA Valley, LA City, and Santa Monica.

Exhibit 10: Regional community college awards (certificates and degrees), 2023-2025

TOP Code	Program	College	2022-23 Awards	2023-24 Awards	2024-25 Awards	3-Year Average
0612.20	Film Production	Cerritos	16	5	7	9
		LA City	107	99	99	102
		LA Valley	44	74	193	104
		Long Beach	3	3	4	3
		Santa Monica	55	120	82	86

TOP Code	Program	College	2022-23 Awards	2023-24 Awards	2024-25 Awards	3-Year Average
		West LA	36	32	76	48
		LA Subtotal	261	333	461	352
		Orange Coast	29	41	36	35
		OC Subtotal	29	41	36	35
Supply Total/Average			290	374	497	387

Exhibit 11 displays the community college awards broken down by award type. In this case, the majority of awards issued by community colleges are certificates (58%).

Exhibit 11: Community college awards by award type, 2023-2025

Award Type	# of Awards	% of Awards
A.A./A.S. degrees	125	32%
Certificates	226	58%
Noncredit awards	36	9%
Total	387	100%

Other Postsecondary Supply

For a comprehensive regional supply analysis, it is important to consider the supply from other institutions in the region that provide training programs for film production. Exhibit 12 shows the number of awards conferred by these institutions in relevant programs. Due to different data collection periods, the most recent data is from 2022 to 2024. Between 2022 and 2024, other postsecondary college institutions in the region conferred an average of 929 bachelor's and sub-baccalaureate awards. Sub-baccalaureate awards include associate degrees, postsecondary awards, and other academic awards that typically take fewer than four years to complete.

Exhibit 12: Other regional postsecondary awards, 2022-2024

CIP Code	Program	Postsecondary Institution	2021-22 Awards	2022-23 Awards	2023-24 Awards	3-Year Average
50.0602	Cinematography and Film/Video Production	Art Center College of Design	28	19	34	27
		Azusa Pacific University	4	10	4	6
		Biola University	75	88	61	75
		CA College of ASU	89	-	-	30
		CA Institute of the Arts	8	14	17	13
		CSU-Dominguez Hills	12	14	18	15
		Chapman University	201	159	184	181
		Fashion Institute of Design & Merchandising	13	3	9	8

CIP Code	Program	Postsecondary Institution	2021-22 Awards	2022-23 Awards	2023-24 Awards	3-Year Average
		Los Angeles Film School	177	157	163	166
		Loyola Marymount Univ.	56	88	104	83
		Mount Saint Mary's Univ.	13	4	19	12
		NY Film Academy	179	208	237	208
		USC	95	93	90	93
		Woodbury University	24	14	2	13
Supply Total/Average			974	871	942	929

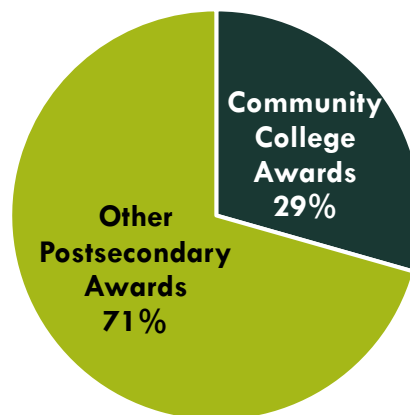
Exhibit 13 shows the breakdown of other postsecondary awards by award type. The majority of awards issued by other postsecondary schools are bachelor's degrees (82%).

Exhibit 13: Other postsecondary awards by award type, 2022-2024

Award Type	# of Awards	% of Awards
Bachelor's degrees	759	82%
Sub-baccalaureate awards	170	18%
Total	929	100%

Exhibit 14 shows the proportion of community college awards conferred in the greater Los Angeles/Orange County region compared to the number of other postsecondary awards for the programs in this report. The majority of awards conferred in these programs are awarded by other institutions in the greater Los Angeles/Orange County region.

Exhibit 14: Percentage of community college awards compared to other postsecondary institution awards in the Los Angeles/Orange County region



APPENDIX: OCCUPATION DESCRIPTIONS

LA COE prepared this report to provide regional labor market supply and demand data related to these target occupations:

- **Camera Operators, Television, Video, and Film (27-4031)** Operate television, video, or film camera to record images or scenes for television, video, or film productions.⁷
- **Film and Video Editors (27-4032)** Edit moving images on film, video, or other media. May work with a producer or director to organize images for final production. May edit or synchronize soundtracks with images.⁸

Contact information:

Luke Meyer, Director

Los Angeles Center of Excellence

lmeyer7@mtsac.edu

If for any reason this document is not accessible or if you have specific needs for readability, please contact us and we will do our utmost to accommodate you with a modified version.



POWERED BY



DATA SOURCES

- O*NET Online
- Lightcast (formerly Emsi)
- Bureau of Labor Statistics (BLS)
- California Employment Development Department, Labor Market Information Division, OES
- California Community Colleges Chancellor's Office Management Information Systems (MIS)
- Self-Sufficiency Standard at the Center for Women's Welfare, University of Washington
- Chancellor's Office Curriculum Inventory (COCI 2.0)

Important Disclaimer: All representations included in this report have been produced from primary research and/or secondary review of publicly and/or privately available data and/or research reports. Efforts have been made to qualify and validate the accuracy of the data and the reported findings; however, neither the Centers of Excellence, COE host District, nor California Community Colleges Chancellor's Office are responsible for applications or decisions made by recipient community colleges or their representatives based upon components or recommendations contained in this study.

© 2026 California Community Colleges Chancellor's Office,

Centers of Excellence for Labor Market Research, Economic and Workforce Development Program

⁷ [Film and Video Editors and Camera Operators \(bls.gov\)](https://www.bls.gov)

⁸ [Ibid.](#)