

## Summary

Program LMI Endorsement	Endorsed: All LMI Criteria Met <input type="checkbox"/>	Endorsed: Some LMI Criteria Met <input checked="" type="checkbox"/>	Not LMI Endorsed <input type="checkbox"/>
<b>Program LMI Endorsement Criteria</b>			
	Yes <input checked="" type="checkbox"/>		No <input type="checkbox"/>
Supply Gap:	<i>Comments:</i> there is projected to be <b>100 annual job openings</b> in the South Central Coast (SCC) Region for <i>Photographers (27-4021)</i> , which <b>is more than the 62 awards conferred by educational institutions</b> .		
	Yes <input type="checkbox"/>		No <input checked="" type="checkbox"/>
Self-Sufficiency Standard Living Wage <sup>1</sup> :	<i>Comments:</i> <b>Entry-level hourly wages</b> for <i>Photographers (27-4021)</i> are <b>\$17.24, which is significantly below the Santa Barbara County living wage of \$29.80</b> .		
	Yes <input checked="" type="checkbox"/>		No <input type="checkbox"/>
Education:	<i>Comments:</i> The typical entry-level education for <i>Photographers (27-4021)</i> <b>is a high school diploma or equivalent</b> . Additionally, <b>34% of workers in the field have completed some college or an associate degree as their highest level of education</b> .		
<b>Additional Considerations</b>			
Emerging Occupation(s):	Yes <input type="checkbox"/>	Some <input type="checkbox"/>	No <input checked="" type="checkbox"/>
	<i>Comments:</i> N/A		

The South Central Coast Center of Excellence for Labor Market Research (SCC COE) prepared this report to determine whether there is a supply gap in the SCC regional labor market related to one middle-skill occupation:

- *Photographers (27-4021)*

Based on the available data there appears to be a supply gap for *Photographers (27-4021)* and typical education requirements for thus occupation aligns with a community college education. However, entry-level wages are significantly below the Self-Sufficiency Standard living wage. **Therefore, due to some of the regional labor market criteria being met, the COE endorses this proposed program.**

<sup>1</sup> The living wage endorsement criteria in this report uses the University of Washington's Center for Women's Welfare Self-Sufficiency Standard, which the COE refers to as a living wage; the living wage for Los Angeles, San Luis Obispo, Santa Barbara, and Ventura counties, last updated in March 2024.

Exhibit 1 lists the occupational demand, supply, typical entry-level education, and educational attainment for the occupation included in this report.

### Exhibit 1: Labor Market Endorsement Summary

Occupation (SOC)	Demand (Annual Openings)	Supply (CC and Non-CC)	Entry-Level Hourly Earnings (25 <sup>th</sup> Percentile)	Typical Entry-Level Education	Community College Educational Attainment
Photographers (27-4021)	100	62	Santa Barbara: \$17.24	High school diploma or equivalent	34%
<b>Total</b>	<b>100</b>	<b>62</b>	<b>N/A</b>	<b>N/A</b>	<b>N/A</b>

#### Demand:

- The number of jobs related to *Photographers (27-4021)* is projected to decrease 1% through 2029 in the SCC region. There are projected to be 100 annual job openings due to retirements and replacements.
- Hourly entry-level wages for *Photographers (27-4021)* in Santa Barbara County are \$17.24, which is significantly below the Self-Sufficiency Standard living wage (\$29.80 for Santa Barbara County).
- There were 301 online job postings for *Photographers (27-4021)* over the past 12 months. The highest number of postings were for photographers, videographers/photographers, and automotive photographers.
- The typical entry-level education for *Photographers (27-4021)* is a high school diploma or equivalent.
- Approximately 34% of workers in the field have completed some college or an associate degree as their highest level of education.

#### Supply:

- There was an average of 62 awards conferred by four community colleges in the SCC Region from 2020 to 2023.
- Non-community college institutions did not confer any related awards from 2019 to 2022.
- SCC community college students that exited Applied Photography (1012.00) programs in the 2022-23 academic year had a median annual wage of \$31,126 (\$14.96 per hour) after exiting the program and 23% attained the regional living wage (Self-Sufficiency Standard).
- Throughout the SCC Region, 54% of Applied Photography (1012.00) students that exited their program in 2021-22 reported that they are working in a job closely related to their field of study.

# Demand

## Occupational Projections:

Exhibit 2 compares historical and projected changes in employment for *Photographers (27-4021)* compared to the number of jobs in 2019. Notably, employment for *Photographers (27-4021)* in San Luis Obispo County grew 13% from 2019 to 2024, which is significantly higher compared to employment for these occupations in California, the SCC Region, and all other counties in the region.

From 2024 to 2029, employment for *Photographers (27-4021)* is projected to remain stable across most areas, with only small growth projected in California and the SCC Region.

Exhibit 2: Historical and Projected Employment for Photographers in the SCC Region, 2019-2029T

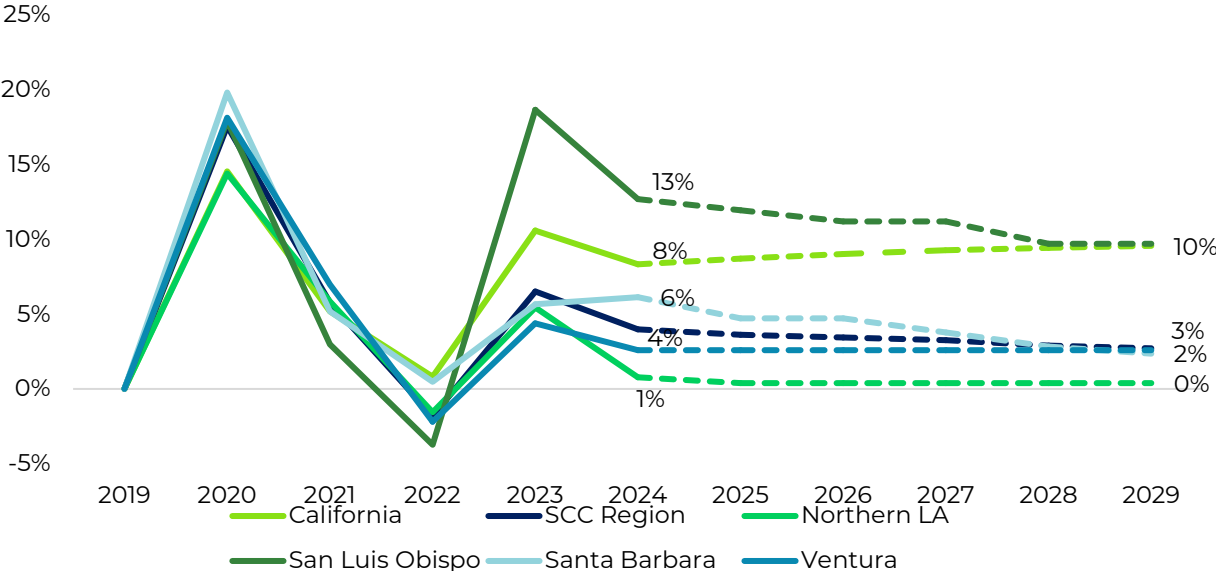


Exhibit 3 shows the five-year occupational demand projections for *Photographers (27-4021)*. In the SCC Region, the number of jobs related to *Photographers (27-4021)* is projected to decrease by approximately 1% through 2029. There is projected to be 100 jobs available annually. Ventura County has the highest number of jobs and annual openings, but employment is projected to either remain flat or slightly decline in all counties through 2029.

Exhibit 3: Occupational Demand in the SCC Region<sup>2</sup>

Geography	2024 Jobs	2029 Jobs	2024-2029 Change	2024-2029 % Change	Annual Openings
Northern LA	259	258	(1)	(0%)	23
San Luis Obispo	151	147	(4)	(3%)	13
Santa Barbara	225	217	(8)	(4%)	19
Ventura	515	515	0	0%	44
<b>SCC Region</b>	<b>1,149</b>	<b>1,135</b>	<b>(13)</b>	<b>(1%)</b>	<b>100</b>

<sup>2</sup> Five-year change represents new job additions to the workforce. Annual openings include new jobs and replacement jobs that result from retirements and separations.

## Wages:

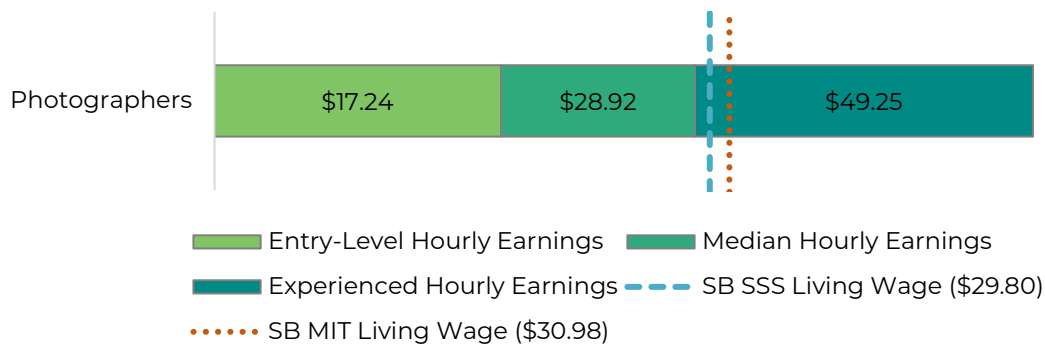
The labor market endorsement in this report considers the entry-level hourly wages for Photographers (27-4021) in relation to the living wage of the county where the requesting community college is located. This report was requested by Santa Barbara City College which is in Santa Barabra County. Wages for other counties are included below to provide a complete analysis of the SCC Region.

In addition to the Self Sufficiency Standard living wage, data for the MIT Living Wage, updated on February 10, 2025, is provided as a reference. Currently, the MIT Living Wage in Santa Barbara County is \$30.98. Both figures account for geographic-specific costs of necessities such as housing, food, health care, and transportation to assess the cost of living, and are notated in the exhibits below.

### Santa Barbara

Typical entry-level wages for *Photographers (27-4021)* are \$17.24, which is significantly below the Self-Sufficiency Standard living wage for one adult (\$29.80 in Santa Barbara County). Notably, median (\$29.92) and experienced (\$49.25) hourly earnings are above the living wage in Santa Barbara County. Exhibit 4 shows the wage range for *Photographers (27-4021)* in Santa Barbara County and how it compares to the regional living wage.

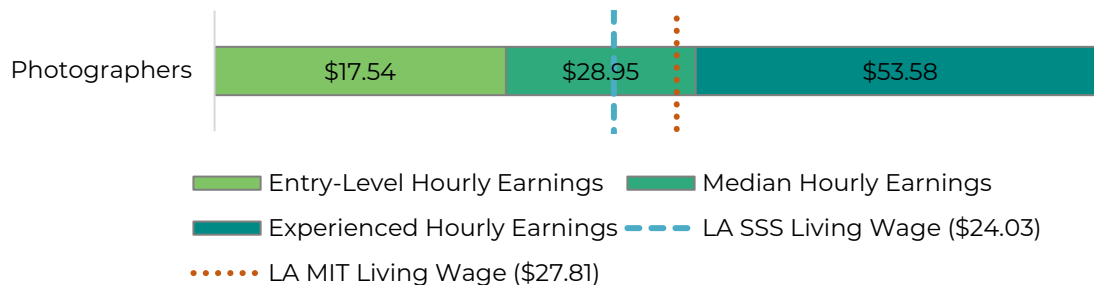
Exhibit 4: Wages by Occupation in Santa Barbara County



### Northern Los Angeles

Typical entry-level wages for *Photographers (27-4021)* are \$17.54, which is significantly below the Self-Sufficiency Standard living wage for one adult (\$24.03 in Los Angeles County). Notably, median (\$28.95) and experienced (\$53.58) hourly earnings are significantly above the living wage in Northern Los Angeles County. Exhibit 5 shows the wage range for *Photographers (27-4021)* in Northern Los Angeles and how it compares to the regional living wage.

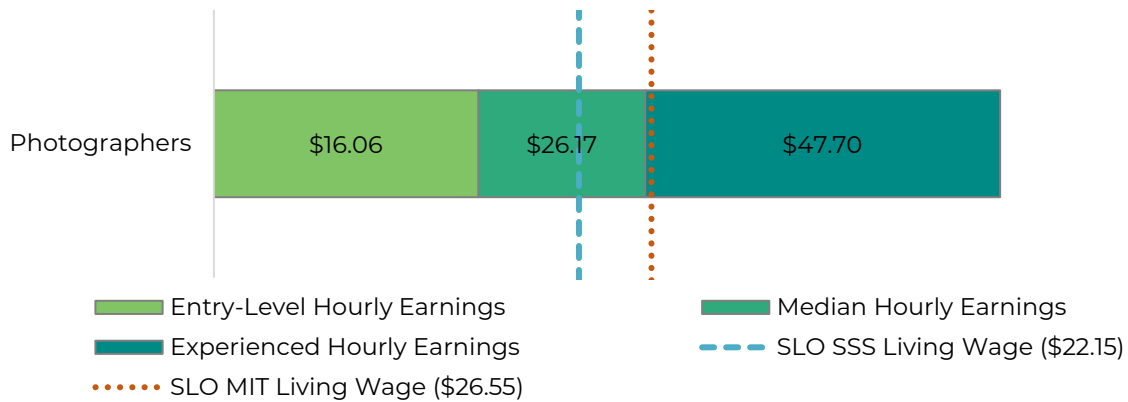
Exhibit 5: Wages by Occupation in Northern Los Angeles County



## San Luis Obispo

Typical entry-level wages for *Photographers (27-4021)* are \$16.06, which is significantly below the Self-Sufficiency Standard living wage for one adult (\$22.15 in San Luis Obispo County). Notably the median (\$26.17) and experienced (\$47.70) hourly earnings are significantly above the living wage in San Luis Obispo County. Exhibit 6 shows the wage range for *Photographers (27-4021)* in San Luis Obispo County and how it compares to the regional living wage.

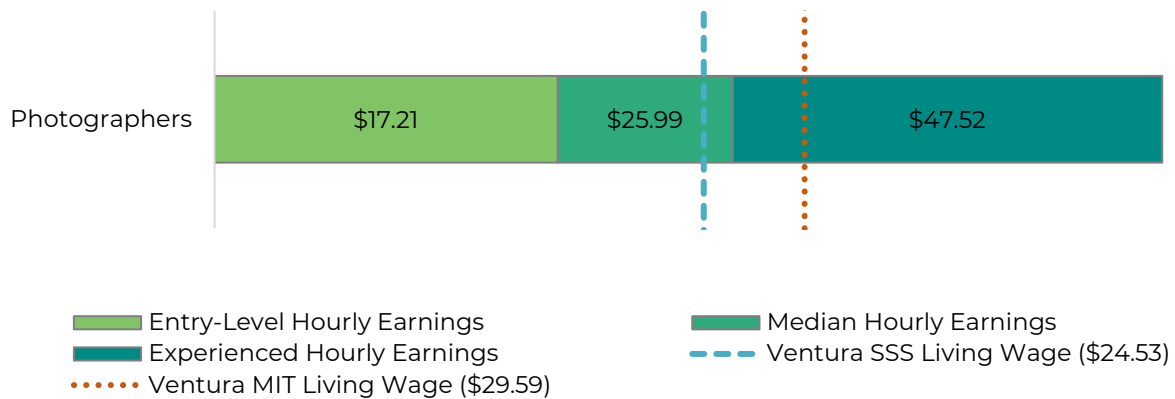
Exhibit 6: Wages by Occupation in San Luis Obispo County



## Ventura

Typical entry-level wages for *Photographers (27-4021)* are \$17.21, which is significantly below the Self-Sufficiency Standard living wage for one adult (\$24.53 in Ventura County). Notably, the median (\$25.99) and experienced (\$47.52) hourly earnings are above the living wage in Ventura County. Exhibit 7 shows the wage range for *Photographers (27-4021)* in Ventura County and how it compares to the regional living wage.

Exhibit 7: Wages by Occupation in Ventura County



## Job Postings:

There were 301 online job postings related to *Photographers (27-4021)* listed in the past 12 months in the SCC Region. Exhibit 8 shows the number of job postings by county. Approximately 31% of job postings were in Ventura County.

Exhibit 8: Number of Job Postings by County (n=301)

County	Job Postings	Percentage of Job Postings
Ventura	87	32%
San Luis Obispo	83	31%
Santa Barbara	73	27%
Northern Los Angeles	58	21%
<b>Total Postings</b>	<b>301</b>	<b>100%</b>

Due to the analysis focusing on one occupation, *Photographers (27-4021)*, all 272 postings reflected that occupation, as shown in Exhibit 9.

Exhibit 9: Number of Job Postings by Occupation (n=301)

Occupation	Job Postings	Percentage of Job Postings
Photographers	301	100%
<b>Total Postings</b>	<b>272</b>	<b>100%</b>

The top employers in the region, by number of job postings, are shown in Exhibit 10.

Exhibit 10: Top Employers by Number of Job Postings (n=301)

Employer	Job Postings	Percentage of Job Postings
Pro Motion Pix	76	28%
Shutterfly	21	8%
Gradimages	11	4%
EyeteX London Limited	11	4%
Photogenic	9	3%
E.W. Scripps	6	2%
Metroplex 360 RCS	5	2%
Jostens	5	2%
Cornerstone Photography	5	2%
Jostens Learning	4	1%

The top specialized, soft, and computer skills listed by those most frequently mentioned in job postings (denoted in parentheses) are shown in Exhibit 11.

Exhibit 11: Top Skills by Number of Job Postings (n=301)

Top Specialized Skills	Top Soft Skills	Top Computer Skills
Photography (143)	Communication (139)	Adobe Photoshop (16)
Lifting Ability (41)	Customer Service (121)	Adobe Photoshop Lightroom (14)
Staging Area (41)	Smartphone Operation (79)	Final Cut Pro (12)
Inventory Staging (24)	Detail Oriented (59)	Adobe Premiere Pro (11)
Videography (23)	Self-Motivation (55)	Zoom (Video Conferencing Tool) (8)
Marketing (18)	Problem Solving (53)	Adobe Creative Suite (5)
Post-Production (17)	Willingness To Learn (53)	Capture One (Photo Editing Software) (5)
Adobe Photoshop (16)	Editing (52)	TikTok (4)
Good Driving Record (15)	Sales (52)	Adobe Illustrator (3)
Adobe Photoshop Lightroom (14)	Organizational Skills (24)	N/A

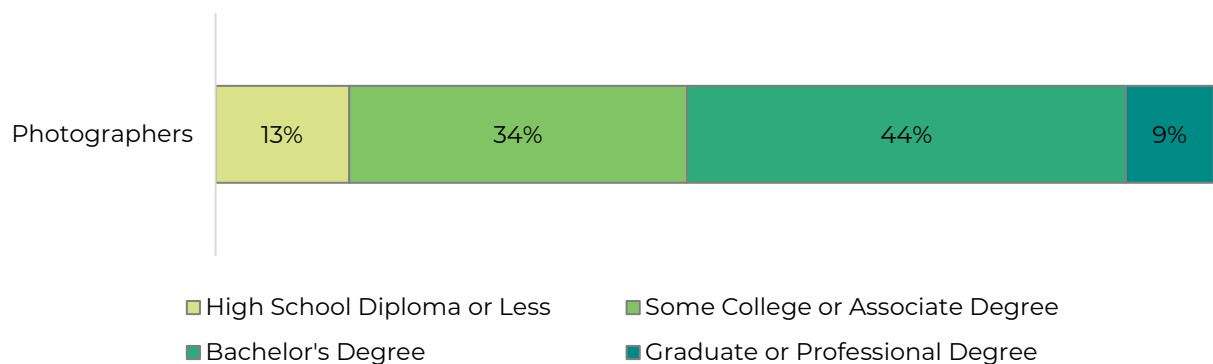
### Educational Attainment:

The Bureau of Labor Statistics (BLS) lists the following as the typical entry-level education for this occupation:

- High School Diploma or Equivalent
  - *Photographers (27-4021)*

The national-level educational attainment data indicates 34% of workers in the field have completed some college or an associate degree as their highest level of education. Exhibit 12 shows the educational attainment for *Photographers (27-4021)*.

Exhibit 12: National-level Educational Attainment for Occupations



Of the 18% (54) of the cumulative job postings for *Photographers (27-4021)* that listed a minimum education requirement in the SCC Region, 67% (35) requested a high school diploma or an associate degree, 33% (18) requested a bachelor's degree, and 0% (0) requested a graduate or professional degree.

# Educational Supply

## Community College Supply:

Exhibit 13 shows the three-year average number of awards conferred by community colleges in the related TOP codes:

- Applied Photography (1012.00)
- Digital Media (0614.00)

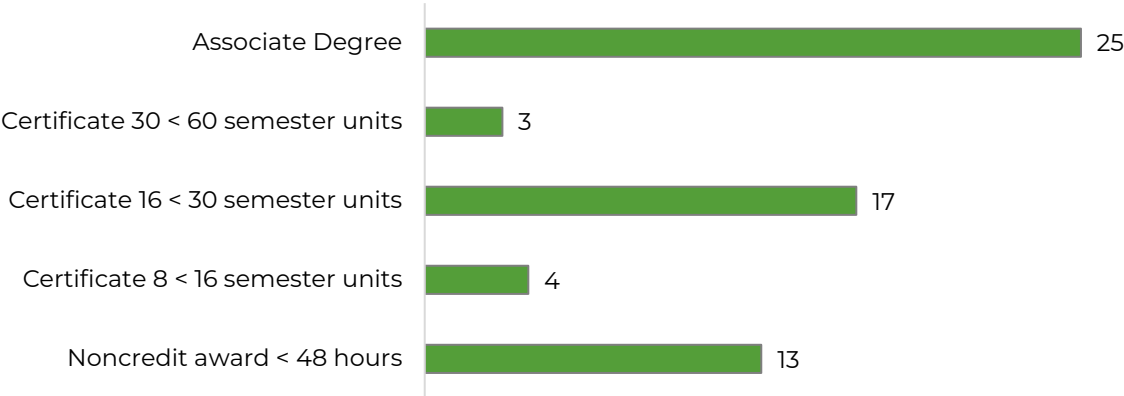
The colleges with the most completions in the region are Antelope Valley and College of the Canyons (21 each), followed by Moorpark (9).

Exhibit 13: Regional Community College Awards (Certificates and Degrees), 2021-2024

TOP Code	Program	College	2021-2022 Awards	2022-2023 Awards	2023-2024 Awards	3-Year Award Average
1012.00	Applied Photography	Allan Hancock	3	5	9	6
		Antelope Valley	20	13	29	21
		Canyons	11	26	5	14
		Moorpark	0	4	19	8
		Santa Barbara	8	3	0	4
		Ventura	0	0	8	3
<b>Supply Subtotal/Average</b>			<b>42</b>	<b>51</b>	<b>70</b>	<b>54</b>
0614.00	Digital Media	Canyons	5	10	6	7
		Moorpark	0	0	2	1
<b>Supply Subtotal/Average</b>			<b>5</b>	<b>10</b>	<b>8</b>	<b>8</b>
<b>Supply Total/Average</b>			<b>47</b>	<b>61</b>	<b>78</b>	<b>62</b>

Exhibit 14 shows the annual average community college awards by type from 2021-22 to 2023-24. The plurality of the awards are for associate degrees, followed by certificates between 16 and less than 30 semester units.

Exhibit 14: Annual Average Community College Awards by Type, 2021-2024



## Community College Student Outcomes:

Exhibit 15 shows the Strong Workforce Program (SWP) metrics for Applied Photography (1012.00) programs at Santa Barbara City College (SBCC), the SCC Region, and California. Of the 1,597 Applied Photography (1012.00) students throughout the region in the 2023-24 academic year, 21% (330) attended SBCC.

SBCC students that exited Applied Photography (1012.00) programs in the 2022-23 academic year had similar median annual earnings (\$31,440 or \$15.12 per hour) compared to Applied Photography (1012.00) students in the SCC Region (\$31,126 or \$14.96 per hour); both figures are lower than statewide (\$33,536 or \$16.12 per hour). A lower percentage of SCC Region Applied Photography (1012.00) students attained the living wage (23%) when compared to all Applied Photography (1012.00) students in the state (31%).

Exhibit 15: Applied Photography (1012.00)  
Strong Workforce Program Metrics, 2023-24<sup>34</sup>

SWP Metric	SBCC	SCC Region	California
SWP Students	330	1,597	17,629
SWP Students Who Earned 9 or More Career Education Units in the District in a Single Year	28%	27%	25%
SWP Students Who Completed a Noncredit CTE or Workforce Preparation Course	Data unavailable	81%	69%
SWP Students Who Earned a Degree or Certificate or Attained Apprenticeship Journey Status	Data unavailable	3%	3%
SWP Students Who Transferred to a Four-Year Postsecondary Institution (2022-23)	4%	6%	6%
SWP Students with a Job Closely Related to Their Field of Study (2021-22)	Data unavailable	54%	64%
Median Annual Earnings for SWP Exiting Students (2022-23)	\$31,440 (\$15.12)	\$31,126 (\$14.96)	\$33,536 (\$16.12)
Median Change in Earnings for SWP Exiting Students (2022-23)	69%	37%	29%
SWP Exiting Students Who Attained the Living Wage (2022-23)	Data unavailable	23%	31%

<sup>3</sup> All SWP metrics are for 2023-24 unless otherwise noted. Metrics data is sourced from DataVista.

<sup>4</sup> Data that is not available in DataVista is denoted in Exhibit 15 as "data unavailable." Data may not be available for various reasons, including cases where data is masked to protect personally identifiable information.

## Regional Demographics

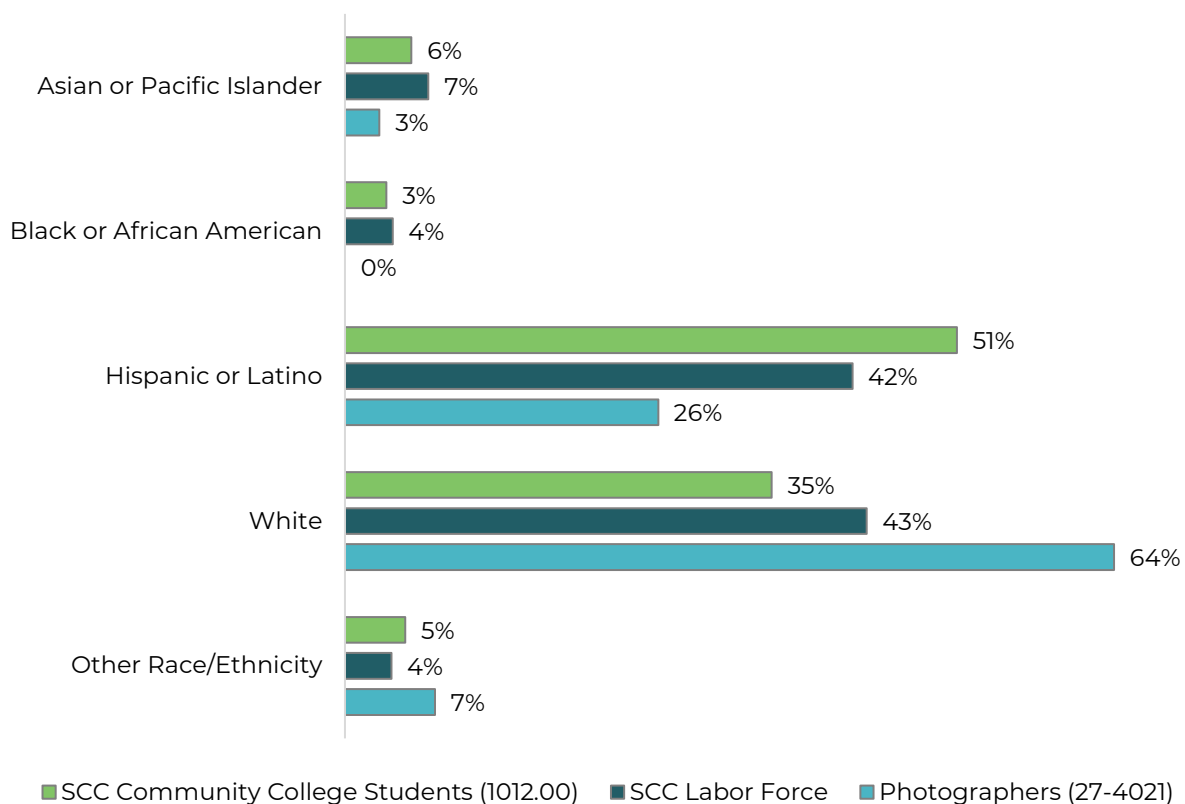
This section examines demographic data for SCC community college students in Applied Photography (1012.00) programs compared to the SCC labor force, along with occupational data, to identify potential diversity and equity issues addressable by community college programs.

### Ethnicity:

Exhibit 16 compares the ethnicity of SCC community college students enrolled in Applied Photography (1012.00) programs, the overall SCC labor force, and occupation-specific data for *Photographers (27-4021)*.

Notably, 64% of *Photographers (27-4021)* are white, which is much higher than the overall SCC labor force (43%) and community college Applied Photography (1012.00) students (35%). Conversely, 51% of community college Applied Photography (1012.00) students are Hispanic or Latino, which is higher than the labor force (42%) and nearly double the share of Hispanic or Latino *Photographers (27-4021)* (26%). Additionally, Asian or Pacific Islander workers account for only 3% of *Photographers (27-4021)*, compared to 6% of students and 7% of the labor force.

Exhibit 16: Program and County Demographics by Ethnicity

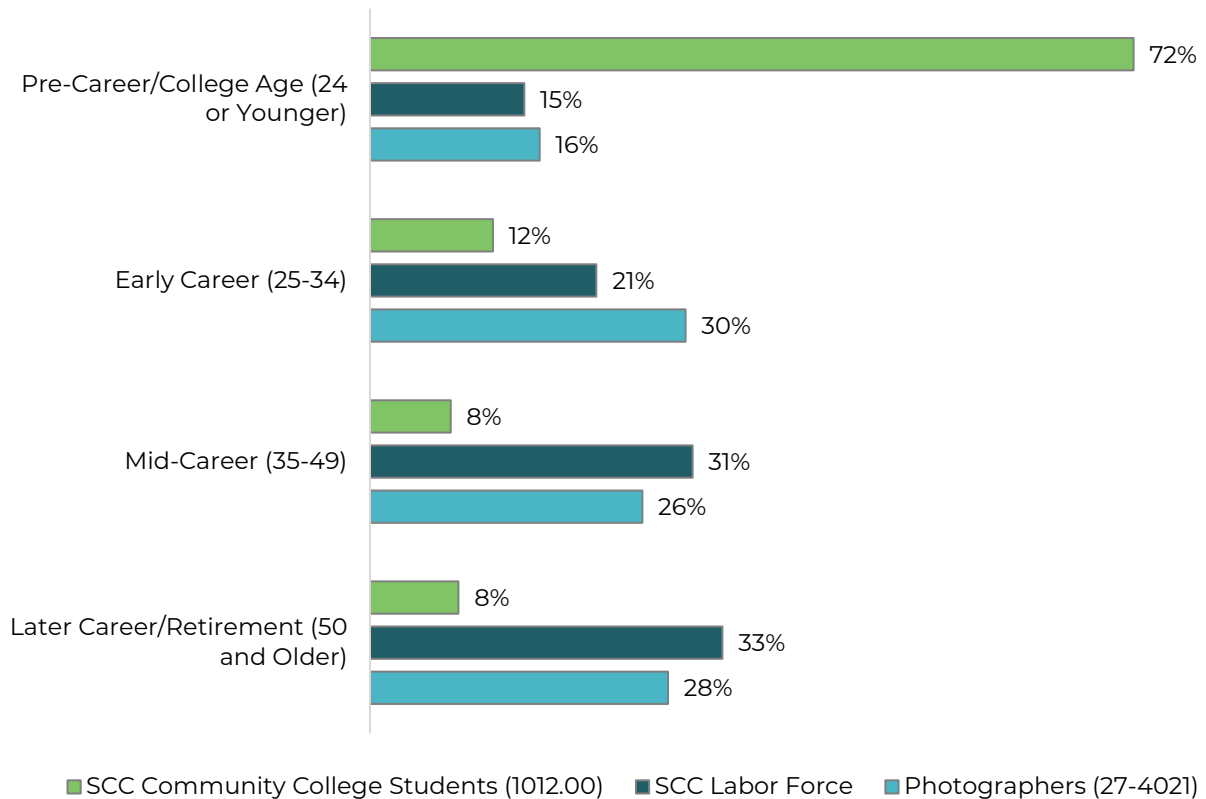


## Age:

Exhibit 17 compares the age of SCC community college students enrolled in Applied Photography (1012.00) programs, the overall SCC labor force, and occupation-specific data for *Photographers (27-4021)*.

The majority (54%) of *Photographers (27-4021)* are either Mid-Career (35-49) (26%) or Later Career/Retirement (50 and Older) (28%) age. This contrasts with the community college pipeline, where 72% of Applied Photography (1012.00) students are Pre-Career/College Age (24 or Younger), and from the overall SCC labor force, where only 15% are Pre-Career/College Age (24 or Younger) and 33% are Later Career/Retirement (50 and Older) age. Additionally, only 30% of *Photographers (27-4021)* are Early Career (25-34) age, despite this group representing 12% of students and 21% of the regional labor force.

Exhibit 17: Program and County Demographics by Age

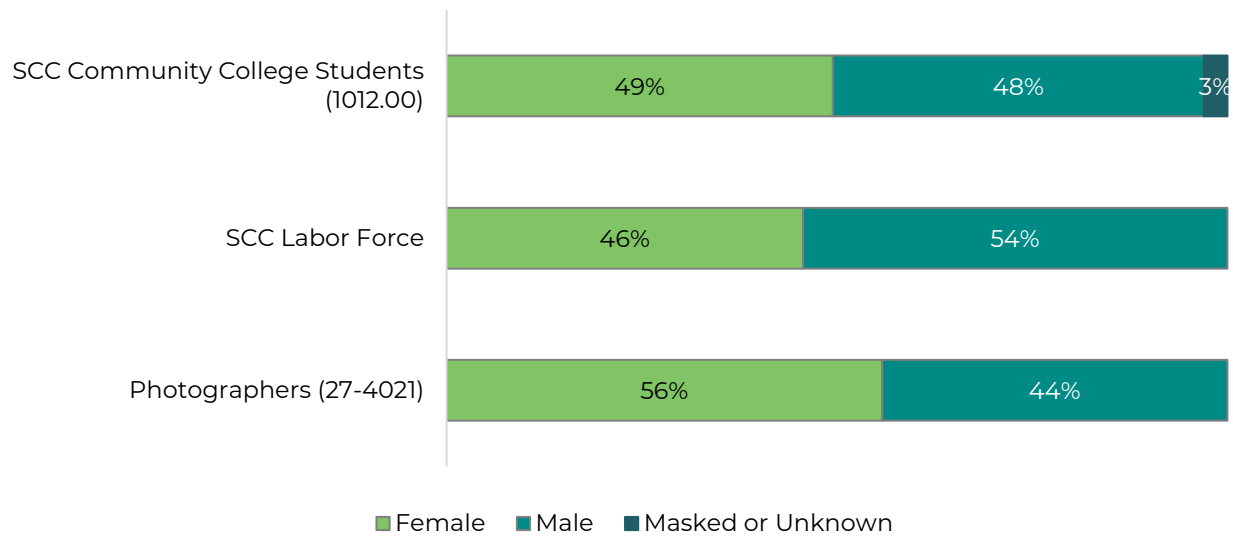


## Sex:

Exhibit 18 compares the sex of SCC community college students enrolled in Applied Photography (1012.00) programs, the overall SCC labor force, and occupation-specific data for *Photographers (27-4021)*.

The majority of *Photographers (27-4021)* are women (56%), which is higher than both the overall South Central Coast labor force (46%) and community college Applied Photography (1012.00) students (49%). Conversely, men make up 44% of the occupation, compared to 54% of the labor force and 48% of community college students.

Exhibit 18: Program and County Demographics by Sex



## Appendix A: Methodology

### Traditional Labor Market Data

The SCC COE prepared this report by analyzing data from occupations and education programs. Occupational data is derived from Lightcast, a labor market analytics firm that consolidates data from the California Employment Development Department (EDD), U.S. Bureau of Labor Statistics (BLS) and other government agencies.

Data included in this analysis represents the labor market demand for relevant positions most closely related to the proposed program as expressed by the requesting college in consultation with the SCC COE. Traditional labor market information was used to show current and projected employment based on data trends, as well as annual average awards granted by regional community colleges.

Program supply data is drawn from two systems: Taxonomy of Programs (TOP) and Classification of Instructional Programs (CIP).

Using a TOP-SOC crosswalk, the SCC COE identified middle-skill jobs for which programs within these TOP codes train. Middle-skill jobs include:

- All occupations that require an educational requirement of some college, associate degree or apprenticeship;
- All occupations that require a bachelor's degree, but also have more than one-third of their existing labor force with an educational attainment of some college or associate degree; or
- All occupations that require a high school diploma or equivalent or no formal education, but also require short- to long-term on-the-job training where multiple community colleges have existing programs.

The SCC COE determined labor market supply for an occupation or SOC code by analyzing the number of program completers or awards in a related TOP or CIP code. The COE developed a "supply table" with this information, which is the source of the program supply data for this report. TOP code data comes from the California Community Colleges Chancellor's Office MIS Data Mart ([datamart.cccco.edu](http://datamart.cccco.edu)) and CIP code data comes from the Integrated Postsecondary Education Data System ([nces.ed.gov/ipeds/use-the-data](http://nces.ed.gov/ipeds/use-the-data)), also known as IPEDS.

TOP is a system of numerical codes used at the state level to collect and report information on California community college programs and courses throughout the state that have similar outcomes. CIP codes are a taxonomy of academic disciplines at institutions of higher education in the United States and Canada. Institutions outside of the California Community College system do not use TOP codes in their reporting systems.

### Online Job Postings Data

Online job postings data, also known as real-time labor market information, captures job post advertisements for occupations relevant to the field of study which can signal demand and show what employers are looking for in potential employees but is not a perfect measure of the quantity of open positions. Online job postings data is sourced from Lightcast, a labor market analytics firm that scrapes, collects, and organizes data from online job boards such as LinkedIn, Indeed, Glassdoor, Monster, GovernmentJobs.com, and thousands more.

There are several limitations when analyzing job postings. A single job posting may not represent a single job opening, as employers may be creating a pool of candidates for future openings or hiring for multiple positions with a single posting. Additionally, not all jobs are posted online, and jobs may be filled through other methods such as internal promotion, word-of-mouth advertising, physical job boards, or a variety of other channels.

Additionally, Lightcast uses natural language processing (NLP) to determine the related company, industry, occupation, and other information for each job posting. However, NLP has limitations that include understanding contextual words of phrases; determining differences in words that can be used as nouns, verbs, and/or adjectives; and misspellings or grammatical errors.<sup>5</sup> For these reasons, job postings could be assigned to the wrong employer, industry, or occupation within Lightcast’s database.

## Geography

The South Central Coast region encompasses San Luis Obispo, Santa Barbara, and Ventura counties, as well as parts of Northern Los Angeles County. Exhibit 19 shows the 34 ZIP codes used to define Northern Los Angeles County.

Exhibit 19: Northern Los Angeles ZIP Codes

ZIP Code	Primary City	ZIP Code	Primary City
91310	Castaic	93532	Lake Hughes
91321	Newhall	93534	Lancaster
91322	Newhall	93535	Lancaster
91350	Santa Clarita	93536	Lancaster
91351	Canyon Country	93539	Lancaster
91354	Valencia	93543	Littlerock
91355	Valencia	93544	Llano
91380	Santa Clarita	93550	Palmdale
91381	Stevenson Ranch	93551	Palmdale
91382	Santa Clarita	93552	Palmdale
91383	Santa Clarita	93553	Pearblossom
91384	Castaic	93563	Valyermo
91385	Valencia	93584	Lancaster
91386	Canyon Country	93586	Lancaster
91387	Canyon Country	93590	Palmdale
91390	Santa Clarita	93591	Palmdale
93510	Acton	93599	Palmdale

Though traditional labor market information is available at the ZIP code level, it does not always add up to data reported at the county level for multiple reasons:

- ZIP codes are not official geographically bounded areas, unlike states and counties.
- ZIP codes may cross county lines, such as ZIP code 93461, which is primarily in San Luis Obispo County, but also crosses into Kern County.

<sup>5</sup> K. R. Chowdhary, Fundamentals of Artificial Intelligence (Basingstoke: Springer Nature, 2020), <https://link.springer.com/book/10.1007/978-81-322-3972-7>.

For these reasons, the number of jobs and average annual openings for each county may not add up to the total for the SCC Region. However, considering jobseekers may cross county lines for opportunities, the traditional labor market data is reflective of opportunities available to jobseekers in the SCC Region.

Additionally, job postings data is available only at the city or county level. To analyze job postings for the entire SCC region, the SCC COE developed a list of cities available in Lightcast for analysis. Additionally, demographic data is not available at the ZIP code level but is available at the Census Bureau’s Public Use Microdata Area (PUMA) level. Demographic data was sourced via IPUMS and analyzed by the SCC COE.

## Appendix B: Data Sources

Data Type	Source
Occupational Projections, Wages, and Job Postings	Traditional and real-time labor market information are captured using data from <a href="#">Lightcast</a> , a labor market analytics firm.
Living Wage	Per the CCCCCO, this report’s endorsement criteria uses the <a href="#">University of Washington’s Center for Women’s Welfare Self-Sufficiency Standard</a> last updated in March 2024.  The <a href="#">MIT Living Wage</a> , updated on February 10, 2025, is a nationally recognized living wage metric and is provided for reference.
Typical Education and Training Requirements, and Educational Attainment	The <a href="#">Bureau of Labor Statistics (BLS)</a> uses a system to assign categories for entry-level education, work experience in a related occupation, and typical on-the-job training to each occupation for which BLS publishes projections data.
Emerging Occupation Descriptions, Additional Education Requirements, and Employer Preferences	The <a href="#">O*NET</a> database includes information on skills, abilities, knowledges, work activities, and interests associated with occupations.
Educational Supply	The <a href="#">CCCCCO Data Mart</a> provides information about students, courses, student services, outcomes and faculty and staff.  The <a href="#">National Center for Education Statistics (NCES) Integrated Postsecondary Integrated Data System (IPEDS)</a> collects data on the number of postsecondary awards earned (completions).
Student Metrics and Demographics	<a href="#">Data Vista</a> , a statewide data system supported by the California Community Colleges Chancellor’s Office provides data on progress, success, employment, and earnings outcomes for California community college students.
Population and Occupation Demographics	The <a href="#">Census Bureau’s American Community Survey (ACS)</a> is the premier source for detailed population and housing information.  Data is sourced from <a href="#">IPUMS USA</a> , a database providing access to ACS and other Census Bureau data products.

All representations have been produced from primary research and/or secondary review of publicly and/or privately available data and/or research reports. The most recent data available at the time of the analysis was examined; however, data sets are updated regularly and may not be consistent with previous reports. Efforts have been made to qualify and validate the accuracy of the data and findings; however, neither the Centers of Excellence for Labor Market Research (COE), COE host district, nor California Community Colleges Chancellor's Office are responsible for the applications or decisions made by individuals and/or organizations based on this study or its recommendations.

For more information, please contact the South Central Coast Center of Excellence:

**Jacob Poore, Director**

[jacob.poore@canyons.edu](mailto:jacob.poore@canyons.edu)

**Ashley Kernan, Research Manager**

[ashley.kernan@canyons.edu](mailto:ashley.kernan@canyons.edu)

**Janneth Najera, Research Manager**

[janneth.najera@canyons.edu](mailto:janneth.najera@canyons.edu)

April 2026

