



Labor Market Analysis: 0835.60 – Coaching

Athletic Coaching – Certificate requiring 16 to fewer than 30 semester units

Los Angeles Center of Excellence, January 2026

| | | | |
|--|--|--|--|
| Program Endorsement: | Endorsed: All Criteria Met <input type="checkbox"/> | Endorsed: Some Criteria Met <input checked="" type="checkbox"/> | Not Endorsed <input type="checkbox"/> |
| Program Endorsement Criteria | | | |
| Supply Gap: | Yes <input checked="" type="checkbox"/> | No <input type="checkbox"/> | |
| Living Wage: (Entry-Level, 25th) | Yes <input type="checkbox"/> | No <input checked="" type="checkbox"/> | |
| Education: | Yes <input checked="" type="checkbox"/> | No <input type="checkbox"/> | |
| Emerging Occupation(s) | | | |
| | Yes <input type="checkbox"/> | No <input checked="" type="checkbox"/> | |

SUMMARY

This report analyzes whether local labor market demand is being met by community college programs aligned with the identified middle-skill occupations¹ or whether a shortage of workers exists. Labor market demand is measured by annual job openings while education supply is measured by the number of awards (degrees and certificates) conferred on average each year.

Based on the available data, there appears to be a supply gap for the three identified occupations in the region. While the majority of annual openings have entry-level wages that are lower than the self-sufficiency standard wage in both Los Angeles and Orange counties, approximately one-third of current workers in the field have completed some college, an associate degree, or less education as their highest level of educational attainment.

Recommendation: Due to two of three program endorsement criteria being met, the Los Angeles Center of Excellence for Labor Market Research (LA COE) endorses this proposed program.

Key Findings

Supply Gap

- 2,673 annual job openings are projected in the region through 2029. This number is greater than the three-year average of 37 awards conferred by educational institutions in the region.

¹ Middle-skill occupations typically require some postsecondary education, but less than a bachelor’s degree. The COE classifies middle-skill jobs as the following:

- All occupations that require an educational requirement of some college, associate degree or apprenticeship;
- All occupations that require a bachelor’s degree, but also have more than one-third of their existing labor force with an educational attainment of some college or associate degree; or
- All occupations that require a high school diploma or equivalent or no formal education, but also require short- to long-term on-the-job training where multiple community colleges have existing programs.

Living Wage

- 84% of annual job openings for these athletic coaching occupations have entry-level wages **below** Los Angeles County’s self-sufficiency standard hourly wage (\$24.03/hour).²

Educational Attainment

- 90% of the annual job openings typically require a bachelor’s degree for middle-skill occupations related to athletic coaching in the LA/OC region.
- 21%-40% of workers in the field have completed some college or an associate degree, according to national educational attainment data.
 - 33%-53% have completed an associate degree or less educational attainment.

Community college supply

- 11 community colleges issued awards related to athletic coaching in the greater LA/OC region.
- 37 awards (degrees and certificates) were conferred on average each year between 2022 and 2024.

Other postsecondary supply

- 3 educational institutions in the LA/OC region have conferred awards in programs related to athletic coaching over the past three years.
- 23 bachelor’s awards were conferred on average each year by other postsecondary institutions throughout the greater LA/OC region between 2021 and 2023.

TARGET OCCUPATIONS

LA COE prepared this report to provide regional labor market and postsecondary supply data related to three middle-skill occupations. Although *entertainment and recreation managers, except gambling* and *coaches and scouts* typically require a bachelor’s degree, they are considered middle-skill because approximately one-third of workers in the field have completed some college or an associate degree. [For full occupation descriptions, please see Appendix.](#)

- ***Entertainment and Recreation Managers, Except Gambling (11-9072)***³
- ***Coaches and Scouts (27-2022)***⁴
- ***Umpires, Referees, and Other Sports Officials (27-2023)***⁵

OCCUPATIONAL DEMAND

Exhibit 1 shows the five-year occupational demand projections for these athletic coaching-related occupations. In the greater Los Angeles/Orange County region, the number of jobs related to these occupations is projected to increase by 8% through 2029. There will be nearly 2,700 job openings per year through 2029 due to job growth and replacements. The majority of jobs in

² Center for Women’s Welfare, University of Washington. (2024). *The self-sufficiency standard for California 2024*. <http://selfsufficiencystandard.org/California>.

³ [Entertainment and Recreation Managers \(bls.gov\)](#)

⁴ [Coaches and Scouts \(bls.gov\)](#)

⁵ [Umpires, Referees, and Other Sports Officials \(bls.gov\)](#)

2024 for these middle-skill athletic coaching-related occupations (73%) were located in Los Angeles County.

Exhibit 1: Current employment and occupational demand, Los Angeles and Orange counties⁶

| Geography | 2024 Jobs | 2029 Jobs | 2024-2029 Change | 2024-2029 % Change | Annual Openings |
|--------------|---------------|---------------|------------------|--------------------|-----------------|
| Los Angeles | 13,014 | 13,924 | 910 | 7% | 1,907 |
| Orange | 4,932 | 5,430 | 498 | 10% | 766 |
| Total | 17,946 | 19,354 | 1,408 | 8% | 2,673 |

Detailed Occupation Data

Exhibit 2 displays the current employment and projected occupational demand for each of the target occupations in Los Angeles County. The average percentage of workers aged 55+ across all occupations in the Los Angeles/Orange County region is 26%; occupations with a larger share of workers aged 55 and older typically have greater replacement needs to offset the amount of impending retirements. On average, 81% of workers across all occupations in California are employed full-time. Occupations with a lower-than-average percentage of full-time workers may have less employment security but may see increased activity in the gig economy.

Exhibit 2: Detailed employment and occupational demand, Los Angeles County⁷

| Occupation | 2024 Jobs | 2029 Jobs | 5-Yr % Change | Annual Openings | % Aged 55 and older | % Full Time Workers |
|--|---------------|---------------|---------------|-----------------|---------------------|---------------------|
| Entertainment and Recreation Managers, Except Gambling | 2,262 | 2,412 | 7% | 301 | 24% | 100% |
| Coaches and Scouts | 9,905 | 10,688 | 8% | 1,418 | 15% | 50% |
| Umpires, Referees, and Other Sports Officials | 847 | 824 | (3%) | 187 | 23% | Data unavailable |
| Total | 13,014 | 13,924 | 7% | 1,907 | - | - |

WAGES

The labor market endorsement in this report considers the entry-level hourly wages for these middle-skill athletic coaching-related occupations in Los Angeles County as they relate to the county's self-sufficiency standard wage. Orange County wages are included below in order to provide a complete analysis of the greater Los Angeles/Orange County region.

⁶ Five-year change represents new job additions to the workforce. Annual openings include new jobs and replacement jobs that result from retirements and separations.

⁷ Ibid.

Los Angeles County

The majority, 82%, of annual openings for these athletic coaching-related occupations have entry-level wages below the self-sufficiency standard wage for one adult (\$24.03 in Los Angeles County). Typical entry-level hourly wages are in a range between \$17.66 and \$32.75. (Exhibit 3).

One occupation has entry-level wages above the self-sufficiency standard wage:

- *Entertainment and recreation managers, except gambling, \$32.75*

Experienced workers can expect to earn wages between \$32.54 and \$56.68, which are higher than the self-sufficiency standard.

Exhibit 3: Earnings for occupations in Los Angeles County

| Occupation | Entry-Level Hourly Earnings (25 th Percentile) | Median Hourly Earnings | Experienced Hourly Earnings (75 th Percentile) | Median Annual Earnings* |
|--|---|------------------------|---|-------------------------|
| Entertainment and Recreation Managers, Except Gambling | \$32.75 | \$38.30 | \$56.68 | \$79,700 |
| Coaches and Scouts | \$18.23 | \$23.31 | \$32.54 | \$48,500 |
| Umpires, Referees, and Other Sports Officials | \$17.66 | \$24.15 | \$52.77 | \$50,200 |

*Rounded to the nearest \$100

Orange County

The majority, 79%, of annual openings for these athletic coaching-related occupations have entry-level wages below the self-sufficiency standard wage for one adult (\$27.13 in Orange County). Typical entry-level hourly wages are in a range between \$16.13 and \$29.11 (Exhibit 4).

One occupation has entry-level wages above the self-sufficiency standard wage:

- *Entertainment and recreation managers, except gambling, \$29.11*

Experienced workers can expect to earn wages between \$29.80 and \$50.29, which are higher than the self-sufficiency standard.

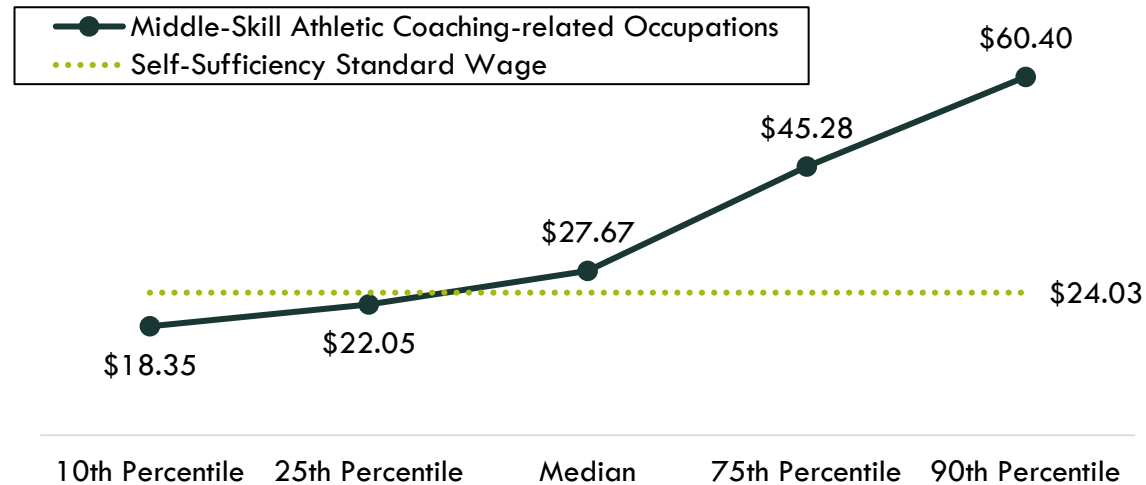
Exhibit 4: Earnings for occupations in Orange County

| Occupation | Entry-Level Hourly Earnings (25 th Percentile) | Median Hourly Earnings | Experienced Hourly Earnings (75 th Percentile) | Median Annual Earnings* |
|--|---|------------------------|---|-------------------------|
| Entertainment and Recreation Managers, Except Gambling | \$29.11 | \$33.90 | \$50.29 | \$70,500 |
| Coaches and Scouts | \$16.42 | \$21.14 | \$29.80 | \$44,000 |
| Umpires, Referees, and Other Sports Officials | \$16.13 | \$21.46 | \$46.61 | \$44,600 |

*Rounded to the nearest \$100

Across the greater Los Angeles and Orange County region, the average entry-level hourly earnings for the occupations in this report are \$22.05; this is below the living wage for one single adult in Los Angeles County (\$24.03). Exhibit 5 shows the average hourly wage for the occupations in this report, for entry-level to experienced workers.

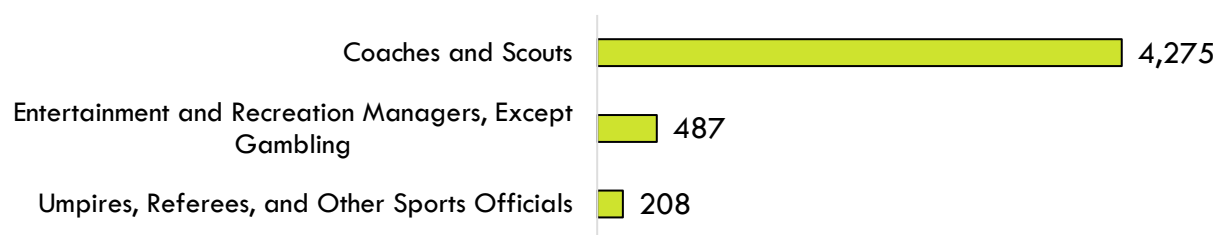
Exhibit 5: Average hourly earnings for target occupations, Los Angeles and Orange counties



JOB POSTINGS

There were 4,970 online job postings related to athletic coaching listed in the past 12 months in Los Angeles and Orange counties. Exhibit 6 displays the number of job postings by occupation. The majority of job postings (86%) were for *coaches and scouts*, followed by *entertainment and recreation managers, except gambling* (10%) and *umpires, referees, and other sports officials* (4%).

Exhibit 6: Job postings by occupation (last 12 months), Los Angeles and Orange counties



Job postings were analyzed for the most common job titles, skills, and employers associated with the target occupations in this report (Exhibit 7).

Exhibit 7: Most commonly requested job titles, skills and employers in job postings, Los Angeles and Orange counties

| Top Job Titles | Top Skills | Top Employers |
|---|--|---|
| <ul style="list-style-type: none"> Swim instructors Head swim instructors Tennis coaches Picklers Entertainment managers Soccer coaches Volleyball coaches Basketball coaches Youth soccer coaches | <ul style="list-style-type: none"> Lesson planning Sports coaching Working with children Fundraising Tennis instruction Physical education Marketing Swimming First Aid | <ul style="list-style-type: none"> Teachme.to Sunsational Swim School Athletes Untapped Mytennislessons.com YMCA Super Soccer Stars Waterworks Aquatics Roman Catholic Archdiocese of Los Angeles |

In the greater Los Angeles/Orange County region, 34% of the target job postings listed a minimum educational requirement. Exhibit 8 details the number and percentage of job postings by educational level.

Exhibit 8: Education levels requested in job postings for target occupations, Los Angeles and Orange counties

| Education Level | Job Postings | % of Job Postings |
|--|--------------|-------------------|
| Bachelor's degree | 673 | 40% |
| Associate degree | 192 | 11% |
| High school diploma or vocational training | 808 | 49% |

EDUCATIONAL ATTAINMENT

In the greater Los Angeles/Orange County region, the majority of annual job openings (90%) typically require a bachelor's degree (Exhibit 9). However, the national-level data indicates between 21% and 40% of workers in the field have completed some college or an associate degree as their highest level of educational attainment, and 33%-53% have completed an associate degree or less educational attainment. The Bureau of Labor Statistics (BLS) lists the following typical entry-level education levels for the occupations in this report:

Exhibit 9: Entry-level education preferred by employers nationally, Bureau of Labor Statistics

| Occupation | Education Level |
|--|-----------------------------------|
| Entertainment and Recreation Managers, Except Gambling | Bachelor's degree |
| Coaches and Scouts | Bachelor's degree |
| Umpires, Referees, and Other Sports Officials | High school diploma or equivalent |

EDUCATIONAL SUPPLY

Community College Supply

Exhibit 10 shows the annual and three-year average number of awards conferred by community colleges in the related TOP codes: Coaching (0835.60) and Athletic Training and Sports Medicine (1228.00). The colleges with the most completions in the region are Santa Monica, Mt. San Antonio, and Cerritos.

Exhibit 10: Regional community college awards (certificates and degrees), 2022-2024

| TOP Code | Program | College | 2021-22 Awards | 2022-23 Awards | 2023-24 Awards | 3-Year Average |
|--------------------------------|---------------------------------------|--------------------|----------------|----------------|----------------|----------------|
| 0835.60 | Coaching | Glendale | - | 3 | 2 | 2 |
| | | Rio Hondo | 2 | 6 | 1 | 3 |
| | | Santa Monica | 11 | 10 | 9 | 10 |
| | | LA Subtotal | 13 | 19 | 12 | 15 |
| | | Cypress | 3 | 3 | 7 | 4 |
| | | Fullerton | 1 | 2 | - | 1 |
| | | Irvine | - | - | 2 | 1 |
| | | Orange Coast | - | - | 1 | 0 |
| | | Saddleback | 2 | 2 | 3 | 2 |
| | | OC Subtotal | 6 | 7 | 13 | 9 |
| Supply Subtotal/Average | | | 19 | 26 | 25 | 24 |
| 1228.00 | Athletic Training and Sports Medicine | Cerritos | 12 | 3 | 1 | 5 |
| | | Mt San Antonio | 9 | 3 | 9 | 7 |
| | | West LA | - | - | 3 | 1 |
| | | LA Subtotal | 21 | 6 | 13 | 13 |
| Supply Subtotal/Average | | | 21 | 6 | 13 | 13 |
| Supply Total/Average | | | 40 | 32 | 38 | 37 |

Exhibit 11 displays the community college awards broken down by award type. In this case, the majority of awards issued by community colleges are certificates (81%).

Exhibit 11: Community college awards by award type, 2022-2024

| Award Type | # of Awards | % of Awards |
|-------------------|-------------|-------------|
| A.A./A.S. degrees | 7 | 19% |
| Certificates | 30 | 81% |
| Total | 37 | 100% |

Other Postsecondary Supply

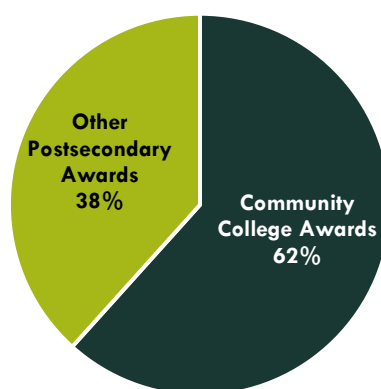
For a comprehensive regional supply analysis, it is important to consider the supply from other institutions in the region that provide training programs for athletic coaching. Exhibit 12 shows the number of awards conferred by these institutions in relevant programs. Due to different data collection periods, the most recent data is from 2021 to 2023. Between 2021 and 2023, other postsecondary college institutions in the region conferred an average of 23 bachelor's degrees.

Exhibit 12: Other regional postsecondary awards, 2021-2023

| CIP Code | Program | Postsecondary Institution | 2020-21 Awards | 2021-22 Awards | 2022-23 Awards | 3-Year Average |
|-----------------------------|---|---------------------------|----------------|----------------|----------------|----------------|
| 31.0504 | Sport and Fitness Administration/Management | Concordia Univ.-Irvine | - | - | 2 | 1 |
| | | Pepperdine Univ. | 20 | 25 | 20 | 22 |
| | | Westcliff Univ. | - | - | 1 | 0 |
| Supply Total/Average | | | 20 | 25 | 23 | 23 |

Exhibit 13 shows the proportion of community college awards conferred in the greater Los Angeles/Orange County region compared to the number of other postsecondary awards for the programs in this report. The majority of awards conferred in these programs are awarded by community colleges in the greater Los Angeles/Orange County region.

Exhibit 13: Percentage of community college awards compared to other postsecondary institution awards in the Los Angeles/Orange County region



APPENDIX: OCCUPATION DESCRIPTIONS

LA COE prepared this report to provide regional labor market supply and demand data related to these target occupations:

- **Entertainment and Recreation Managers, Except Gambling (11-9072)** Plan, direct, or coordinate entertainment and recreational activities and operations of a recreational facility, including cruise ships and parks.⁸
- **Coaches and Scouts (27-2022)** Instruct or coach groups or individuals in the fundamentals of sports for the primary purpose of competition. Demonstrate techniques and methods of participation. May evaluate athletes' strengths and weaknesses as possible recruits or to improve the athletes' technique to prepare them for competition. Those required to hold teaching certifications should be reported in the appropriate teaching category.⁹

⁸ [Entertainment and Recreation Managers \(bls.gov\)](https://www.bls.gov)

⁹ [Coaches and Scouts \(bls.gov\)](https://www.bls.gov)

- **Umpires, Referees, and Other Sports Officials (27-2023)** Officiate at competitive athletic or sporting events. Detect infractions of rules and decide penalties according to established regulations. Includes all sporting officials, referees, and competition judges.¹⁰

Contact information:

Luke Meyer, Director

Los Angeles Center of Excellence

lmeyer7@mtsac.edu

If for any reason this document is not accessible or if you have specific needs for readability, please contact us and we will do our utmost to accommodate you with a modified version.



POWERED BY



DATA SOURCES

- O*NET Online
- Lightcast (formerly Emsi)
- Bureau of Labor Statistics (BLS)
- California Employment Development Department, Labor Market Information Division, OES
- California Community Colleges Chancellor's Office Management Information Systems (MIS)
- Self-Sufficiency Standard at the Center for Women's Welfare, University of Washington
- Chancellor's Office Curriculum Inventory (COCI 2.0)

Important Disclaimer: All representations included in this report have been produced from primary research and/or secondary review of publicly and/or privately available data and/or research reports. Efforts have been made to qualify and validate the accuracy of the data and the reported findings; however, neither the Centers of Excellence, COE host District, nor California Community Colleges Chancellor's Office are responsible for applications or decisions made by recipient community colleges or their representatives based upon components or recommendations contained in this study.

© 2024 California Community Colleges Chancellor's Office,
Centers of Excellence for Labor Market Research, Economic and Workforce Development Program

¹⁰ [Umpires, Referees, and Other Sports Officials \(bls.gov\)](https://bls.gov)