

## Labor Market Analysis: 0835.60/Coaching

**Sports Management** - Certificate requiring 8 to fewer than 16 semester units

Los Angeles Center of Excellence, January 2024

### Summary

<b>Program Endorsement:</b>	<b>Endorsed: All Criteria Met</b> <input type="checkbox"/>	<b>Endorsed: Some Criteria Met</b> <input checked="" type="checkbox"/>	<b>Not Endorsed</b> <input type="checkbox"/>
<b>Program Endorsement Criteria</b>			
<b>Supply Gap:</b>	Yes <input checked="" type="checkbox"/>	No	<input type="checkbox"/>
<b>Living Wage: (Entry-Level, 25<sup>th</sup>)</b>	Yes <input type="checkbox"/>	No	<input checked="" type="checkbox"/>
<b>Education:</b>	Yes <input checked="" type="checkbox"/>	No	<input type="checkbox"/>
<b>Emerging Occupation(s)</b>			
	Yes <input type="checkbox"/>	No	<input checked="" type="checkbox"/>

The Los Angeles Center of Excellence for Labor Market Research (LA COE) prepared this report to provide regional labor market supply and demand data related to two middle-skill occupations:

- **Coaches and Scouts (27-2022)** Instruct or coach groups or individuals in the fundamentals of sports for the primary purpose of competition. Demonstrate techniques and methods of participation. May evaluate athletes' strengths and weaknesses as possible recruits or to improve the athletes' technique to prepare them for competition. Those required to hold teaching certifications should be reported in the appropriate teaching category.<sup>1</sup>
- **Umpires, Referees, and Other Sports Officials (27-2023)** Officiate at competitive athletic or sporting events. Detect infractions of rules and decide penalties according to established regulations. Includes all sporting officials, referees, and competition judges.<sup>2</sup>

Middle-skill occupations typically require some postsecondary education, but less than a bachelor's degree.<sup>3</sup> Although the occupation *coaches and scouts* typically requires a bachelor's degree, it are considered middle-skill because approximately one-third of workers in the field have completed some college/associate degree or less education. This report is intended to help determine whether there is demand in the local labor market that is not being met by the supply from community college programs that align with the relevant occupations.

Based on the available data, there appears to be a supply gap for these middle-skill sports occupations in the region. While entry-level wages are lower than the self-sufficiency standard

<sup>1</sup> [Coaches and Scouts \(bls.gov\)](https://www.bls.gov)

<sup>2</sup> [Umpires, Referees, and Other Sports Officials \(bls.gov\)](https://www.bls.gov)

<sup>3</sup> The COE classifies middle-skill jobs as the following:

- All occupations that require an educational requirement of some college, associate degree or apprenticeship;
- All occupations that require a bachelor's degree, but also have more than one-third of their existing labor force with an educational attainment of some college or associate degree; or
- All occupations that require a high school diploma or equivalent or no formal education, but also require short- to long-term on-the-job training where multiple community colleges have existing programs.

wage in both Los Angeles and Orange counties, more than one-third of current workers in the field have completed some college/associate degree or less education. **Therefore, due to some of the criteria being met, the LA COE endorses this proposed program.** Detailed reasons include:

**Demand:**

- **Supply Gap Criteria** – Over the next five years, **1,913 jobs are projected to be available annually** in the region due to new job growth and replacements, **which is more than the three-year average of 39 awards conferred** by educational institutions in the region.
- **Living Wage Criteria** – Within Los Angeles County, both occupations in this report have entry-level wages **below the self-sufficiency standard hourly wage** (\$18.10/hour).<sup>4</sup>
- **Educational Criteria** – Within the greater LA/OC region, **84% of the annual job openings** for the occupations in this report **typically require a bachelor’s degree**.
  - However, the national-level educational attainment data indicates **between 34% and 51% of workers in the field have completed some college/associate degree or less education.**

**Supply:**

- There are **5 community colleges** in the greater LA/OC region that issue awards related to coaching, conferring an average of **16 awards annually** between 2019 and 2022.
- Between 2019 and 2021, there was an average of **23 awards conferred annually** in related training programs by non-community college institutions throughout the greater LA/OC region.

**Occupational Demand**

Exhibit 1 shows the five-year occupational demand projections for these middle-skill sports occupations. In the greater Los Angeles/Orange County region, the number of jobs related to these occupations is projected to increase by 10% through 2027. There will be more than 1,900 job openings per year through 2027 due to job growth and replacements. The majority of jobs in 2022 for these middle-skill sports occupations (73%) were located in Los Angeles County.

**Exhibit 1: Occupational demand in Los Angeles and Orange Counties<sup>5</sup>**

<b>Geography</b>	<b>2022 Jobs</b>	<b>2027 Jobs</b>	<b>2022-2027 Change</b>	<b>2022-2027 % Change</b>	<b>Annual Openings</b>
Los Angeles	8,581	9,305	724	8%	1,372
Orange	3,134	3,558	424	14%	541
<b>Total</b>	<b>11,715</b>	<b>12,863</b>	<b>1,149</b>	<b>10%</b>	<b>1,913</b>

<sup>4</sup> Self-Sufficiency Standard wage data was pulled from The Self-Sufficiency Standard Tool for California. For more information, visit: <http://selfsufficiencystandard.org/california>.

<sup>5</sup> Five-year change represents new job additions to the workforce. Annual openings include new jobs and replacement jobs that result from retirements and separations.

## Wages

The labor market endorsement in this report considers the entry-level hourly wages for these middle-skill sports occupations in Los Angeles County as they relate to the county's self-sufficiency standard wage. Orange County wages are included below in order to provide a complete analysis of the greater LA/OC region. Detailed wage information, by county, is included in Appendix A.

### Los Angeles County

Both occupations in this report have entry-level wages below the self-sufficiency standard wage for one adult (\$18.10 in Los Angeles County). Typical entry-level hourly wages are in a range between \$15.91 and \$17.21. Experienced workers can expect to earn wages between \$24.10 and \$35.04, which are higher than the self-sufficiency standard.

**Exhibit 2: Earnings for Occupations in LA County**

Occupation	Entry-Level Hourly Earnings (25 <sup>th</sup> Percentile)	Median Hourly Earnings	Experienced Hourly Earnings (75 <sup>th</sup> Percentile)	Median Annual Earnings*
Coaches and Scouts (27-2022)	\$17.21	\$23.44	\$35.04	\$48,800
Umpires, Referees, and Other Sports Officials (27-2023)	\$15.91	\$17.53	\$24.10	\$36,500

\*Rounded to the nearest \$100

### Orange County

Both occupations in this report have entry-level wages below the self-sufficiency standard wage for one adult (\$20.63 in Orange County). Typical entry-level hourly wages are in a range between \$14.01 and \$15.30. Experienced workers can expect to earn wages between \$20.89 and \$31.52, which are higher than the self-sufficiency standard.

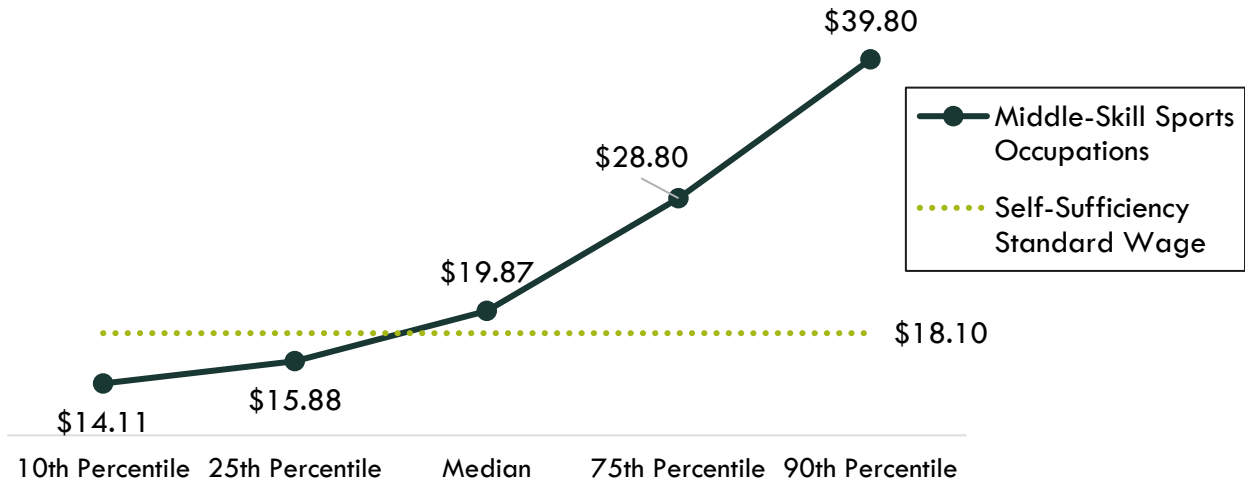
**Exhibit 3: Earnings for Occupations in Orange County**

Occupation	Entry-Level Hourly Earnings (25 <sup>th</sup> Percentile)	Median Hourly Earnings	Experienced Hourly Earnings (75 <sup>th</sup> Percentile)	Median Annual Earnings*
Coaches and Scouts (27-2022)	\$15.30	\$20.99	\$31.52	\$43,600
Umpires, Referees, and Other Sports Officials (27-2023)	\$14.01	\$15.02	\$20.89	\$31,200

\*Rounded to the nearest \$100

On average, the entry-level earnings for the occupations in this report are \$15.88; this is below the living wage for one single adult in Los Angeles County (\$18.10). Exhibit 4 shows the average hourly wage for the occupations in this report, from entry-level to experienced workers.

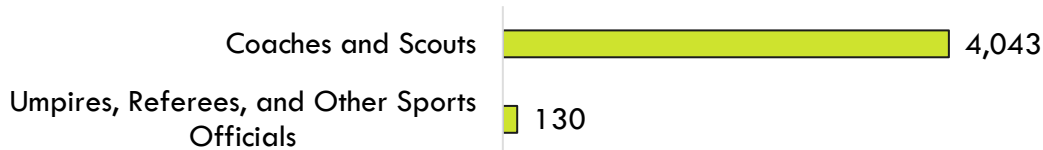
#### Exhibit 4: Average Hourly Earnings for Middle-Skill Sports Occupations in LA/OC



#### Job Postings

There were 4,173 online job postings related to these middle-skill sports occupations listed in the past 12 months. Exhibit 5 displays the number of job postings by occupation. The majority of job postings (97%) were for *coaches and scouts*, followed by *umpires, referees, and other sports officials* (3%). The highest number of job postings were for fitness coaches, youth soccer coaches, soccer coaches, high school coaches, and sports coaches. The top skills were fundraising, working with children, child development, lesson planning, and sports coaching. The top three employers, by number of job postings, in the region were: YMCA, 24 Hour Fitness, and California State University.

#### Exhibit 5: Job postings by occupation (last 12 months)



#### Educational Attainment

The Bureau of Labor Statistics (BLS) lists the following typical entry-level education levels for the occupations in this report:

- **Bachelor's degree:** *Coaches and scouts*
- **High school diploma or equivalent:** *Umpires, referees, and other sports officials*

In the greater LA/OC region, the majority of annual job openings (83%) typically require a bachelor's degree. However, the national-level educational attainment data indicates between 34% and 51% of workers in the field have completed some college/associate degree or less education. Of the 50% of middle-skill sports job postings listing a minimum education requirement in the greater Los Angeles/Orange County region, 58% (1,194) requested high school or

vocational training, 11% (220) requested an associate degree, and 32% (657) requested a bachelor's degree.

## Educational Supply

### Community College Supply

Exhibit 6 shows the annual and three-year average number of awards conferred by community colleges in the related TOP code: Coaching (0835.60). The college with the most completions in the region is Santa Monica.

**Exhibit 6: Regional community college awards (certificates and degrees), 2019-2022**

TOP	Program	College	2019-20 Awards	2020-21 Awards	2021-22 Awards	3-Year Average
0835.60	Coaching	Rio Hondo	-	2	2	1
		Santa Monica	9	12	11	11
		<b>LA Subtotal</b>	<b>9</b>	<b>14</b>	<b>13</b>	<b>12</b>
		Cypress	2	-	3	2
		Fullerton	1	2	1	1
		Saddleback	-	2	2	1
		<b>OC Subtotal</b>	<b>3</b>	<b>4</b>	<b>6</b>	<b>4</b>
<b>Supply Total/Average</b>			<b>12</b>	<b>18</b>	<b>19</b>	<b>16</b>

### Non-Community College Supply

For a comprehensive regional supply analysis, it is important to consider the supply from other institutions in the region that provide training programs for middle-skill sports occupations. Exhibit 7 shows the annual and three-year average number of awards conferred by this institution in relevant programs. Due to different data collection periods, the most recent three-year period of available data is from 2019 to 2021. Between 2019 and 2021, non-community college institutions in the region conferred an average of 23 bachelor's awards. Bachelor's awards are included since coaches and scouts typically require a bachelor's degree.

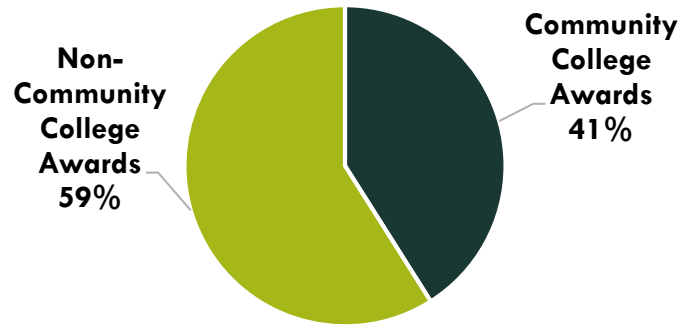
**Exhibit 7: Regional non-community college awards, 2019-2021**

CIP	Program	Institution	2019-20 Awards	2020-21 Awards	2-Year Average
31.0504	Sport and Fitness Administration/Management	Pepperdine University	25	20	23
<b>Supply Total/Average</b>			<b>25</b>	<b>20</b>	<b>23</b>

Exhibit 8 shows the proportion of community college awards conferred in LA/OC compared to the number of non-community college awards for the programs in this report. More than half of the

awards conferred in these programs are awarded by non-community colleges in the LA/OC region.

**Exhibit 8: Community College Awards Compared to Non-Community College Awards in LA/OC Region, 3-Year Average**



**Appendix A: Occupational demand and wage data by county**

**Exhibit 9. Los Angeles County**

Occupation (SOC)	2022 Jobs	2027 Jobs	5-Yr Change	5-Yr % Change	Annual Openings	Entry-Level Hourly Earnings (25 <sup>th</sup> Percentile)	Median Hourly Earnings	Experienced Hourly Earnings (75 <sup>th</sup> Percentile)
Coaches and Scouts (27-2022)	7,650	8,375	725	9%	1,150	\$17.21	\$23.44	\$35.04
Umpires, Referees, and Other Sports Officials (27-2023)	931	930	(1)	(0%)	222	\$15.91	\$17.53	\$24.10
<b>Total</b>	<b>8,581</b>	<b>9,305</b>	<b>724</b>	<b>8%</b>	<b>1,372</b>	-	-	-

**Exhibit 10. Orange County**

Occupation (SOC)	2022 Jobs	2027 Jobs	5-Yr Change	5-Yr % Change	Annual Openings	Entry-Level Hourly Earnings (25 <sup>th</sup> Percentile)	Median Hourly Earnings	Experienced Hourly Earnings (75 <sup>th</sup> Percentile)
Coaches and Scouts (27-2022)	2,814	3,237	423	15%	463	\$15.30	\$20.99	\$31.52
Umpires, Referees, and Other Sports Officials (27-2023)	320	321	2	0%	78	\$14.01	\$15.02	\$20.89
<b>Total</b>	<b>3,134</b>	<b>3,558</b>	<b>424</b>	<b>14%</b>	<b>541</b>	-	-	-

**Exhibit 11. Los Angeles and Orange Counties**

<b>Occupation (SOC)</b>	<b>2022 Jobs</b>	<b>2027 Jobs</b>	<b>5-Yr Change</b>	<b>5-Yr % Change</b>	<b>Annual Openings</b>	<b>% Age 55 and older*</b>	<b>Typical Entry-Level Education</b>
Coaches and Scouts (27-2022)	10,464	11,612	1,148	11%	1,613	15%	Bachelor's degree
Umpires, Referees, and Other Sports Officials (27-2023)	1,251	1,252	1	0%	300	24%	HS diploma or equivalent
<b>Total</b>	<b>11,715</b>	<b>12,863</b>	<b>1,149</b>	<b>10%</b>	<b>1,913</b>	<b>-</b>	<b>-</b>

\*The average percentage of workers age 55 and older across all occupations in the greater LA/OC region is 27%. These occupations have a smaller share of older workers, which typically indicates fewer replacements needs to offset the amount of impending retirements.

**Appendix B: Sources**

- O\*NET Online
- Lightcast (formerly Emsi)
- Bureau of Labor Statistics (BLS)
- California Employment Development Department, Labor Market Information Division, OES
- California Community Colleges Chancellor’s Office Management Information Systems (MIS)
- Self-Sufficiency Standard at the Center for Women’s Welfare, University of Washington
- Chancellor’s Office Curriculum Inventory (COCI 2.0)

For more information, please contact:

Luke Meyer, Director  
 Los Angeles Center of Excellence  
[Lmeyer7@mtsac.edu](mailto:Lmeyer7@mtsac.edu)

