

Labor Market Analysis: 1306.20/Dietetic Services and Management
Lifespan Nutrition - Certificate requiring 6 to fewer than 18 semester units
 Los Angeles Center of Excellence, September 2023

Summary

Program Endorsement:	Endorsed: All Criteria Met <input type="checkbox"/>	Endorsed: Some Criteria Met <input checked="" type="checkbox"/>	Not Endorsed <input type="checkbox"/>
Program Endorsement Criteria			
Supply Gap:	Yes <input checked="" type="checkbox"/>	No <input type="checkbox"/>	
Living Wage: (Entry-Level, 25th)	Yes <input type="checkbox"/>	No <input checked="" type="checkbox"/>	
Education:	Yes <input checked="" type="checkbox"/>	No <input type="checkbox"/>	
Emerging Occupation(s)			
Yes <input type="checkbox"/>		No <input checked="" type="checkbox"/>	

The Los Angeles Center of Excellence for Labor Market Research (LA COE) prepared this report to provide regional labor market supply and demand data related to three middle-skill occupations:

- **Food Service Managers (11-9051)** Plan, direct, or coordinate activities of an organization or department that serves food and beverages.¹
- **Dietetic Technicians (29-2051)** Assist in the provision of food service and nutritional programs, under the supervision of a dietitian. May plan and produce meals based on established guidelines, teach principles of food and nutrition, or counsel individuals.²
- **First-Line Supervisors of Food Preparation and Serving Workers (35-1012)** Directly supervise and coordinate activities of workers engaged in preparing and serving food.³

Middle-skill occupations typically require some postsecondary education, but less than a bachelor’s degree.⁴ This report is intended to help determine whether there is demand in the local labor market that is not being met by the supply from community college programs that align with the relevant occupations.

Based on the available data, there appears to be a supply gap for these middle-skill dietary management occupations in the region. While the majority of annual openings have entry-level wages that are lower than the self-sufficiency standard wage in Los Angeles County, more than one-third of current workers in the field have completed some college or an associate degree.

¹ [Food Service Managers \(bls.gov\)](https://www.bls.gov/occupations/11-9051)

² [Dietetic Technicians \(bls.gov\)](https://www.bls.gov/occupations/29-2051)

³ [First-Line Supervisors of Food Preparation and Serving Workers \(bls.gov\)](https://www.bls.gov/occupations/35-1012)

⁴ The COE classifies middle-skill jobs as the following:

- All occupations that require an educational requirement of some college, associate degree or apprenticeship;
- All occupations that require a bachelor’s degree, but also have more than one-third of their existing labor force with an educational attainment of some college or associate degree; or
- All occupations that require a high school diploma or equivalent or no formal education, but also require short- to long-term on-the-job training where multiple community colleges have existing programs.

Therefore, due to some of the criteria being met, the LA COE endorses this proposed program. Detailed reasons include:

Demand:

- **Supply Gap Criteria** – Over the next five years, **12,634 jobs are projected to be available annually** in the region due to new job growth and replacements, **which is more than the three-year average of 201 awards conferred** by educational institutions in the region.
- **Living Wage Criteria** – Within Los Angeles County, the **majority (80%) of annual job openings** for these middle-skill dietary management occupations have **entry-level wages below the self-sufficiency standard hourly wage** (\$18.10/hour).⁵
- **Educational Criteria** – Within the greater LA/OC region, **99% of the annual job openings** for occupations related to dietary management **typically require a high school diploma or equivalent.**
 - However, the national-level educational attainment data indicates **between 36% and 41% of workers in the field have completed some college or an associate degree.**

Supply:

- There are **19 community colleges** in the greater LA/OC region that issue awards related to dietary management, conferring an average of **197 awards annually** between 2019 and 2022.
- Between 2019 and 2021, there was an average of **4 awards conferred annually** in related training programs by non-community college institutions throughout the greater LA/OC region.

Occupational Demand

Exhibit 1 shows the five-year occupational demand projections for these dietary management occupations. In the greater Los Angeles/Orange County region, the number of jobs related to these occupations is projected to increase by 13% through 2026. There will be more than 12,600 job openings per year through 2027 due to job growth and replacements.

Exhibit 1: Occupational demand in Los Angeles and Orange Counties⁶

Geography	2022 Jobs	2027 Jobs	2022-2027 Change	2022-2027 % Change	Annual Openings
Los Angeles	50,121	56,707	6,587	13%	9,182
Orange	18,440	21,103	2,663	14%	3,452
Total	68,561	77,810	9,249	13%	12,634

⁵ Self-Sufficiency Standard wage data was pulled from The Self-Sufficiency Standard Tool for California. For more information, visit: <http://selfsufficiencystandard.org/california>.

⁶ Five-year change represents new job additions to the workforce. Annual openings include new jobs and replacement jobs that result from retirements and separations.

Wages

The labor market endorsement in this report considers the entry-level hourly wages for these middle-skill dietary management occupations in Los Angeles County as they relate to the county's self-sufficiency standard wage. Orange County wages are included below in order to provide a complete analysis of the greater LA/OC region. Detailed wage information, by county, is included in Appendix A.

Los Angeles County

The majority (80%) of annual openings for these dietary management occupations have entry-level wages below the self-sufficiency standard wage for one adult (\$18.10 in Los Angeles County). Typical entry-level hourly wages are in a range between \$16.45 and \$19.14. One occupation in this report has entry-level wages above the county's self-sufficiency standard wage: *food service managers* (\$19.14). Experienced workers can expect to earn wages between \$22.40 and \$36.29, which are higher than the self-sufficiency standard.

Exhibit 2: Earnings for Occupations in LA County

Occupation	Entry-Level Hourly Earnings (25 th Percentile)	Median Hourly Earnings	Experienced Hourly Earnings (75 th Percentile)	Median Annual Earnings*
Food Service Managers (11-9051)	\$19.14	\$27.53	\$36.29	\$57,300
Dietetic Technicians (29-2051)	\$16.45	\$18.35	\$23.05	\$38,200
First-Line Supervisors of Food Preparation and Serving Workers (35-1012)	\$17.64	\$20.20	\$22.40	\$42,000

*rounded to the nearest \$100

Orange County

All three occupations in this report have entry-level wages below the self-sufficiency standard wage for one adult (\$20.63 in Orange County). Typical entry-level hourly wages are in a range between \$16.51 and \$19.69. Experienced workers can expect to earn wages between \$21.22 and \$34.86, which are higher than the self-sufficiency standard.

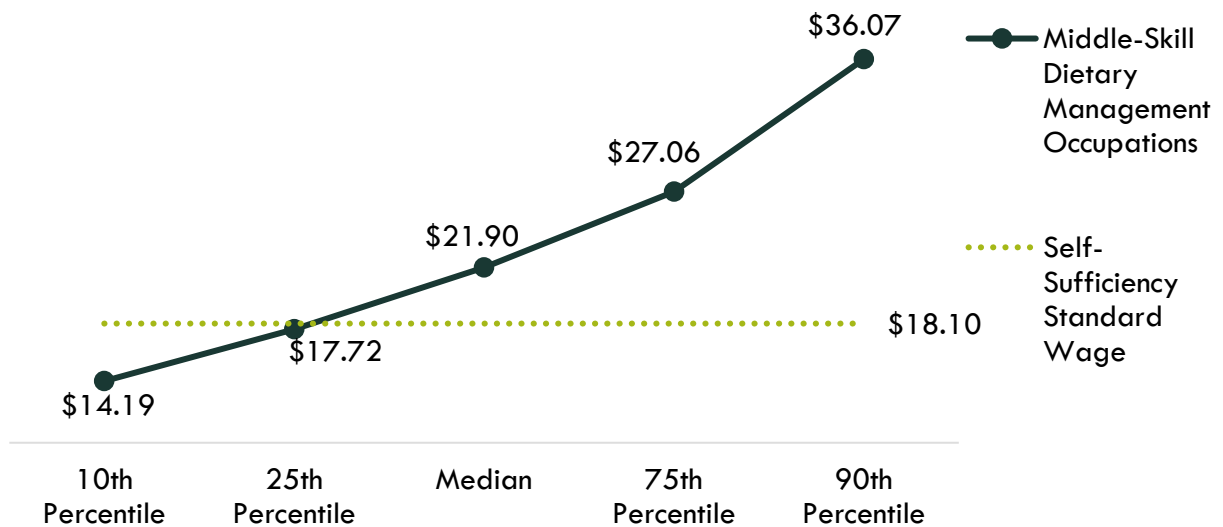
Exhibit 3: Earnings for Occupations in Orange County

Occupation	Entry-Level Hourly Earnings (25 th Percentile)	Median Hourly Earnings	Experienced Hourly Earnings (75 th Percentile)	Median Annual Earnings*
Food Service Managers (11-9051)	\$19.69	\$27.44	\$34.86	\$57,100
Dietetic Technicians (29-2051)	\$16.51	\$18.43	\$23.15	\$38,300
First-Line Supervisors of Food Preparation and Serving Workers (35-1012)	\$16.73	\$19.16	\$21.22	\$39,800

*rounded to the nearest \$100

On average, the entry-level earnings for the occupations in this report are \$17.72; this is below the living wage for one single adult in Los Angeles County (\$18.10). Exhibit 4 shows the average wage for the occupations in this report, from entry-level to experienced workers.

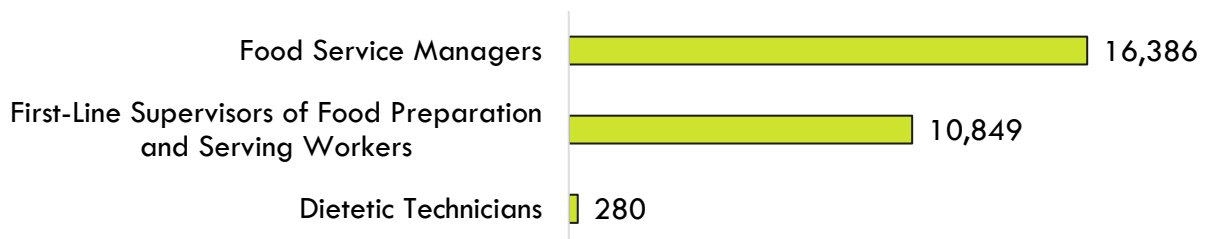
Exhibit 4: Average Hourly Earnings for Middle-Skill Dietary Management Occupations in LA/OC



Job Postings

There were 27,515 online job postings for middle-skill dietary management occupations listed in the past 12 months. Exhibit 5 displays the number of job postings by occupation. The majority of job postings (60%) were for *food service managers*, followed by *first-line supervisors of food preparation and serving workers* (39%) and *dietetic technicians* (1%). The highest number of job postings were for general managers, shift leaders, assistant managers, restaurant managers, and assistant general managers. The top skills were restaurant operation, food safety and sanitation, restaurant management, food services, and food quality assurance and control. The top three employers, by number of job postings, in the region were Starbucks, Taco Bell, and Domino's Pizza.

Exhibit 5: Job postings by occupation (last 12 months)



Educational Attainment

The Bureau of Labor Statistics (BLS) lists the following typical entry-level education levels for the occupations in this report:

- **Associate degree:** *Dietetic technicians*
- **High school diploma or equivalent:** *Food service managers; first-line supervisors of food preparation and serving workers*

In the greater LA/OC region, the majority of annual job openings (99%) typically require a high school diploma or equivalent. However, the national-level educational attainment data indicates between 36% and 41% of workers in the field have completed some college or an associate degree. Of the 37% of middle-skill dietary management job postings listing a minimum education requirement in the greater Los Angeles/Orange County region, 73% (7,458) requested high school or vocational training, 8% (781) requested an associate degree, and 20% (2,020) requested a bachelor’s degree.

Educational Supply

Community College Supply

Exhibit 6 shows the annual and three-year average number of awards conferred by community colleges in programs that have historically trained for the occupations of interest. The colleges with the most completions in the region are Long Beach, Orange Coast, Glendale, and East LA.

Exhibit 6: Regional community college awards (certificates and degrees), 2019-2022

TOP	Program	College	2019-20 Awards	2020-21 Awards	2021-22 Awards	3-Year Average
1306.00	Nutrition, Foods, and Culinary Arts	Citrus	-	4	6	3
		East LA	23	18	21	21
		Glendale	6	-	6	4
		LA City	1	-	4	2
		LA Harbor	-	-	3	1
		LA Mission	4	7	4	5
		LA Southwest	-	2	2	1
		LA Trade-Tech	-	-	3	1
		Long Beach	8	19	16	14
		Mt San Antonio	15	19	25	20
		Pasadena	2	10	3	5
		Rio Hondo	1	3	1	2
		Santa Monica	5	9	11	8
		West LA	2	4	5	4
		LA Subtotal	67	95	110	91
		Cypress	2	1	3	2
		Fullerton	8	17	13	13
		Orange Coast	20	17	11	16
Saddleback	19	24	12	18		

TOP	Program	College	2019-20 Awards	2020-21 Awards	2021-22 Awards	3-Year Average
		Santa Ana	3	1	2	2
		OC Subtotal	52	60	41	51
Supply Subtotal/Average			119	155	151	142
1306.20	Dietetic Services and Management	Glendale	16	12	23	17
		LA City	7	8	6	7
		Long Beach	5	8	23	12
		LA Subtotal	28	28	52	36
		Orange Coast	3	6	3	4
		OC Subtotal	3	6	3	4
Supply Subtotal/Average			31	34	55	40
1306.60	Dietetic Technology	Long Beach	12	17	4	11
		LA Subtotal	12	17	4	11
		Orange Coast	2	8	4	5
		OC Subtotal	2	8	4	5
Supply Subtotal/Average			14	25	8	16
Supply Total/Average			164	214	214	197

Non-Community College Supply

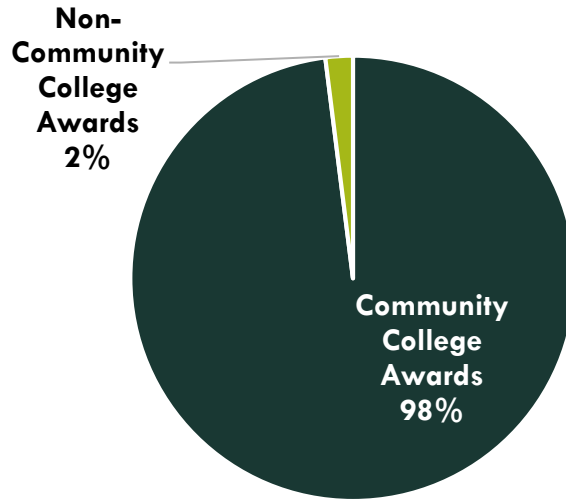
For a comprehensive regional supply analysis, it is important to consider the supply from other institutions in the region that provide training programs for dietary management. Exhibit 7 shows the annual and three-year average number of awards conferred by this institution in relevant programs. Due to different data collection periods, the most recent three-year period of available data is from 2019 to 2021. Between 2019 and 2021, non-community college institutions in the region conferred an average of four sub-baccalaureate awards. Sub-baccalaureate awards include associate degrees, postsecondary awards, and other academic awards that generally take fewer than four years to complete.

Exhibit 7: Regional non-community college awards, 2019-2021

CIP	Program	Institution	2019-20 Awards	2020-21 Awards	2-Year Average
19.0501	Foods, Nutrition, and Wellness Studies, General	University of Massachusetts Global	4	4	4
Supply Total/Average			4	4	4

Exhibit 8 shows the proportion of community college awards conferred in LA/OC compared to the number of non-community college awards for the programs in this report. Nearly all awards conferred in these programs are awarded by community colleges in the LA/OC region.

Exhibit 8: Community College Awards Compared to Non-Community College Awards in LA/OC Region, 3-Year Average



Appendix A: Occupational demand and wage data by county

Exhibit 9. Los Angeles County

Occupation (SOC)	2022 Jobs	2027 Jobs	5-Yr Change	5-Yr % Change	Annual Openings	Entry-Level Hourly Earnings (25 th Percentile)	Median Hourly Earnings	Experienced Hourly Earnings (75 th Percentile)
Food Service Managers (11-9051)	12,815	13,789	974	8%	1,865	\$19.14	\$27.53	\$36.29
Dietetic Technicians (29-2051)	1,067	1,136	68	6%	131	\$16.45	\$18.35	\$23.05
First-Line Supervisors of Food Preparation and Serving Workers (35-1012)	36,239	41,783	5,544	15%	7,185	\$17.64	\$20.20	\$22.40
Total	50,121	56,707	6,587	13%	9,182	-	-	-

Exhibit 10. Orange County

Occupation (SOC)	2022 Jobs	2027 Jobs	5-Yr Change	5-Yr % Change	Annual Openings	Entry-Level Hourly Earnings (25th Percentile)	Median Hourly Earnings	Experienced Hourly Earnings (75th Percentile)
Food Service Managers (11-9051)	4,338	4,772	434	10%	653	\$19.69	\$27.44	\$34.86
Dietetic Technicians (29-2051)	281	300	19	7%	35	\$16.51	\$18.43	\$23.15
First-Line Supervisors of Food Preparation and Serving Workers (35-1012)	13,821	16,032	2,211	16%	2,765	\$16.73	\$19.16	\$21.22
Total	18,440	21,103	2,663	14%	3,452	-	-	-

Exhibit 11. Los Angeles and Orange Counties

Occupation (SOC)	2022 Jobs	2027 Jobs	5-Yr Change	5-Yr % Change	Annual Openings	% Age 55 and older*	Typical Entry-Level Education
Food Service Managers (11-9051)	17,153	18,560	1,407	8%	2,518	27%	HS diploma or equivalent
Dietetic Technicians (29-2051)	1,348	1,435	87	6%	166	21%	Associate degree
First-Line Supervisors of Food Preparation and Serving Workers (35-1012)	50,060	57,814	7,755	15%	9,950	20%	HS diploma or equivalent
Total	68,561	77,810	9,249	13%	12,634	-	-

*The average percentage of workers age 55 and older across all occupations in the greater LA/OC region is 27%. *Dietetic technicians* and *first-line supervisors of food preparation and serving workers* have a smaller share of older workers, which typically indicates fewer replacements needs to offset the amount of impending retirements.

Appendix B: Sources

- O*NET Online
- Lightcast (formerly Emsi)
- Bureau of Labor Statistics (BLS)
- California Employment Development Department, Labor Market Information Division, OES
- California Community Colleges Chancellor's Office Management Information Systems (MIS)
- Self-Sufficiency Standard at the Center for Women's Welfare, University of Washington
- Chancellor's Office Curriculum Inventory (COCI 2.0)

For more information, please contact:

Luke Meyer, Director
Los Angeles Center of Excellence
Lmeyer7@mtsac.edu

