



Agriculture, Water and Environmental Technologies

Far North
Subregional Sector Profile



2023



FIVE-YEAR OUTLOOK

6%
sector job growth
over next five years

3,800+
annual job openings
over next five years

8%
of Far North's
jobs

This project is supported by Strong Workforce Program (SWP) funding.



Introduction

This sector profile highlights in-demand, middle-skill jobs that pay above a living wage.

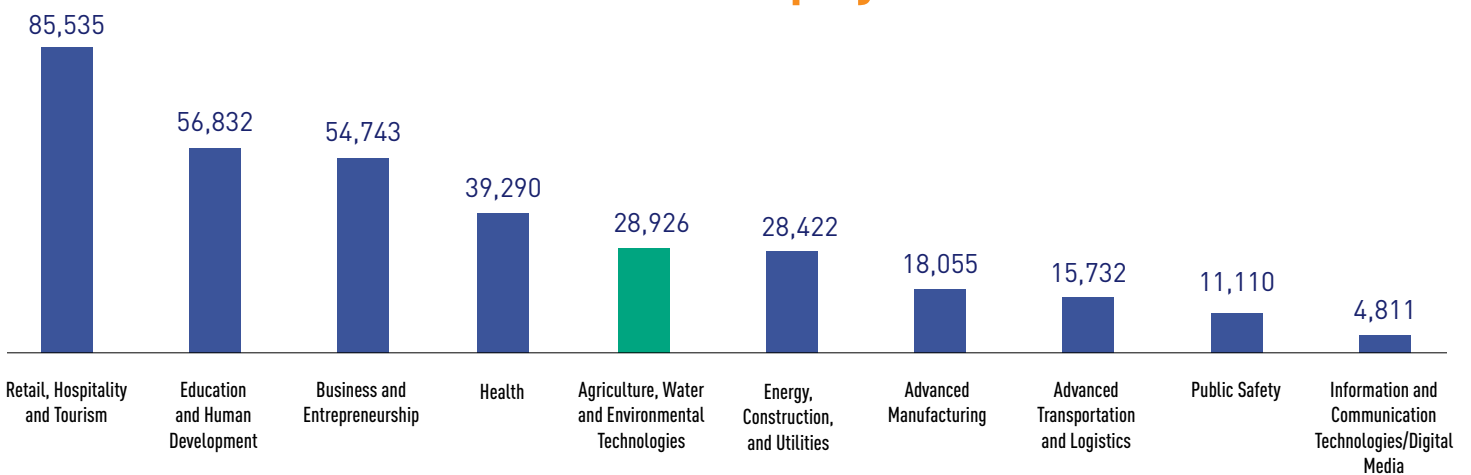
Middle-skill jobs, those which require education or training beyond a high school diploma but less than a bachelor's degree, are a critical component of the overall workforce and support the economic vitality of the region and the state.

This sector profile summarizes key data about current and projected workforce demand, hourly wages, job postings, and community college programs to support the goals of California's Strong Workforce Program (SWP).

SWP is an initiative designed to expand career education (CE) programs offered by the California Community Colleges to supply a skilled workforce to California's employers. The North Far North Regional Consortium (NFNRC) is charged with coordinating the planning and implementation of CE programs among community colleges within the 22-county North/Far North region, which includes the North (Greater Sacramento) and Far North subregions.

The Far North subregion encompasses 15 counties (Butte, Colusa, Del Norte, Glenn, Humboldt, Lake, Lassen, Mendocino, Modoc, Plumas, Shasta, Sierra, Siskiyou, Tehama, and Trinity) and seven community colleges (Butte, College of the Redwoods, College of the Siskiyou, Feather River, Lassen, Mendocino, and Shasta).

Far North 2021 Sector Employment



SECTOR Highlights



28,926
Jobs in 2021

30,611
Projected Jobs in 2026

6%
Projected Job Growth,
2021-2026

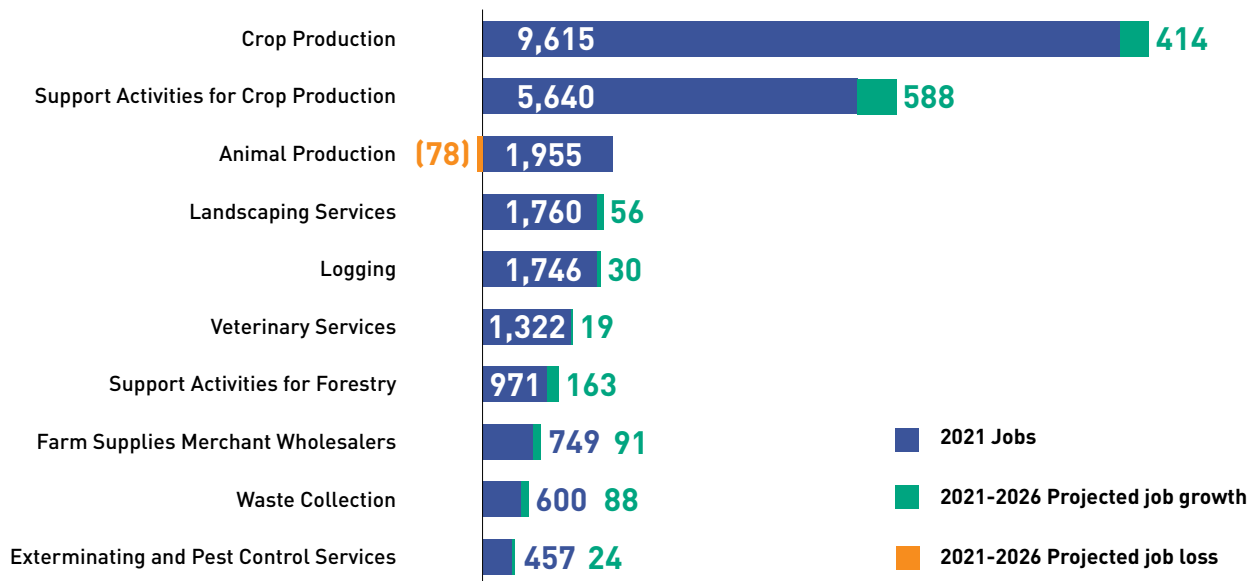
1,685
New Jobs by 2026

3,049
Businesses

8.5%
% of Far North
Employment, 2021

Note: The Agriculture, Water and Environmental Technologies sector includes 42 distinct 6-digit NAICS codes. Contact the NFN COE for a complete listing of NAICS codes by sector.

Employment by Industry Subsector

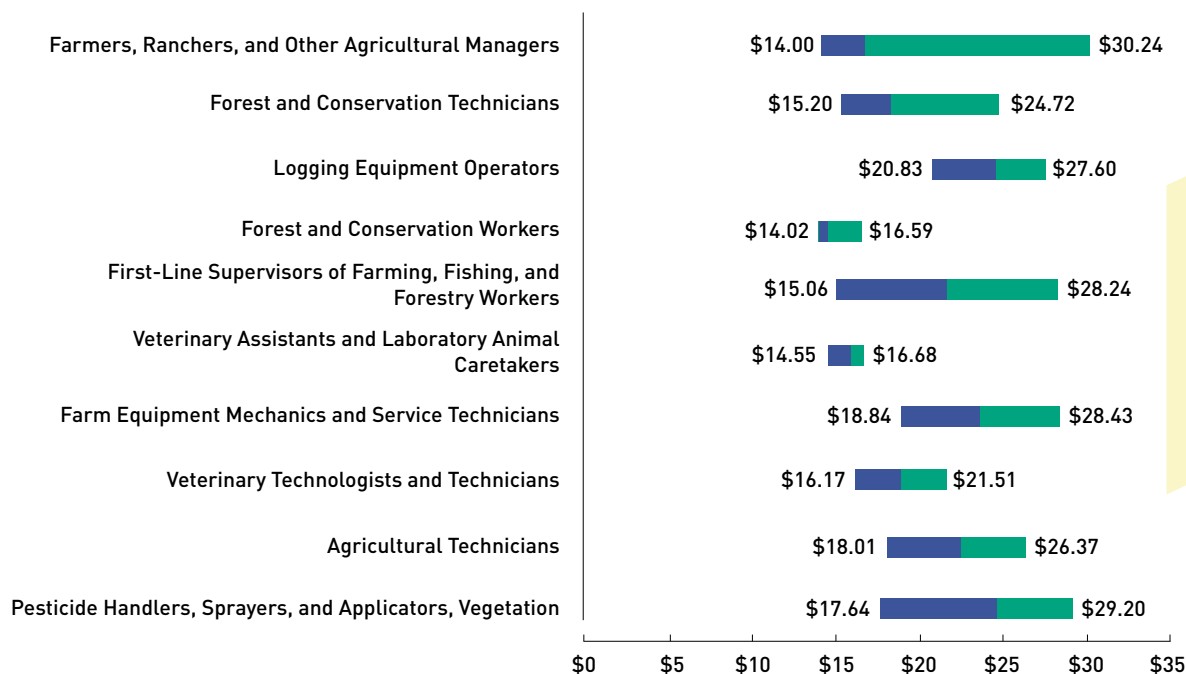


Priority Middle-Skill Occupations

Occupation	2021 Jobs	2021-2026 Projected % Change	2021-2026 Average Annual Openings	Typical Entry-Level Education
Farmers, Ranchers, and Other Agricultural Managers	3,632	5%	408	High school diploma or equivalent
Forest and Conservation Technicians	1,929	(2%)	236	Associate degree
Logging Equipment Operators	955	4%	161	High school diploma or equivalent
Forest and Conservation Workers	775	4%	130	High school diploma or equivalent
First-Line Supervisors of Farming, Fishing, and Forestry Workers	788	7%	128	High school diploma or equivalent
Veterinary Assistants and Laboratory Animal Caretakers	387	3%	65	High school diploma or equivalent
Farm Equipment Mechanics and Service Technicians	178	9%	22	High school diploma or equivalent
Veterinary Technologists and Technicians	254	4%	20	Associate degree
Agricultural Technicians	109	3%	15	Associate degree
Pesticide Handlers, Sprayers, and Applicators, Vegetation	92	7%	14	High school diploma or equivalent

Note: Jobs for the above occupations may not solely exist in this sector and may be found in other sectors that require related services. Projected change includes new job growth and replacements.

Middle-Skill Hourly Wage Ranges



These occupations pay a starting wage at or above the subregion's living wage.

Note: The hourly wage ranges include the 25th percentile (entry-level), median, and 75th percentile (experienced) hourly earnings for workers employed in these occupations across the Far North subregion where the minimum wage in 2021 was \$15.

Priority Middle-Skill Job Postings



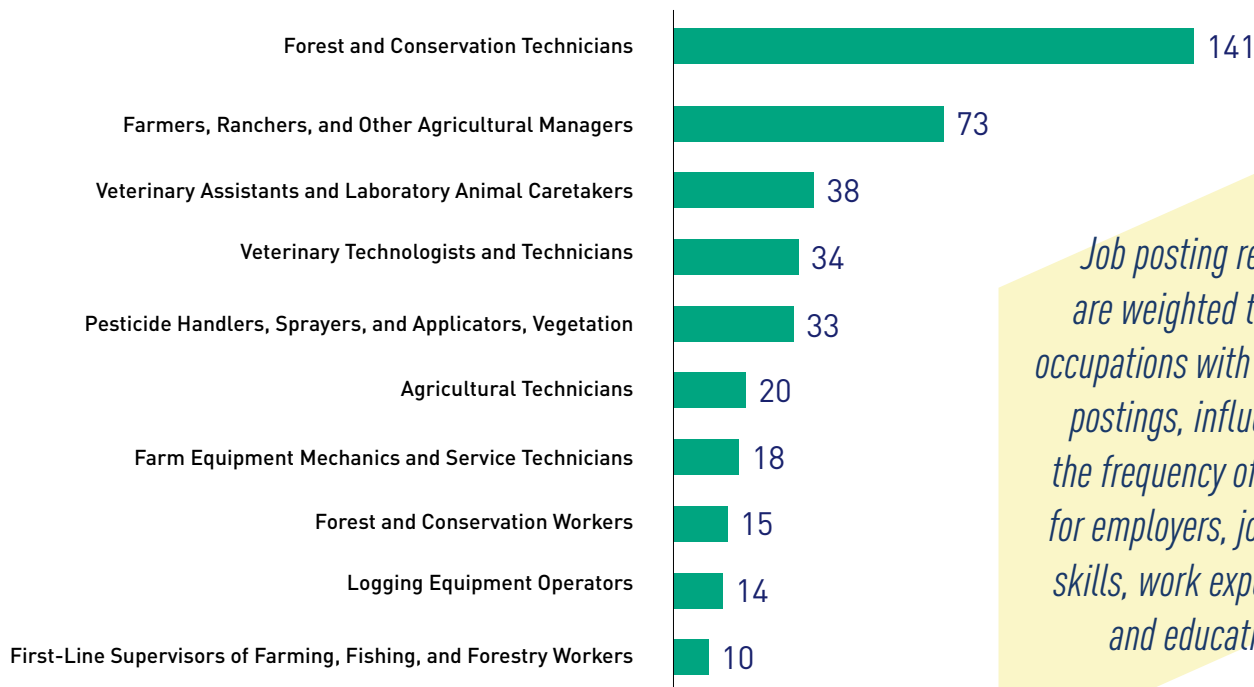
Posting intensity is the ratio of duplicated to unique job postings. A higher-than-average posting intensity can mean employers are putting more effort into hiring.

396
Online Job Postings

2:1
Posting Intensity
(Regional Average 3:1)

Note: Job postings count the number of online job postings advertised in the 15-county Far North subregion between January 1, 2022 - March 31, 2023. Postings are limited to in-state employers and exclude staffing companies. Job posting results represent the top 10 priority middle-skill occupations.

Job Postings by Occupation



Job posting results are weighted toward occupations with the most postings, influencing the frequency of results for employers, job titles, skills, work experience, and education.



Top Employers & Job Titles

Employers with the Most Postings

United States Forest Service
 VCA Animal Hospitals
 State of California
 PG&E
 Ecological Farming Association

Job Titles with the Most Postings

Forestry Technicians & Forestry Dispatch
 Veterinary Assistants & Technicians
 Fish and Wildlife Technicians
 Shop Mechanics
 Agricultural Technicians

Most In-Demand Skills

Specialized Skills

- Forestry
- Agriculture
- Human Resource Management
- Rangeland Management
- Wildfire Suppression

Soft Skills

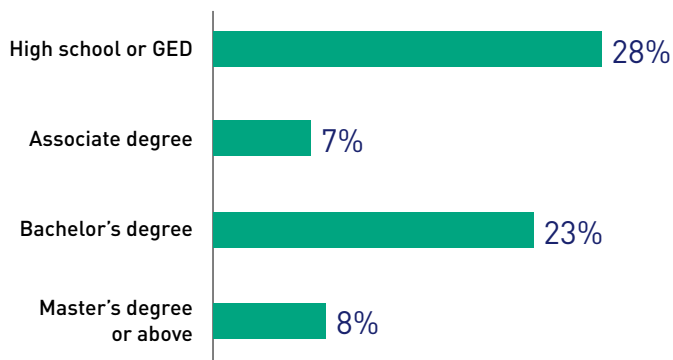
- Management
- Communications
- Operations
- Planning
- Coordinating

Software and Technical Skills

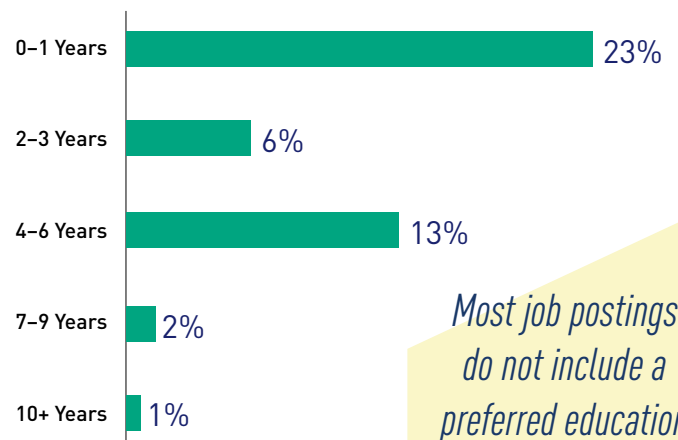
- Microsoft (Access, Excel, Outlook, PowerPoint, Word)
- Geographic Information Systems
- Software Systems
- Zoom
- ArcGIS (GIS Software)

Education & Experience in Postings

Employer-Preferred Education



Employer-Preferred Work Experience



Most job postings do not include a preferred education or experience level.

Community College Programs



Butte College	College of the Redwoods	College of the Siskiyous	Feather River College	Lassen College	Mendocino College	Shasta College
Agriculture Business	Agriculture	None	Ecological Farming	Agriculture Animal Science	Agriculture: Horticulture	Agriculture
Agriculture and Natural Resources	Agriculture, Business Management		Equine Studies	Agriculture Business	Agriculture: Landscape Practices	Agriculture Business
Agriculture (Plant) Science	Agriculture Plant Science		Forestry Technician	Agriculture Science and Technology	Agriculture - Nursery Production	Agriculture Plant Science
Environmental Horticulture	Forestry and Natural Resources		Hydrologic Technician		Natural Resources	Animal Science
Landscape/Turfgrass Technician	Horticulture & Landscape Practices				Sustainable Small Farms Management	Equipment Operations and Maintenance
Mechanized Agriculture	Organic/Sustainable Agriculture				Viticulture Skills	Forest Science and Technology
Natural Resources	Plant Science					Horticulture and Landscaping
Nursery/Florist Technician						Natural Resources
Plant Protection						Pest Control Advisor Preparation
						Sustainable Landscape





Prepared by

Ebony J. Benzing, Research Manager
North/Far North Center of Excellence for Labor
Market Research

Supported by:
Juan Madrigal, Labor Market Research Consultant

Editing by:
Lauren McSherry, L.M. McSherry Consulting

Graphic Design by:
Jim Schneider, Right Angle Design

Sources

- Lightcast 2022.4 - QCEW Employees, Non-QCEW Employees, and Self-Employed
- Centers of Excellence for Labor Market Research Occupation Crosswalk
- California Community Colleges Chancellor's Office LaunchBoard
- California Community Colleges Chancellor's Office DataMart
- Integrated Postsecondary Education Data System (IPEDS)
- California Community Colleges Curriculum Inventory (COCI)

Disclaimers:

All representations included in this report have been produced from primary research and/or secondary review of publicly and/or privately available data and/or research reports. Efforts have been made to qualify and validate the accuracy of the data and the reported findings; however, neither the Centers of Excellence, COE host District, nor California Community Colleges Chancellor's Office are responsible for applications or decisions made by recipient community colleges or their representatives based upon components or recommendations contained in this study.

© 2023 California Community Colleges Chancellor's Office, Centers of Excellence for Labor Market Research, Economic and Workforce Development Program

