

## Labor Market Analysis: 1303.00/Fashion

**Digital Fashion Design** - Noncredit award requiring 192 < 288 hours

Los Angeles Center of Excellence, August 2023

### Summary

<b>Program Endorsement:</b>	<b>Endorsed: All Criteria Met</b> <input checked="" type="checkbox"/>	<b>Endorsed: Some Criteria Met</b> <input type="checkbox"/>	<b>Not Endorsed</b> <input type="checkbox"/>
<b>Program Endorsement Criteria</b>			
<b>Supply Gap:</b>	Yes <input checked="" type="checkbox"/>	No <input type="checkbox"/>	
<b>Living Wage: (Entry-Level, 25<sup>th</sup>)</b>	Yes <input checked="" type="checkbox"/>	No <input type="checkbox"/>	
<b>Education:</b>	Yes <input checked="" type="checkbox"/>	No <input type="checkbox"/>	
<b>Emerging Occupation(s)</b>			
Yes <input type="checkbox"/>		No <input checked="" type="checkbox"/>	

The Los Angeles Center of Excellence for Labor Market Research (LA COE) prepared this report to provide regional labor market supply and demand data related to two middle-skill occupations:

- **Fashion Designers (27-1022)** Design clothing and accessories. Create original designs or adapt fashion trends.<sup>1</sup>
- **Fabric and Apparel Patternmakers (51-6092)** Draw and construct sets of precision master fabric patterns or layouts. May also mark and cut fabrics and apparel.<sup>2</sup>

Middle-skill occupations typically require some postsecondary education, but less than a bachelor's degree.<sup>3</sup> Although *fashion designers* typically require a bachelor's degree, it is considered middle-skill because approximately one-third of workers in the field have completed some college or an associate degree. This report is intended to help determine whether there is demand in the local labor market that is not being met by the supply from community college programs that align with the relevant occupations.

Based on the available data, there appears to be a supply gap for these fashion design-related occupations in the region. Furthermore, the majority of annual openings have entry-level wages that exceed the self-sufficiency standard wage in both Los Angeles and Orange counties, and more than one-third of current workers in the field have completed some college/associate

<sup>1</sup> [Fashion Designers \(bls.gov\)](#)

<sup>2</sup> [Fabric and Apparel Patternmakers \(bls.gov\)](#)

<sup>3</sup> The COE classifies middle-skill jobs as the following:

- All occupations that require an educational requirement of some college, associate degree or apprenticeship;
- All occupations that require a bachelor's degree, but also have more than one-third of their existing labor force with an educational attainment of some college or associate degree; or
- All occupations that require a high school diploma or equivalent or no formal education, but also require short- to long-term on-the-job training where multiple community colleges have existing programs.

degree or less education. **Therefore, due to all the criteria being met, the LA COE endorses this proposed program.** Detailed reasons include:

**Demand:**

- **Supply Gap Criteria** – Over the next five years, **627 jobs are projected to be available annually** in the region due to retirements and workers leaving the field, **which is more than the three-year average of 485 awards conferred** by educational institutions in the region.
- **Living Wage Criteria** – Within Los Angeles County, the majority (87%) of annual job openings for these **fashion design-related occupations have entry-level wages above the self-sufficiency standard hourly wage** (\$18.10/hour).<sup>4</sup>
- **Educational Criteria** – Within the greater LA/OC region, **87% of the annual job openings** for occupations related to fashion design **typically require a bachelor’s degree.**
  - However, the national-level educational attainment data indicates **between 36% and 88% of workers in the field have completed some college/associate degree or less education.**

**Supply:**

- There are **10 community colleges** in the greater LA/OC region that issue awards related to fashion design, conferring an average of **195 awards annually** between 2019 and 2022.
- Between 2019 and 2021, there was an average of **290 awards conferred annually** in related training programs by non-community college institutions throughout the greater LA/OC region.

**Occupational Demand**

Exhibit 1 shows the five-year occupational demand projections for these fashion design-related occupations. In the greater Los Angeles/Orange County region, the number of jobs related to these occupations is projected to decrease by 7% through 2026. However, there will be more than 600 job openings per year through 2027 due to retirements and workers leaving the field.

**Exhibit 1: Occupational demand in Los Angeles and Orange Counties<sup>5</sup>**

<b>Geography</b>	<b>2022 Jobs</b>	<b>2027 Jobs</b>	<b>2022-2027 Change</b>	<b>2022-2027 % Change</b>	<b>Annual Openings</b>
Los Angeles	5,233	4,806	(427)	(8%)	506
Orange	1,217	1,191	(27)	(2%)	121
<b>Total</b>	<b>6,451</b>	<b>5,997</b>	<b>(454)</b>	<b>(7%)</b>	<b>627</b>

<sup>4</sup> Self-Sufficiency Standard wage data was pulled from The Self-Sufficiency Standard Tool for California. For more information, visit: <http://selfsufficiencystandard.org/california>.

<sup>5</sup> Five-year change represents new job additions to the workforce. Annual openings include new jobs and replacement jobs that result from retirements and separations.

## Wages

The labor market endorsement in this report considers the entry-level hourly wages for these fashion design-related occupations in Los Angeles County as they relate to the county's self-sufficiency standard wage. Orange County wages are included below in order to provide a complete analysis of the greater LA/OC region. Detailed wage information, by county, is included in Appendix A.

### Los Angeles County

The majority (87%) of annual openings for these fashion design-related occupations have entry-level wages above the self-sufficiency standard wage for one adult (\$18.10 in Los Angeles County). Typical entry-level hourly wages are in a range between \$17.43 and \$29.10. One occupation in this report has typical entry-level wages that exceed the county's self-sufficiency standard wage: *Fashion designers* (\$29.10). Experienced workers can expect to earn wages between \$39.21 and \$52.34, which are higher than the self-sufficiency standard.

**Exhibit 2: Earnings for Occupations in LA County**

Occupation	Entry-Level Hourly Earnings (25 <sup>th</sup> Percentile)	Median Hourly Earnings	Experienced Hourly Earnings (75 <sup>th</sup> Percentile)	Median Annual Earnings*
Fashion Designers (27-1022)	\$29.10	\$38.33	\$52.34	\$79,700
Fabric and Apparel Patternmakers (51-6092)	\$17.43	\$30.44	\$39.21	\$63,300

\*rounded to the nearest \$100

### Orange County

The majority (88%) of annual openings for fashion design-related occupations have entry-level wages above the self-sufficiency standard wage for one adult (\$20.63 in Orange County). Typical entry-level hourly wages are in a range between \$18.09 and \$28.68. One occupation in this report has typical entry-level wages that exceed the county's self-sufficiency standard wage: *Fashion designers* (\$28.68). Experienced workers can expect to earn wages between \$40.71 and \$51.73, which are higher than the self-sufficiency standard.

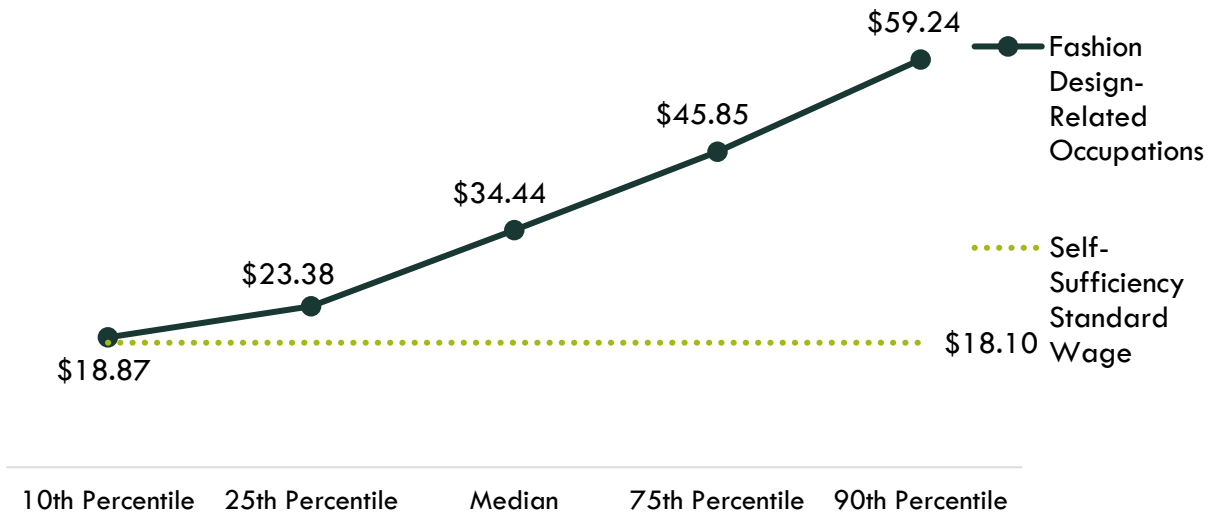
**Exhibit 3: Earnings for Occupations in Orange County**

Occupation	Entry-Level Hourly Earnings (25 <sup>th</sup> Percentile)	Median Hourly Earnings	Experienced Hourly Earnings (75 <sup>th</sup> Percentile)	Median Annual Earnings*
Fashion Designers (27-1022)	\$28.68	\$37.87	\$51.73	\$78,800
Fabric and Apparel Patternmakers (51-6092)	\$18.09	\$31.58	\$40.71	\$65,700

\*rounded to the nearest \$100

On average, the entry-level earnings for the occupations in this report are \$23.38; this is above the living wage for one single adult in Los Angeles County (\$18.10). Exhibit 4 shows the average wage for the occupations in this report, from entry-level to experienced workers.

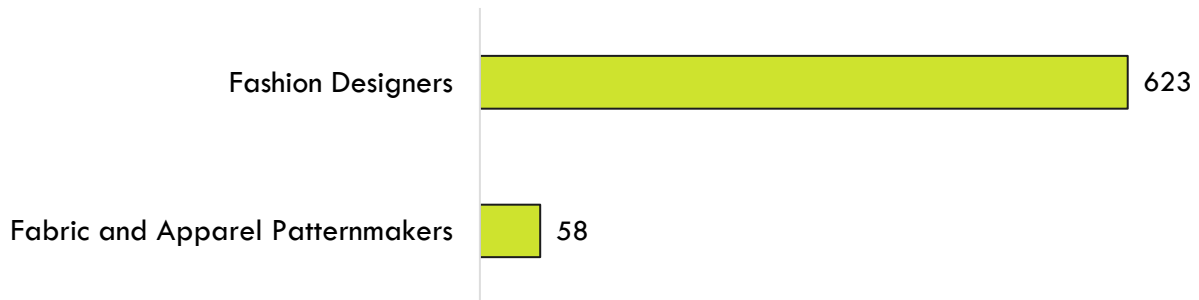
**Exhibit 4: Average Hourly Earnings for Fashion Design-Related Occupations in LA/OC**



**Job Postings**

There were 681 online job postings related to fashion design occupations listed in the past 12 months. Exhibit 5 displays the number of job postings by occupation. The majority of job postings (91%) were for *fashion designers*, followed by *fabric and apparel patternmakers* (9%). The highest number of job postings were for fashion designers, apparel designers, directors of design, patternmakers, and footwear designers. The top skills were Adobe Illustrator, Adobe Photoshop, fashion design, textiles, and new product development. The top three employers, by number of job postings, in the region were Disney, 24 Seven, and Boot Barn.

**Exhibit 5: Job postings by occupation (last 12 months)**



**Educational Attainment**

The Bureau of Labor Statistics (BLS) lists the following typical entry-level education levels for the occupations in this report:

- **Bachelor’s degree:** *Fashion designers*
- **High school diploma or equivalent:** *Fabric and apparel patternmakers*

In the greater LA/OC region, the majority of annual job openings (87%) typically require a bachelor's degree. However, the national-level educational attainment data indicates between 36% and 88% of workers in the field have completed some college/associate degree or less education. Of the 43% of fashion design-related job postings listing a minimum education requirement in the greater Los Angeles/Orange County region, 12% (34) requested high school or vocational training, 19% (55) requested an associate degree, and 70% (204) requested a bachelor's degree.

## Educational Supply

### Community College Supply

Exhibit 6 shows the annual and three-year average number of awards conferred by community colleges in the related TOP codes: Fashion (1303.00), and Fashion Design (1303.10). The colleges with the most completions in the region are LA Trade-Tech, Santa Monica, and Mt. San Antonio.

**Exhibit 6: Regional community college awards (certificates and degrees), 2019-2022**

TOP	Program	College	2019-20 Awards	2020-21 Awards	2021-22 Awards	3-Year Average
1303.00	Fashion	El Camino	4	6	6	5
		Pasadena	19	18	27	21
		<b>LA Subtotal</b>	<b>23</b>	<b>24</b>	<b>33</b>	<b>27</b>
		Fullerton	2	5	-	2
		Orange Coast	-	13	3	5
		Santa Ana	11	6	13	10
		<b>OC Subtotal</b>	<b>13</b>	<b>24</b>	<b>16</b>	<b>18</b>
<b>Supply Subtotal/Average</b>			<b>36</b>	<b>48</b>	<b>49</b>	<b>44</b>
1303.10	Fashion Design	El Camino	-	1	1	1
		LA Trade-Tech	65	63	53	60
		Long Beach	7	4	8	6
		Mt San Antonio	55	8	8	24
		Santa Monica	25	26	33	28
		<b>LA Subtotal</b>	<b>152</b>	<b>102</b>	<b>103</b>	<b>119</b>
		Fullerton	6	5	5	5
		Orange Coast	8	8	15	10
		Saddleback	17	7	10	11
		Santa Ana	7	2	6	5
		<b>OC Subtotal</b>	<b>38</b>	<b>22</b>	<b>36</b>	<b>32</b>
<b>Supply Subtotal/Average</b>			<b>190</b>	<b>124</b>	<b>139</b>	<b>151</b>
<b>Supply Total/Average</b>			<b>226</b>	<b>172</b>	<b>188</b>	<b>195</b>

## Non-Community College Supply

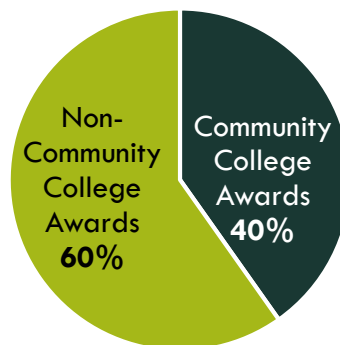
For a comprehensive regional supply analysis, it is important to consider the supply from other institutions in the region that provide training programs for fashion design-related occupations. Exhibit 7 shows the annual and three-year average number of awards conferred by these institutions in relevant programs. Due to different data collection periods, the most recent three-year period of available data is from 2019 to 2021. Between 2019 and 2021, non-community college institutions in the region conferred an average of 290 bachelor's and sub-baccalaureate awards. Bachelor's degrees are included in this report since one of the occupations typically requires a bachelor's degree. Sub-baccalaureate awards include associate degrees, postsecondary awards, and other academic awards.

**Exhibit 7: Regional non-community college awards, 2019-2021**

CIP	Program	Institution	2019-20 Awards	2020-21 Awards	2-Year Average
19.0901	Apparel and Textiles, General	CA State Polytechnic Univ.-Pomona	93	73	83
50.0407	Fashion/ Apparel Design	Beverly Hills Design Institute	1	-	1
		Fashion Institute of Design & Merch.-LA	164	143	154
		Otis College of Art and Design	21	25	23
		Woodbury University	10	10	10
50.0510	Costume Design	Fashion Institute of Design & Merch.-LA	19	21	20
<b>Supply Total/Average</b>			<b>308</b>	<b>272</b>	<b>290</b>

Exhibit 8 shows the proportion of community college awards conferred in LA/OC compared to the number of non-community college awards for the programs in this report. Two of five awards conferred in these programs are awarded by community colleges in the LA/OC region.

**Exhibit 8: Community College Awards Compared to Non-Community College Awards in LA/OC Region, 3-Year Average**



## Appendix A: Occupational demand and wage data by county

### Exhibit 9. Los Angeles County

Occupation (SOC)	2022 Jobs	2027 Jobs	5-Yr Change	5-Yr % Change	Annual Openings	Entry-Level Hourly Earnings (25 <sup>th</sup> Percentile)	Median Hourly Earnings	Experienced Hourly Earnings (75 <sup>th</sup> Percentile)
Fashion Designers (27-1022)	4,524	4,296	(228)	(5%)	439	\$29.10	\$38.33	\$52.34
Fabric and Apparel Patternmakers (51-6092)	710	510	(200)	(28%)	67	\$17.43	\$30.44	\$39.21
<b>Total</b>	<b>5,233</b>	<b>4,806</b>	<b>(427)</b>	<b>(8%)</b>	<b>506</b>	-	-	-

### Exhibit 10. Orange County

Occupation (SOC)	2022 Jobs	2027 Jobs	5-Yr Change	5-Yr % Change	Annual Openings	Entry-Level Hourly Earnings (25 <sup>th</sup> Percentile)	Median Hourly Earnings	Experienced Hourly Earnings (75 <sup>th</sup> Percentile)
Fashion Designers (27-1022)	1,072	1,065	(7)	(1%)	106	\$28.68	\$37.87	\$51.73
Fabric and Apparel Patternmakers (51-6092)	145	125	(20)	(14%)	15	\$18.09	\$31.58	\$40.71
<b>Total</b>	<b>1,217</b>	<b>1,191</b>	<b>(27)</b>	<b>(2%)</b>	<b>121</b>	-	-	-

### Exhibit 11. Los Angeles and Orange Counties

Occupation (SOC)	2022 Jobs	2027 Jobs	5-Yr Change	5-Yr % Change	Annual Openings	% Age 55 and older*	Typical Entry-Level Education
Fashion Designers (27-1022)	5,596	5,361	(234)	(4%)	545	19%	Bachelor's degree
Fabric and Apparel Patternmakers (51-6092)	855	635	(220)	(26%)	82	35%	High school diploma or equivalent
<b>Total</b>	<b>6,451</b>	<b>5,997</b>	<b>(454)</b>	<b>(7%)</b>	<b>627</b>	-	-

\*The average percentage of workers age 55 and older across all occupations in the greater LA/OC region is 27%. Fashion designers have a smaller share of older workers, which typically indicates fewer replacements needs to offset the amount of impending retirements, whereas fabric and apparel patternmakers has a larger share of older workers.

## Appendix B: Sources

- O\*NET Online
- Lightcast (formerly Emsi)
- Bureau of Labor Statistics (BLS)
- California Employment Development Department, Labor Market Information Division, OES
- California Community Colleges Chancellor's Office Management Information Systems (MIS)
- Self-Sufficiency Standard at the Center for Women's Welfare, University of Washington
- Chancellor's Office Curriculum Inventory (COCI 2.0)

For more information, please contact:

Luke Meyer, Director  
Los Angeles Center of Excellence  
[Lmeyer7@mtsac.edu](mailto:Lmeyer7@mtsac.edu)

