








# Physical Therapists

## Labor Market Analysis: San Diego County

March 2023

### Summary

NEW PROGRAM RECOMMENDATION?	EVIDENCE OF A SUPPLY GAP?	AT OR ABOVE THE LIVING WAGE?	EXPECTED LEVEL OF EDUCATION
 <b>Do Not Proceed with New Program</b>	 	 	<input checked="" type="checkbox"/> Doctorate Degree <input type="checkbox"/> Master's Degree <input type="checkbox"/> Bachelor's Degree <input type="checkbox"/> Associate Degree <input type="checkbox"/> Some College or Certificate <input type="checkbox"/> HS Diploma or Equivalent <input type="checkbox"/> Less than a HS Diploma <input type="checkbox"/> Apprenticeship
SUPPORT FOR PROGRAM MODIFICATION?	NUMBER OF INSTITUTIONS THAT PROVIDE TRAINING	NUMBER OF ANNUAL JOB OPENINGS	
<b>The COE defers to the region</b>	<div style="text-align: center;"> <div style="background-color: #4a7c9c; color: white; padding: 2px; font-weight: bold; font-size: 0.8em;">LOW</div>  </div>	<div style="text-align: center;"> <div style="background-color: #4a7c9c; color: white; padding: 2px; font-weight: bold; font-size: 0.8em;">HIGH</div>  </div>	

The Center of Excellence (COE) for the San Diego and Imperial Counties Community Colleges developed this brief to assist the region's community colleges with strategic planning and program development. According to available labor market information, *Physical Therapists* in San Diego County have a labor market demand of 211 annual job openings (while average demand for a single occupation in San Diego County is 242 annual job openings), and two educational institutions in San Diego County supply 664 awards for this occupation, suggesting that there is an oversupply in the labor market. Entry-level and median wages for this occupation are above the living wage. This brief recommends to not proceed with developing a new program and defers to the region for a program modification because 1) there is an oversupply in the region and 2) expected level of education for this occupation is a doctorate degree. **Colleges should note, 39 percent of Physical Therapists in California have an educational attainment of a doctoral or professional degree followed by 32 percent with a bachelor's degree.**

## Introduction

This report provides labor market information in San Diego County for the following occupational code in the Standard Occupational Classification (SOC)<sup>1</sup> system:

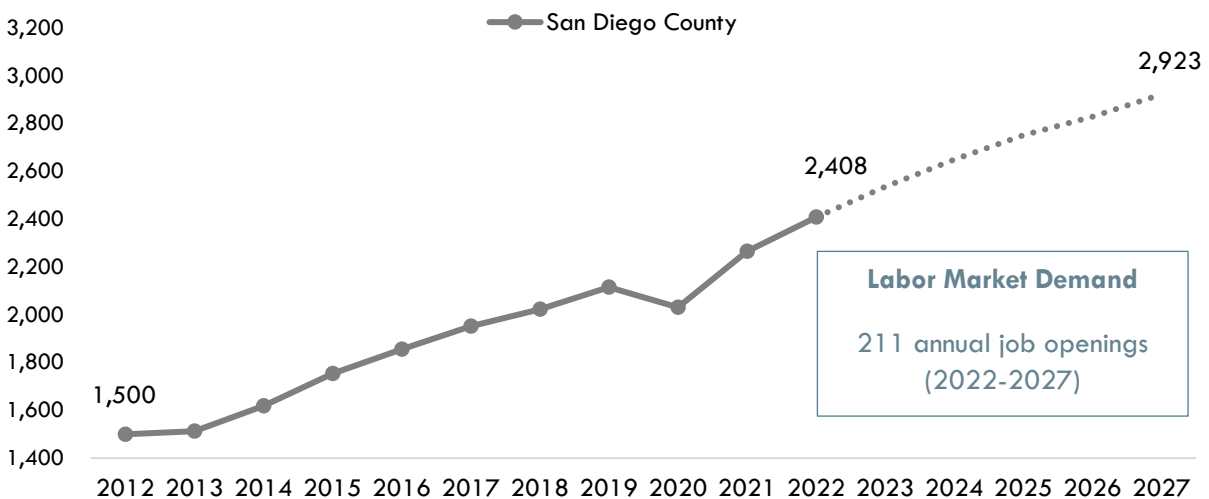
**Physical Therapists (SOC 29-1123):** Assess, plan, organize, and participate in rehabilitative programs that improve mobility, relieve pain, increase strength, and improve or correct disabling conditions resulting from disease or injury. Sample reported job titles include:

- Pediatric Physical Therapist
- Therapist
- Registered Physical Therapist
- Outpatient Physical Therapist
- Inpatient Physical Therapist
- Home Care Physical Therapist
- Doctor of Physical Therapy
- Acute Care PT
- Sports Physical Therapist
- Pulmonary Physical Therapist

## Projected Occupational Demand

Between 2022 and 2027, *Physical Therapists* are projected to increase by 515 net jobs or 21 percent (Exhibit 1). Employers in San Diego County will need to hire 211 workers annually to fill new jobs and backfill jobs due to attrition caused by turnover and retirement, for example.

**Exhibit 1: Number of Jobs for *Physical Therapists* (2012-2027)<sup>2</sup>**



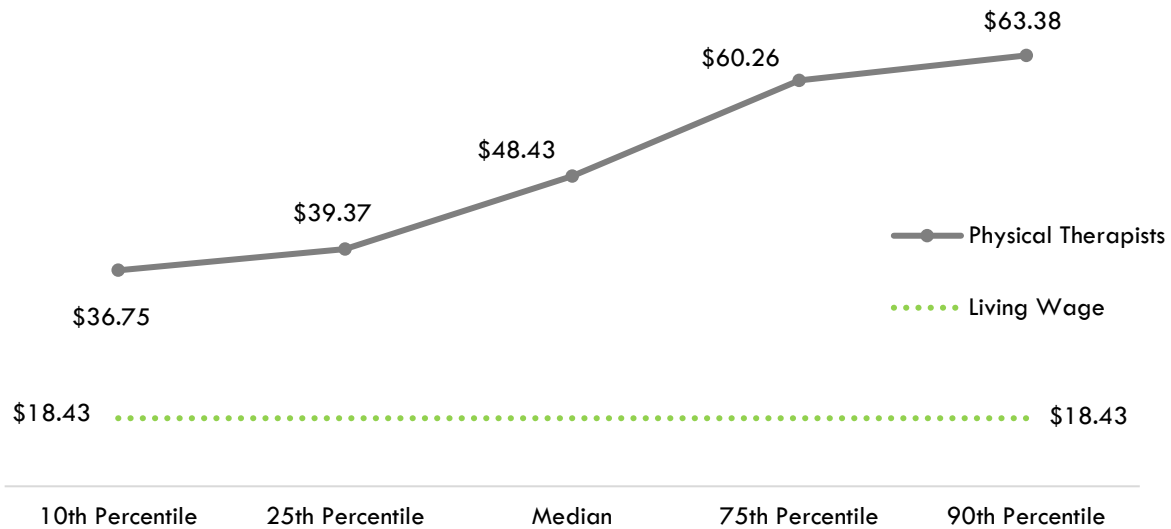
<sup>1</sup> The Standard Occupational Classification (SOC) system is used by federal statistical agencies to classify workers into occupational categories for the purpose of collecting, calculating or disseminating data. [bls.gov/soc](https://www.bls.gov/soc).

<sup>2</sup> Lightcast 2022.04; QCEW, Non-QCEW, Self-Employed.

## Earnings

Physical Therapists receive entry-level hourly earnings of \$39.37; this is more than the living wage for a single adult in San Diego County, which is \$18.43 per hour (Exhibit 2).<sup>3</sup>

**Exhibit 2: Hourly Earnings<sup>4</sup> for Physical Therapists in San Diego County<sup>5</sup>**



<sup>3</sup> "Family Needs Calculator (formerly the California Family Needs Calculator)," Insight: Center for Community Economic Development, last updated 2022. [insightccd.org/family-needs-calculator](https://insightccd.org/family-needs-calculator).

<sup>4</sup> 10th and 25th percentiles could be considered entry-level wages, and 75th and 90th percentiles could be considered experienced wages for individuals who may have been in the occupation longer, received more training than others, etc.

<sup>5</sup> Lightcast 2022.04; QCEW, Non-QCEW, Self-Employed.

## Educational Supply

Educational supply for an occupation can be estimated by analyzing the number of awards in related Taxonomy of Programs (TOP) or Classification of Instructional Programs (CIP) codes.<sup>6</sup> There are **no** TOP codes and **two** CIP codes related to *Physical Therapists* (Exhibit 3).

**Exhibit 3: Related TOP and CIP Codes for *Physical Therapists*<sup>7</sup>**

TOP or CIP Code	TOP or CIP Program Title
CIP 51.2308	Physical Therapy/Therapist
CIP 51.2311	Kinesiotherapy/Kinesiotherapist

According to TOP data, **no** community college supplies the region with awards for this occupation.

According to CIP data, **two** non-community-college institutions supply the region with awards: **San Diego State University** and **University of St. Augustine for Health Sciences** (Exhibit 4).

**Exhibit 4: Number of Awards (Certificates and Degrees) Conferred by Postsecondary Institutions  
(Program Year 2017-18 through Program Year 2020-21 Average)**

TOP6 or CIP Code	TOP6 or CIP Program Title	3-Yr Annual Average CC Awards (PY18-19 to PY20-21)	Other Educational Institutions 3-Yr Annual Average Awards (PY17-18 to PY19-20)	3-Yr Total Average Supply (PY17-18 to PY20-21)
51.2308	Physical Therapy/Therapist	<b>0</b>	<b>664</b>	<b>664</b>
	<ul style="list-style-type: none"> <li>San Diego State University</li> </ul>	0	38	
	<ul style="list-style-type: none"> <li>University of St. Augustine for Health Sciences</li> </ul>	0	626	
			<b>Total</b>	<b>664</b>

<sup>6</sup> TOP data comes from the California Community Colleges Chancellor's Office MIS Data Mart (datamart.cccco.edu) and CIP data comes from the Integrated Postsecondary Education Data System (nces.ed.gov/ipeds/use-the-data).

<sup>7</sup> This brief uses a conservative estimate of program supply and only calculates awards from the TOP code listed in Exhibit 3.

## Demand vs. Supply

Comparing labor demand (annual openings) with labor supply<sup>8</sup> suggests that there is an **oversupply** for this occupation in San Diego County, with **211** annual openings and **664** awards. Comparatively, there are **1,889** annual openings in California and **1,592** awards, suggesting that there is a supply gap across the state<sup>9</sup> (Exhibit 5).

**Exhibit 5: Labor Demand (Annual Openings) Compared with Labor Supply (Average Annual Awards)**

	<b>Demand</b> (Annual Openings)	<b>Supply</b> (Total Annual Average Supply)	<b>Supply Gap or Oversupply</b>
San Diego	211	664	<b>- 453</b>
California	1,889	1,592	<b>297</b>

**Please note:** This is a basic analysis of supply and demand of labor. The data does not include workers currently in the labor force who could fill these positions or workers who are not captured by publicly available data. This data should be used to discuss the potential gaps or oversupply of workers; however, it should not be the only basis for determining whether or not a program should be developed.

<sup>8</sup> Labor supply can be found from two different sources: EMSI or the California Community Colleges Chancellor's Office MIS Data Mart. EMSI uses CIP codes while MIS uses TOP codes. Different coding systems result in differences in the supply numbers.

<sup>9</sup> "Supply and Demand," Centers of Excellence Student Outcomes, [coecc.net/our-resources](http://coecc.net/our-resources).

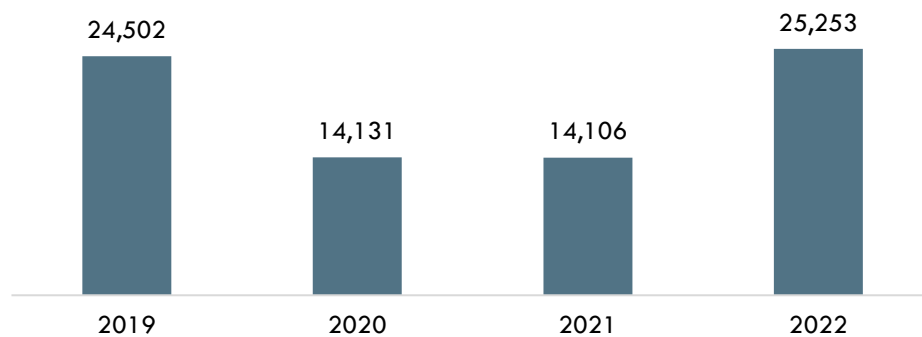
## Student Outcomes and Regional Comparisons

There are no student outcomes data available in the California Community Colleges LaunchBoard for this occupation because there is no TOP code related to SOC 29-1123: Physical Therapists.

### Online Job Postings

This report analyzes not only historical and projected (traditional LMI) data, but also recent data from online job postings (real-time LMI). Online job postings may provide additional insight about recent changes in the labor market that are not captured by historical data. Between 2019 and 2022, there was an average of 19,498 online job postings per year for *Physical Therapists* in San Diego County (Exhibit 6). Please note that online job postings do **not** equal labor market demand; demand is represented by annual job openings (see Exhibit 1). While this brief includes online jobs postings data to help with curriculum development, the community colleges should note that this type of data is impacted by several variables: employers may post a position multiple times to increase the pool of applicants; a job posting can remain posted after a business decides not to fill a position; or an employer may use one posting to fill multiple positions, for example.

**Exhibit 6: Number of Online Job Postings for *Physical Therapists* in San Diego County (2019-2022)<sup>10</sup>**



<sup>10</sup> Lightcast; "Job Posting Analytics." 2019-2022.

## Top Employers

Between January 1, 2020 and December 31, 2022, the top five employers in San Diego County for *Physical Therapists* were *Club Staffing*, *Preferred Healthcare Staffing*, *Jackson Therapy Partners*, *Healthcare Employment Network*, and *CompHealth* based on online job postings (Exhibit 7).

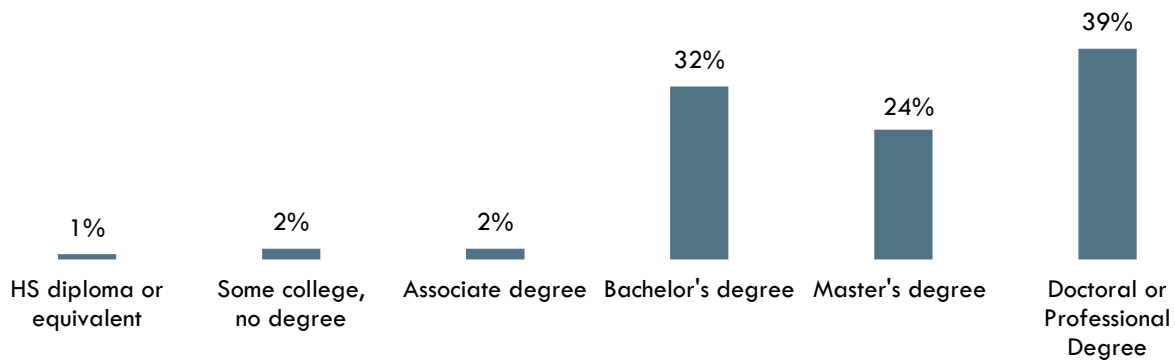
**Exhibit 7: Top Employers for *Physical Therapists* in San Diego County<sup>11</sup>**

Top Employers	
<ul style="list-style-type: none"> <li>• Club Staffing</li> <li>• Preferred Healthcare Staffing</li> <li>• Jackson Therapy Partners</li> <li>• Healthcare Employment Network</li> <li>• CompHealth</li> </ul>	<ul style="list-style-type: none"> <li>• Prime HealthCare Staffing</li> <li>• Kaiser Permanente</li> <li>• FeldCare Connects</li> <li>• MAS Medical</li> <li>• National Staffing Solutions</li> </ul>

## Education, Skills, and Certifications

Exhibit 8 indicates that the typical educational attainment for the occupation found currently in the California labor force is a *Doctoral or Professional Degree*. The typical entry-level education is a *Doctoral or professional degree*.<sup>12</sup>

**Exhibit 8: California Educational Attainment of *Physical Therapists*<sup>13</sup>**



<sup>11</sup> Lightcast; "Job Posting Analytics." 2020-2022.

<sup>12</sup> Lightcast 2022.04; QCEW, Non-QCEW, Self-Employed.

<sup>13</sup> "Educational Attainment for Workers 25 Years and Older by Detailed Occupation," Bureau of Labor Statistics, last modified September 8, 2022. [bls.gov/emp/tables/educational-attainment.htm](https://bls.gov/emp/tables/educational-attainment.htm).

Exhibit 9 lists the top specialized, soft, and software skills that appeared in online job postings between January 1, 2020 and December 31, 2022.

**Exhibit 9: Top Skills for *Physical Therapists* in San Diego County<sup>14</sup>**

Specialized Skills	Soft Skills	Software Skills
<ul style="list-style-type: none"> <li>• Physical Therapy</li> <li>• Rehabilitation</li> <li>• Treatment Planning</li> <li>• Home Health Care</li> <li>• Patient Treatment</li> <li>• Patient Evaluation</li> <li>• Cardiopulmonary Resuscitation (CPR)</li> <li>• Orthopedics</li> <li>• Discharge Planning</li> <li>• Nursing</li> <li>• Clinical Reasoning</li> <li>• Direct Patient Care</li> <li>• Billing</li> <li>• Comprehensive Planning</li> <li>• Caregiving</li> </ul>	<ul style="list-style-type: none"> <li>• Communications</li> <li>• Interpersonal Communications</li> <li>• Management</li> <li>• Planning</li> <li>• Writing</li> <li>• Customer Service</li> <li>• Coordinating</li> <li>• Problem Solving</li> <li>• Leadership</li> <li>• Scheduling</li> <li>• Critical Thinking</li> <li>• Computer Literacy</li> <li>• Organizational Skills</li> <li>• Detail Oriented</li> <li>• Operations</li> </ul>	<ul style="list-style-type: none"> <li>• Patient Management Software</li> <li>• Microsoft Excel</li> <li>• eClinicalWorks</li> <li>• Microsoft Office</li> <li>• Software Systems</li> <li>• Microsoft Outlook</li> <li>• Net Health Optima</li> <li>• Microsoft Word</li> <li>• Microsoft PowerPoint</li> <li>• Microsoft Windows</li> <li>• IBM WebSphere MQ</li> <li>• Microsoft Access</li> <li>• Database Systems</li> <li>• Zoom</li> <li>• Test Suite</li> </ul>

<sup>14</sup> Lightcast; "Job Posting Analytics." 2020-2022.



Exhibit 10 lists the top certifications that appeared in online job postings between January 1, 2020 and December 31, 2022.

**Exhibit 10: Top Certifications for *Physical Therapists* in San Diego County<sup>15</sup>**

Top Certifications in Online Job Postings

1. Basic Life Support (BLS) Certification
2. Cardiopulmonary Resuscitation (CPR) Certification
3. Basic Cardiac Life Support
4. Registered Nurse (RN)
5. Doctor Of Physical Therapy
6. Advanced Cardiovascular Life Support (ACLS) Certification
7. Physical Therapy Assistant License
8. Pediatric Advanced Life Support (PALS)
9. Board Certified/Board Eligible
10. First Aid Certification
11. American Red Cross (ARC) Certification
12. Certified Occupational Therapy Assistant
13. Automated External Defibrillator (AED) Certification
14. Nurse Practitioner (APRN-CNP)
15. Certified Hand Therapist

---

<sup>15</sup> Lightcast; "Job Posting Analytics." 2020-2022.

Prepared by:

Tina Ngo Bartel, Director ([tngobartel@miracosta.edu](mailto:tngobartel@miracosta.edu))

John Edwards, Research Analyst ([jedwards@miracosta.edu](mailto:jedwards@miracosta.edu))

Center of Excellence for the San Diego & Imperial Counties Community Colleges



### **Important Disclaimers**

All representations included in this report have been produced from primary research and/or secondary review of publicly and/or privately available data and/or research reports. This study examines the most recent data available at the time of the analysis; however, data sets are updated regularly and may not be consistent with previous reports. Efforts have been made to qualify and validate the accuracy of the data and the report findings; however, neither the Centers of Excellence for Labor Market Research (COE), COE host district, nor California Community Colleges Chancellor's Office are responsible for the applications or decisions made by individuals and/or organizations based on this study or its recommendations.