Labor Market Analysis for Program Recommendation: 1230.20/Licensed Vocational Nursing *(Associate of Science)*

CVML Center of Excellence, October 2026

Summary

Program LMI Endorsement	Endorsed: All LMI Criteria Met ☒	Endorsed: Some LMI Criteria Met ☐	Not LMI Endorsed ☐

Program LMI Endorsement Criteria

Supply Gap:	Yes ☑	No ☐
	Comments: There are projected to be **503 annual job openings** throughout the SCV/SML subregion for *Licensed Practical and Licensed Vocational Nurses*, which **is more than the 235 awards conferred by educational institutions in the SCV/SML subregion (CC + Non-CC).**	
Living Wage: (Entry-Level as 25th Percentile):	Yes ☑	No ☐
	Comments: Licensed Practical and Licensed Vocational Nurses have an entry-level hourly wage **above the SCV/SML living wage of $16.08.**	
Education:	Yes ☑	No ☐
	Comments: The typical entry-level education for *Licensed Practical and Licensed Vocational Nurses* is a postsecondary nondegree award. Additionally, **73% have completed some college or an associate degree as their highest level of education.**	

Emerging Occupation(s)

Yes ☐ No ☑

Comments: N/A

The Central Valley/Mother Lode Center of Excellence for Labor Market Research (CVML COE) prepared this report to determine whether there is a supply gap in the South Central Valley/Southern Mother Lode regional labor market related to the following middle-skill occupation:

- Licensed Practical and Licensed Vocational Nurses (29-2061)

Middle-skill occupations typically require a community college education while above middle-skill occupations typically require at least a bachelor's degree.

Based on the available data, there appears to be a supply gap for *Licensed Practical and Licensed Vocational Nurses*. In addition to this occupation having an entry-level wage above the subregion's living wage, 73% of workers in this field have completed some college or an associate degree as their highest level of education. **Therefore, due to all of the regional labor market criteria being met, the COE endorses this proposed program.**

Exhibit 1 lists the occupational demand, supply, typical entry-level education, and educational attainment for *Licensed Practical and Licensed Vocational Nurses*.

Exhibit 1: Labor Market Endorsement Summary

Occupation (SOC)	Demand (Annual Openings)	Supply (CC and Non-CC)	Entry-Level Hourly Earnings (25th Percentile)	Typical Entry-Level Education	Community College Educational Attainment
Licensed Practical and Licensed Vocational Nurses (29-2061)	NCV/NML: 297 SCV/SML: 503	NCV/NML: 80 SCV/SML: 235	NCV/NML: $34.11 SCV/SML: $31.67	Postsecondary nondegree award	73%
Total	**800**	**315**	-	**-**	**-**

Demand:

- The number of jobs for *Licensed Practical and Licensed Vocational Nurses* is projected to increase 8% through 2030. There will be 503 annual job openings in the SCV/SML subregion.
- *Licensed Practical and Licensed Vocational Nurses* have an entry-level hourly wage above the living wage of $16.08 in the SCV/SML subregion.
- There were 2,060 online job postings for *Licensed Practical and Licensed Vocational Nurses* over the past 12 months.
- The Bureau of Labor Statistics (BLS) lists a postsecondary nondegree award as the typical entry-level education for *Licensed Practical and Licensed Vocational Nurses*.
- National-level educational attainment data indicates that 73% of *Licensed Practical and Licensed Vocational Nurses* have completed some college or an associate degree as their highest level of education.

Supply:

- Between 2022 and 2025, there was an average of 86 awards conferred by community colleges in the SCV/SML subregion.
- Between 2021 and 2024, non-community college institutions in the SCV/SML subregion conferred an average of 149 awards in relevant programs.

Demand

Occupational Projections

Exhibit 2 shows the annual percent change in jobs for *Licensed Practical and Licensed Vocational Nurses* from 2020 through 2030. The SCV/SML subregion experienced the highest growth in 2022 at 7%, compared to the 5% growth across all CA occupations. The SCV/SML subregion experienced the second highest growth in 2023 at 5%, compared to the 0% growth across all CA occupations. From 2027 to 2030, growth is projected to remain fairly steady (between 1% and 2%) in the SCV/SML subregion.

Exhibit 2: Annual Percent Change in Jobs for Licensed Practical and Licensed Vocational Nurses, 2020-2030

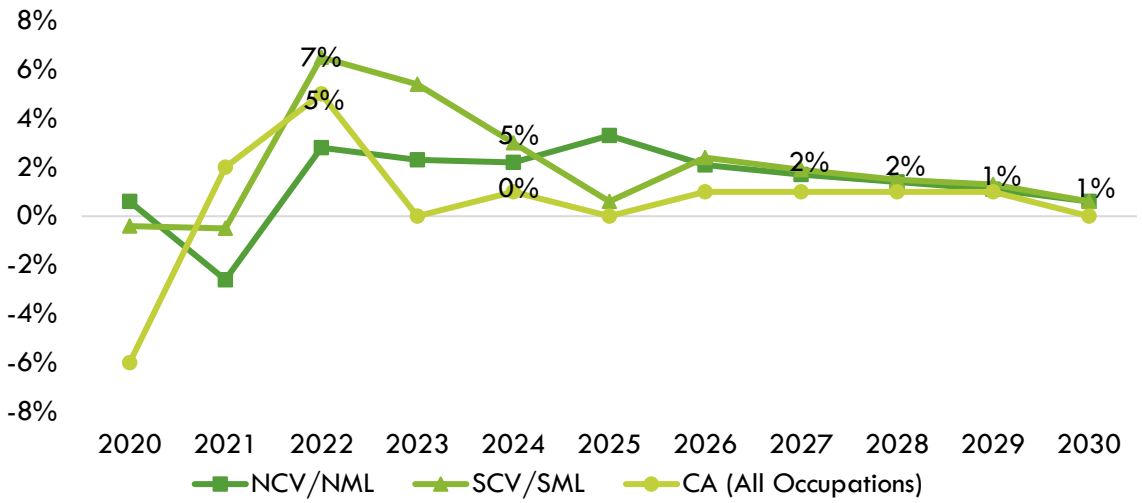

Exhibit 3 shows the five-year occupational demand projections for *Licensed Practical and Licensed Vocational Nurses*. In the SCV/SML subregion, the number of jobs related to this occupation is projected to increase by 8% through 2030. There are projected to be 503 jobs available annually in the SCV/SML subregion.

Exhibit 3: Occupational Demand in NCV/NML, SCV/SML, and CVML[1]

Geography	2025 Jobs	2030 Jobs	2025-2030 Change	2025-2030 % Change	Annual Openings
NCV/NML	3,062	3,279	217	7%	297
SCV/SML	5,077	5,480	403	8%	503
CVML	**8,139**	**8,759**	**620**	**8%**	**800**

[1]Five-year change represents new job additions to the workforce. Annual openings include new jobs and replacement jobs that result from retirements and separations.

Wages:

The labor market endorsement in this report considers the entry-level hourly wages for *Licensed Practical and Licensed Vocational Nurses* as they relate to the subregions and region's living wage. NCV/NML, SCV/SML, and CVML wages are included below to provide a complete analysis of the region.

Licensed Practical and Licensed Vocational Nurses have an entry-level hourly wage above the living wage for one adult in the NCV/NML subregion ($16.81). The NCV/NML average wage for this occupation is $37.72, which is below the average statewide wage of $38.55. Exhibit 4a shows the wage range for *Licensed Practical and Licensed Vocational Nurses* and how they compare to the NCV/NML subregion's living wage.

Exhibit 4a: Wages by Occupation in NCV/NML

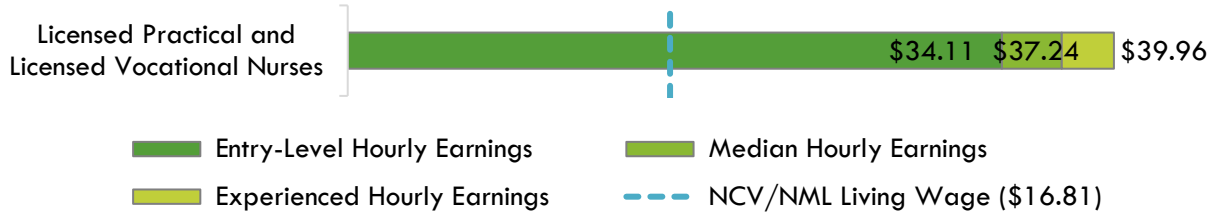

Licensed Practical and Licensed Vocational Nurses have an entry-level hourly wage above the living wage for one adult in the SCV/SML subregion ($16.08). The SCV/SML average wage for this occupation is $36.08, which is below the average statewide wage of $38.55. Exhibit 4b shows the wage range for *Licensed Practical and Licensed Vocational Nurses* and how they compare to the SCV/SML subregion's living wage.

Exhibit 4b: Wages by Occupation in SCV/SML

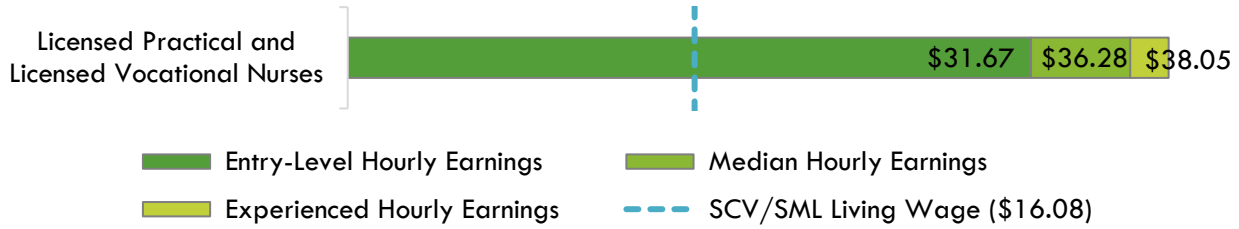

Licensed Practical and Licensed Vocational Nurses have an entry-level hourly wage above the living wage for one adult in the CVML region ($16.48). The CVML average wage for this occupation is $36.70, which is below the average statewide wage of $38.55. Exhibit 5 shows the wage range for *Licensed Practical and Licensed Vocational Nurses* and how they compare to the CVML region's living wage.

Exhibit 5: Wages by Occupation in CVML

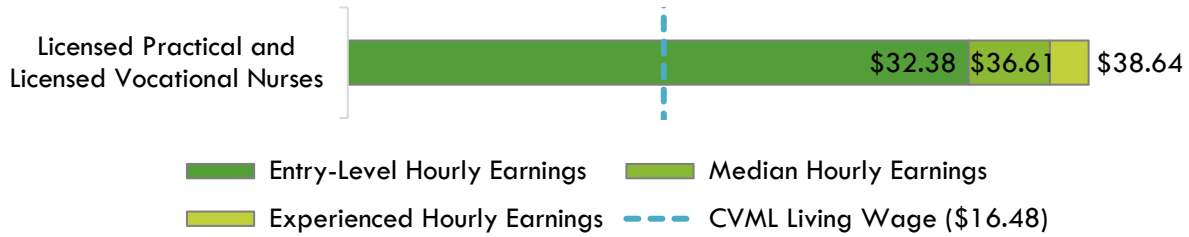

Job Postings:

Important Online Job Postings Data Note: *Online job postings data is sourced from Lightcast, a labor market analytics firm that scrapes, collects, and organizes data from online job boards such as LinkedIn, Indeed, Glassdoor, Monster, GovernmentJobs.com, and thousands more. Lightcast uses natural language processing (NLP) to determine the related company, industry, occupation, and other information for each job posting. However, NLP has limitations that include understanding contextual words of phrases; determining differences in words that can be used as nouns, verbs, and/or adjectives; and misspellings or grammatical errors.*[2] *For these reasons, job postings could be assigned to the wrong employer, industry, or occupation within Lightcast's database.*

Additionally, there are several limitations when analyzing job postings. A single job posting may not represent a single job opening, as employers may be creating a pool of candidates for future openings or hiring for multiple positions with a single posting. Additionally, not all jobs are posted online, and jobs may be filled through other methods such as internal promotion, word-of-mouth advertising, physical job boards, or a variety of other channels.

There were 2,060 online job postings for *Licensed Practical and Licensed Vocational Nurses* listed in the past 12 months (Exhibit 6).

Exhibit 6: Number of Job Postings (n=2,060)

Occupations	Job Postings	Percentage of Job Postings
Licensed Practical and Licensed Vocational Nurses	2,060	100%

The top employers in the region for *Licensed Practical and Licensed Vocational Nurses*, by number of job postings, are shown in Exhibit 7.

Exhibit 7: Top Employers by Number of Job Postings (n=2,060)

Employers	Job Postings	Percentage of Job Postings
FullShift Staffing	176	9%
Maxim Healthcare Services	106	5%
Kaiser Permanente	66	3%
Adventist Health	58	3%
Clinica Sierra Vista	56	3%
Community Health Systems Professional Services Corporation	56	3%
Edjoin.Org	48	2%
Amergis	33	2%
Wellpath	24	1%

[2]K. R. Chowdhary, Fundamentals of Artificial Intelligence (Basingstoke: Springer Nature, 2020), https://link.springer.com/book/10.1007/978-81-322-3972-7

Employers	Job Postings	Percentage of Job Postings
State of California	23	1%

The top specialized, common, and software skills for *Licensed Practical and Licensed Vocational Nurses* are listed by those most frequently mentioned in job postings (denoted in parentheses) are shown in Exhibit 8.

Exhibit 8: Top Skills by Number of Job Postings (n=2,060)

Top Specialized Skills	Top Soft Skills	Top Computer Skills
Nursing (1034)	Communication (583)	Epic EMR (48)
Medication Administration (985)	Management (281)	Microsoft Office (33)
Nursing Care (810)	Leadership (269)	Microsoft Excel (30)
Infection Control (595)	Planning (241)	eClinicalWorks (ECW) (22)
Computerized Physician Order Entry (538)	Confidentiality (235)	Microsoft Outlook (22)
Medical Records (387)	Coordinating (200)	HealthStream (21)
Vital Signs (311)	English Language (189)	Microsoft PowerPoint (19)
Nursing Homes (311)	Compassion (182)	Spreadsheets (17)
Patient Education and Counseling (309)	Organizational Skills (171)	IBM MQ (15)
Cardiopulmonary Resuscitation (CPR) (302)	Teaching (170)	Microsoft Word (14)

Educational Attainment:

The Bureau of Labor Statistics (BLS) lists a postsecondary nondegree award as the typical entry-level education for *Licensed Practical and Licensed Vocational Nurses*. National-level educational attainment data indicates that 73% of workers in the field have completed some college or an associate degree as their highest level of education. Exhibit 9 shows the educational attainment for *Licensed Practical and Licensed Vocational Nurses*.

Of the 2,060 online job postings, 41% (equivalent to 848 postings) of cumulative job postings listed a minimum education requirement in the SCV/SML subregion. Of the 848 postings, 68% (576) requested an associate degree.

Exhibit 9: National-level Educational Attainment for Licensed Practical and Licensed Vocational Nurses

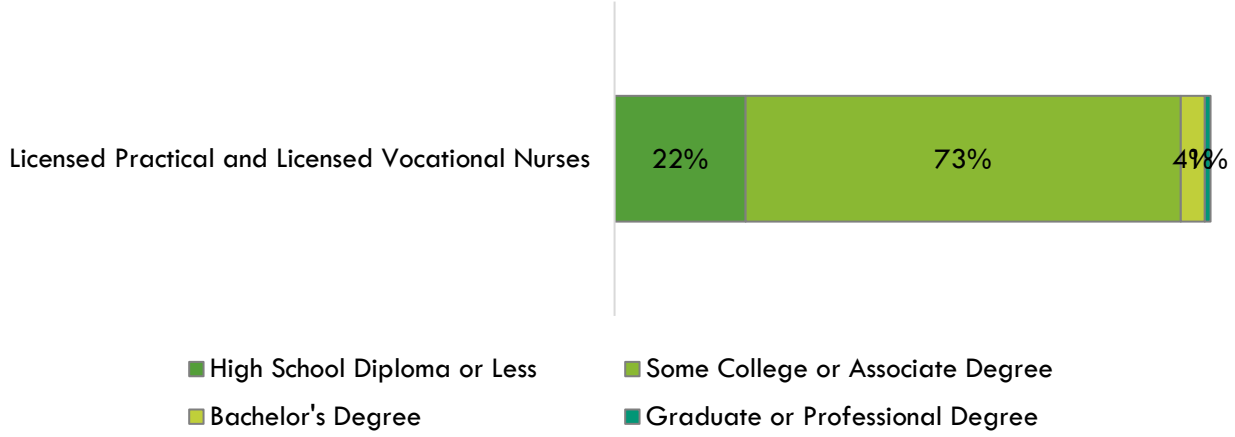

Educational Supply

Community College Supply:

Exhibits 10a and 10b show the annual and three-year average number of awards conferred by community colleges in the programs that have historically trained for the occupations included in this report. The colleges with the most completions are Merced (North) and Madera (South).

Exhibit 10a: NCV/NML Community College Awards (Certificates and Degrees) 2022-23 through 2024-25

TOP Code	Program	College	2022-2023 Awards	2023-2024 Awards	2024-2025 Awards	3-Year Award Average
1230.20	Licensed Vocational Nursing	Merced	61	2	42	35
Subtotal/Average			**61**	**2**	**42**	**35**
NCV/NML Supply Grand Total			**61**	**2**	**42**	**35**

Exhibit 10b: SCV/SML Community College Awards (Certificates and Degrees) 2022-23 through 2024-25

TOP Code	Program	College	2022-2023 Awards	2023-2024 Awards	2024-2025 Awards	3-Year Award Average
1230.20	Licensed Vocational Nursing	Bakersfield	26	25	36	29
		Cerro Coso	23	30	13	22
		Madera	41	36	26	34
		Reedley	-	1	-	-
Subtotal/Average			**90**	**92**	**75**	**86**
SCV/SML Supply Grand Total			**90**	**92**	**75**	**86**

Exhibit 11 shows the annual average community college awards by type from 2022-23 through 2024-25. Of the 86 awards conferred in the SCV/SML subregion, 45% (39) of these awards were for an associate degree.

Exhibit 11: Annual Average Community College Awards (SCV/SML) by Type, 2022-2025



Community College Student Outcomes:

Exhibit 12 shows the Strong Workforce Program (SWP) metrics for Licensed Vocational Nursing programs in State Center Community College District (SCCCD), the SCV/SML subregion, the CVML region, and California.

Of the 3,937 licensed vocational nursing program students statewide in the 2024-2025 academic year, 13% (505) attended a CVML institution. SCCCD students that exited licensed vocational nursing programs in the 2023-2024 academic year had greater median annual earnings ($63,508) compared to all licensed vocational nursing students in SCV/SML subregion ($52,660). Notably, 50% of CVML region licensed vocational nursing students attained a living wage, which is greater than the percentage of students who attained a living wage statewide (48%).

Exhibit 12: Licensed Vocational Nursing (1230.20)
Strong Workforce Program Metrics

SWP Metric	SCCCD	SCV/SML Subregion	CVML Region	California
SWP Students	23	174	505	3,937
SWP Students Who Earned 9 or More Career Education Units in the District in a Single Year	100%	84%	49%	45%
SWP Students Who Completed a Noncredit CTE or Workforce Preparation Course	N/A	100%	70%	49%
SWP Students Who Earned a Degree or Certificate or Attained Apprenticeship Journey Status	100%	39%	21%	19%
SWP Students Who Transferred to a Four-Year Postsecondary Institution	N/A	N/A	3%	4%
SWP Students with a Job Closely Related to Their Field of Study	N/A	100%	93%	91%
Median Annual Earnings for SWP Exiting Students	$63,508 ($30.53)	$52,660 ($25.32)	$40,668 ($19.55)	$46,260 ($22.24)
Median Change in Earnings for SWP Exiting Students	48%	44%	40%	47%
SWP Exiting Students Who Attained the Living Wage	0%	36%	50%	48%



2024-2025 2023-2024 2022-2023 N/A

Non-Community College Supply:

For a comprehensive regional supply analysis, it is also important to consider the supply from other institutions in the region that provide training programs for the occupation studied in this report. Exhibits 13a and 13b show the annual and three-year average number of awards conferred by non-community college institutions in programs that have historically trained for the occupation of interest.

Between 2021 and 2024, non-community college institutions in the SCV/SML subregion conferred an average of 149 awards annually in related programs.

Exhibit 13a: NCV/NML Subregional Non-Community College Awards, 2021-2024

CIP Code	Program	Institution	2021-22 Awards	2022-23 Awards	2023-24 Awards	3-Year Award Average
51.3901	Licensed Practical/Vocational Nurse Training	Xavier College School of Nursing	45	43	48	45
Subtotal/Average			**45**	**43**	**48**	**45**
NCV/NML Supply Grand Total			**45**	**43**	**48**	**45**

Exhibit 13b: SCV/SML Subregional Non-Community College Awards, 2021-2024

CIP Code	Program	Institution	2021-22 Awards	2022-23 Awards	2023-24 Awards	3-Year Award Average
51.3901	Licensed Practical/Vocational Nurse Training	Clovis Adult Education	72	43	47	54
		Glendale Career College-North-West College-Bakersfield	-	-	-	-
		San Joaquin Valley College-Bakersfield	46	49	67	54
		San Joaquin Valley College-Visalia	52	25	47	41
Subtotal/Average			**170**	**117**	**161**	**149**
SCV/SML Supply Grand Total			**170**	**117**	**161**	**149**

Appendix A: Methodology

The CVML COE prepared this report by analyzing data from occupations and education programs.

Occupational data is derived from Lightcast, a labor market analytics firm that consolidates data from the California Employment Development Department (EDD), U.S. Bureau of Labor Statistics (BLS) and other government agencies. Program supply data is drawn from two systems: Taxonomy of Programs (TOP) and Classification of Instructional Programs (CIP).

Using a TOP-SOC crosswalk, the CVML COE identified middle-skill jobs for which programs within these TOP codes train. Middle-skill jobs include:

- All occupations that require an educational requirement of some college, associate degree or apprenticeship;
- All occupations that require a bachelor's degree, but also have more than one-third of their existing labor force with an educational attainment of some college or associate degree; or
- All occupations that require a high school diploma or equivalent or no formal education, but also require short- to long-term on-the-job training where multiple community colleges have existing programs.

The CVML COE determined labor market supply for an occupation or SOC code by analyzing the number of program completers or awards in a related TOP or CIP code. The COE developed a "supply table" with this information, which is the source of the program supply data for this report. TOP code data comes from the California Community Colleges Chancellor's Office MIS Data Mart (datamart.cccco.edu) and CIP code data comes from the Integrated Postsecondary Education Data System (nces.ed.gov/ipeds/use-the-data), also known as IPEDS. TOP is a system of numerical codes used at the state level to collect and report information on California community college programs and courses throughout the state that have similar outcomes. CIP codes are a taxonomy of academic disciplines at institutions of higher education in the United States and Canada. Institutions outside of the California Community College system do not use TOP codes in their reporting systems.

Data included in this analysis represent the labor market demand for relevant positions most closely related to the proposed program as expressed by the requesting college in consultation with the CVML COE. Traditional labor market information was used to show current and projected employment based on data trends, as well as annual average awards granted by regional community colleges. Real-time labor market information captures job post advertisements for occupations relevant to the field of study which can signal demand and show what employers are looking for in potential employees but is not a perfect measure of the quantity of open positions.

All representations have been produced from primary research and/or secondary review of publicly and/or privately available data and/or research reports. The most recent data available at the time of the analysis was examined; however, data sets are updated regularly and may not be consistent with previous reports. Efforts have been made to qualify and validate the accuracy of the data and findings; however, neither the Centers of Excellence for Labor Market Research (COE), COE host district, nor California Community Colleges Chancellor's Office are responsible for the applications or decisions made by individuals and/or organizations based on this study or its recommendations.

Appendix B: Data Sources

Data Type	Source
Occupational Projections, Wages, and Job Postings	Traditional labor market information data is sourced from Lightcast, a labor market analytics firm. Lightcast occupational employment data are based on final Lightcast industry data and final Lightcast staffing patterns. Wage estimates are based on Occupational Employment Statistics and the American Community Survey. For more information, see https://lightcast.io/
Living Wage	The living wage is derived from the Insight Center's California Family Needs Calculator, which measures the income necessary for an individual of family to afford basic expenses. The data assesses the cost of housing, food, childcare, health care, transportation, and taxes. For more information, see: https://selfsufficiencystandard.org/California/ Wage figures are used by the CCCCO to calculate the percentage of students that attained the regional living wage.
Typical Education and Training Requirements, and Educational Attainment	The Bureau of Labor Statistics (BLS) provides information about education and training requirements for hundreds of occupations. BLS uses a system to assign categories for entry-level education, work experience in a related occupation, and typical on-the-job training to each occupation for which BLS publishes projections data. For more information, see https://www.bls.gov/emp/documentation/education/tech.htm
Emerging Occupation Descriptions, Additional Education Requirements, and Employer Preferences	The O*NET database includes information on skills, abilities, knowledges, work activities, and interests associated with occupations. For more information, see https://www.onetonline.org/help/online/
Educational Supply	The CCCCO Data Mart provides information about students, courses, student services, outcomes and faculty and staff. For more information, see: https://datamart.cccco.edu The National Center for Education Statistics (NCES) Integrated Postsecondary Integrated Data System (IPEDS) collects data on the number of postsecondary awards earned (completions). For more information, see https://nces.ed.gov/ipeds/use-the-data/survey-components/7/completions
Student Metrics and Demographics	DataVista, a statewide data system supported by the California Community Colleges Chancellor's Office and hosted by Cal-PASS Plus, provides data on progress, success, employment, and earnings outcomes for California community college students. For more information, see: https://datavista.cccco.edu/
Population and Occupation Demographics	The Census Bureau's American Community Survey (ACS) is the premier source for detailed population and housing information. For more information, see: https://www.census.gov/programs-surveys/acs Data is sourced from IPUMS USA, a database providing access to ACS and other Census Bureau data products. For more information, see: https://usa.ipums.org/usa/about.shtml

For more information, please contact the Central Valley/Mother Lode Center of Excellence:

Patricia Salinas, District Director
patricia.salinas@scccd.edu

Ignacio Faria, Senior Research and Planning Analyst
ignacio.faria@scccd.edu

Angela Steitz, Program Specialist
angela.steitz@scccd.edu

Sarah Alnahari, Research and Planning Analyst
sarah.alnahari@scccd.edu



October 2026