



# Health



## North (Greater Sacramento) Career & Training Pathways Profile

### Five-Year Outlook

13% sector growth

25,000+ annual job openings

14.3% of Greater Sacramento's jobs



POWERED BY



# Introduction



There are ample career opportunities in the Health sector, which continues to experience growth even as other sectors in the economy falter.

Careers in the Health sector are often patient-centered and focus on providing services in a competent and caring manner.

Skills such as social perceptiveness, strong communication, and critical thinking are typically highly sought after.

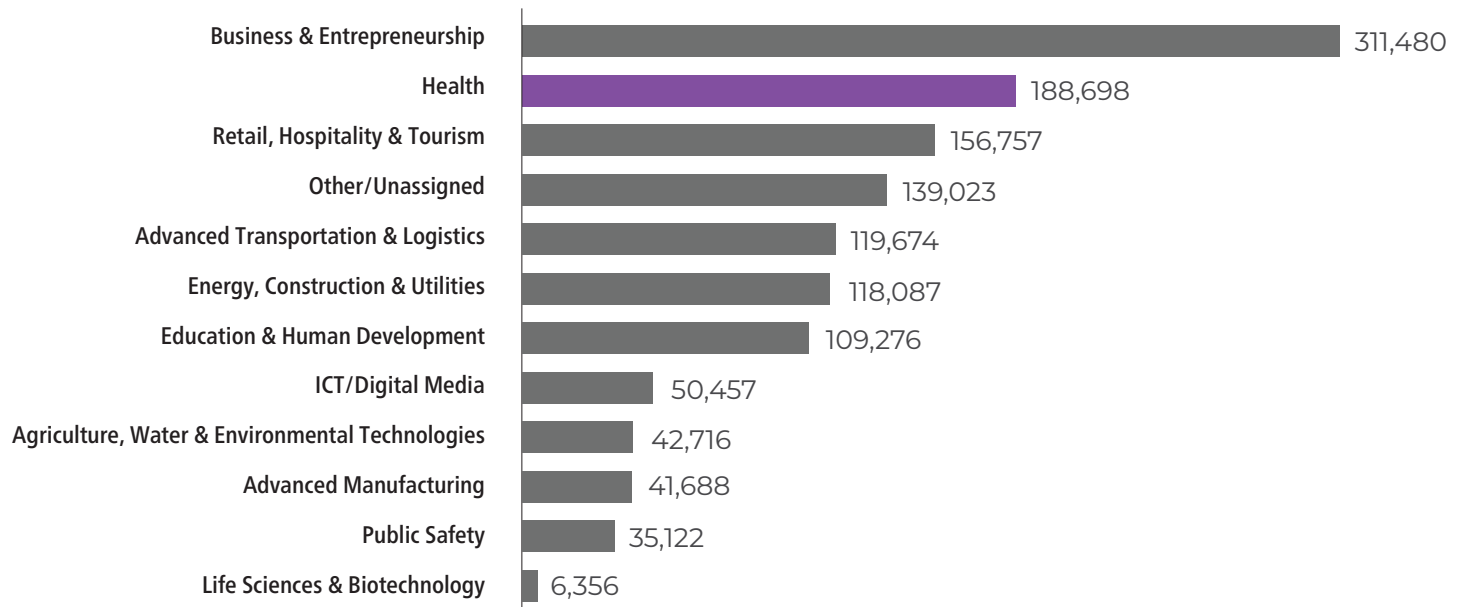
In the Greater Sacramento area, several major hospitals and medical centers are critical to the delivery of health care, including UC Davis Medical Center, Kaiser Permanente Medical Centers in Sacramento and Roseville, Sutter Medical Center in Roseville and Sacramento, and Dignity Health's six hospitals in Sacramento, Nevada, Yolo, and El Dorado counties.

Additionally, there are many major health systems supporting access to and the

provision of medical care, such as Dignity Health, Kaiser Permanente, Sutter Health, and UC Davis Health.

Those working in health care assist in the operation of hospitals, clinics, doctors' offices, out-patient care centers, dentist offices, home health care services, and rehabilitation services.

## 2024 Sector Employment



Note: The North subregion encompasses seven counties (El Dorado, Nevada, Placer, Sacramento, Sutter, Yolo, and Yuba) and eight community colleges (American River, Cosumnes River, Folsom Lake, Lake Tahoe, Sacramento City, Sierra, Woodland, and Yuba). The North Far North region spans 22 counties and 15 community colleges, stretching from the Greater Sacramento area, north to California's border with Oregon, and east to Nevada.

# Sector Highlights

188,698  
Jobs in 2024

213,958  
Projected Jobs in 2029

13%  
Projected Job Growth,  
2024-2029

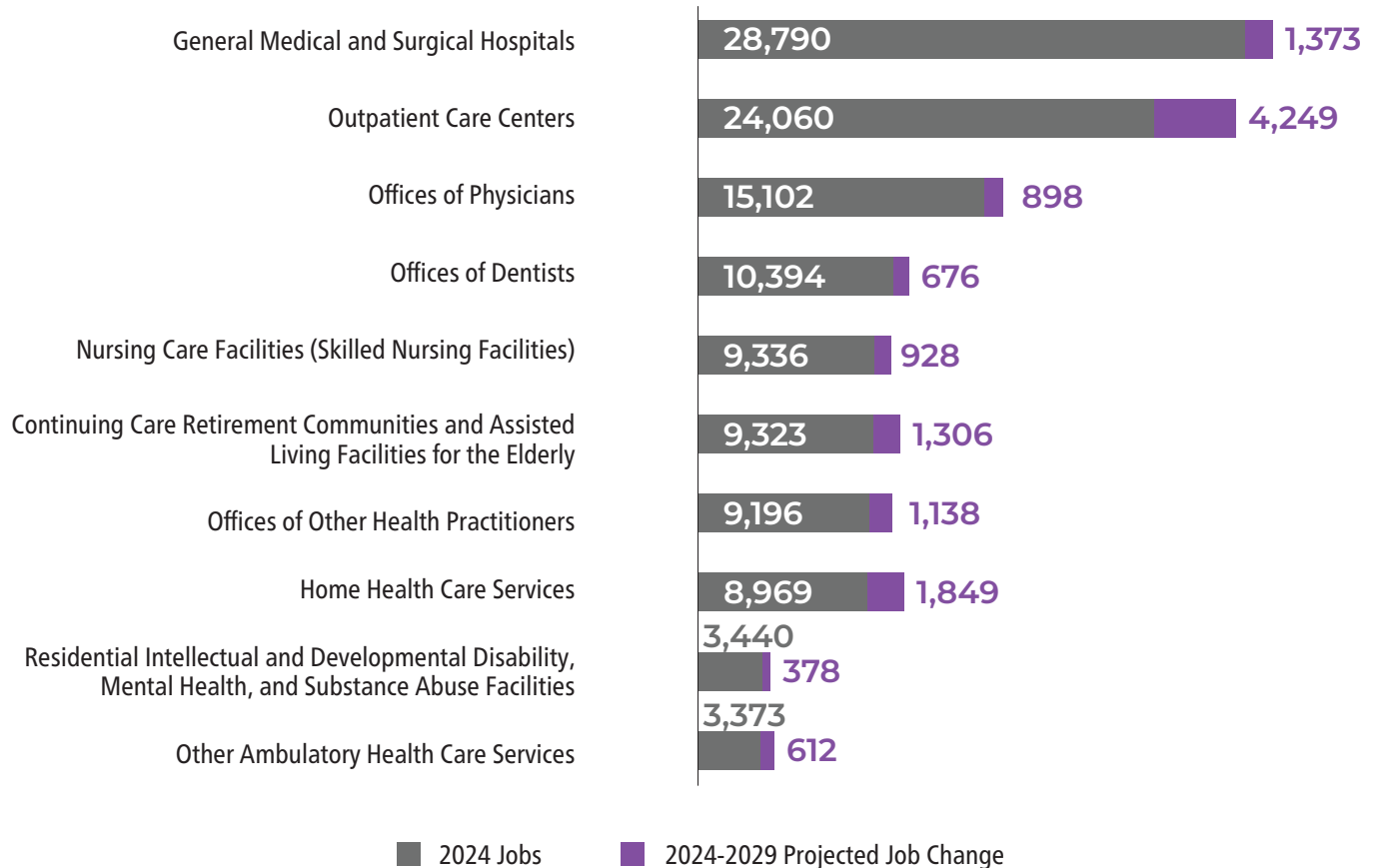
25,260  
New Jobs by 2029

6,128  
Businesses

14.3%  
% of Greater Sacramento  
Employment, 2024



## Employment by Subsector



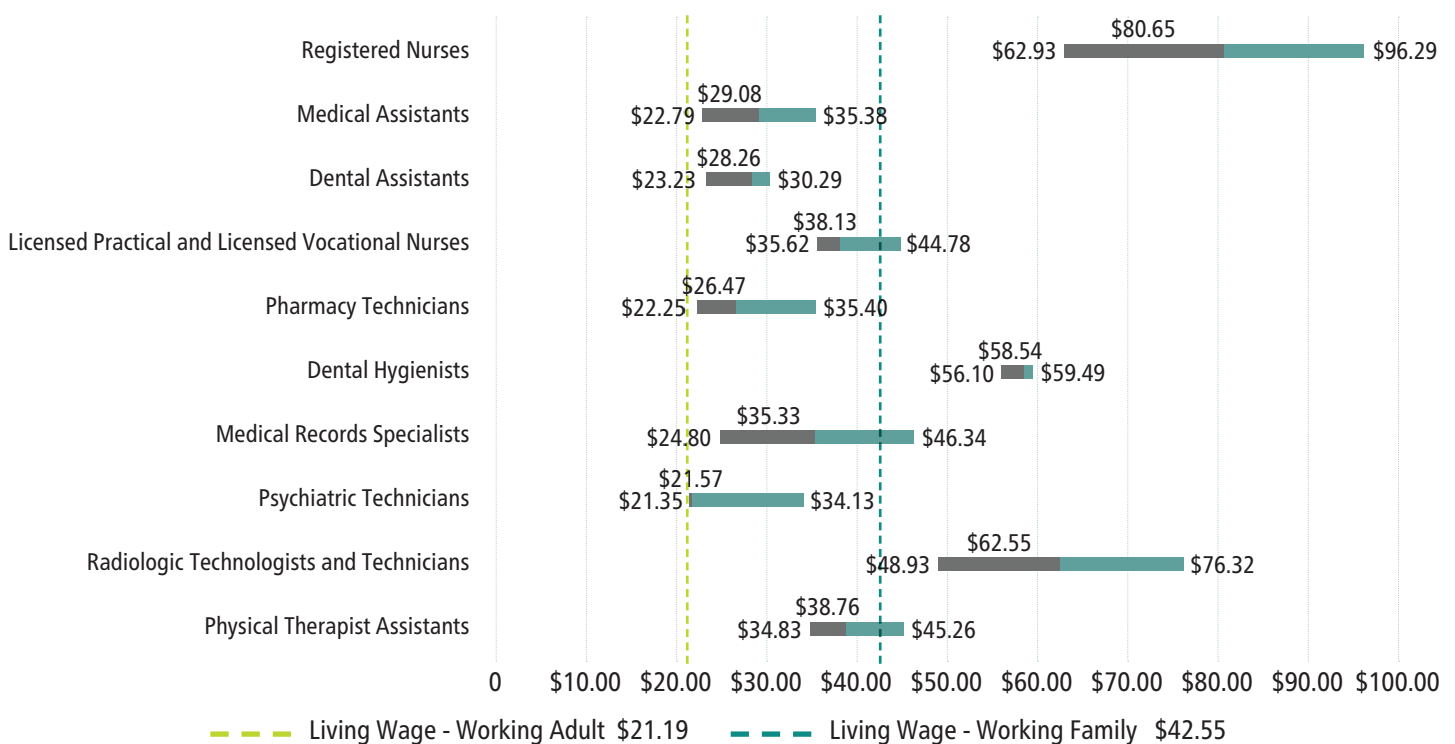
Note: The Health sector includes 31 distinct 6-digit NAICS codes. Contact the NFN COE for a complete listing of NAICS codes by sector.

# Top Occupations

Occupation	2024 Jobs	2024-2029 Projected Change	2024-2029 Average Annual Openings	Typical Entry-Level Education
Registered Nurses	25,924	9%	1,830	Bachelor's degree
Medical Assistants	8,541	12%	1,360	Postsecondary nondegree award
Dental Assistants	3,938	8%	599	Postsecondary nondegree award
Licensed Practical and Licensed Vocational Nurses	5,031	10%	515	Postsecondary nondegree award
Pharmacy Technicians	3,522	2%	344	High school diploma or equivalent
Dental Hygienists	2,399	8%	196	Associate degree
Medical Records Specialists	1,563	8%	132	Postsecondary nondegree award
Psychiatric Technicians	909	21%	120	Postsecondary nondegree award
Radiologic Technologists and Technicians	1,379	11%	105	Associate degree
Physical Therapist Assistants	528	17%	102	Associate degree

Note: Jobs for the above occupations may not solely exist in this sector and may be found in other sectors that require related services. Projected change includes new job growth and replacements. Occupations with significant annual openings, active training programs in the subregion, wages at or close to the living wage, and training beyond a high school diploma but short of a bachelor's degree were prioritized for inclusion in the top middle-skill occupations.

## Hourly Wages for Top Occupations



Note: The hourly wage ranges include the 25th percentile (entry-level), median, and 75th percentile (experienced) hourly earnings for workers employed in these occupations across the North (Greater Sacramento) subregion where the living wage in 2024 for a single working adult was \$21.19 and for a working family (defined as an adult and one infant) was \$42.55.



# Job Posting Trends

**Job posting trends examine all occupations assigned to the Health sector, regardless of skill or education level in the Far North subregion.**

Unique Online Job Postings

**42,780**

(18% of Region's Postings)

Median Advertised Hourly Salary

**\$41.71**

(Regional Average \$30.77)

Median Posting Duration

**25 days**

(Regional Average 25 Days)

Posting Intensity

**3:1**

(Regional Average 2:1)

Note: Job postings count the number of online job postings advertised in the 7-county North (Greater Sacramento) subregion between November 1, 2024 and October 31, 2025. COE has identified 97 occupations aligned with the Health sector, and those SOC codes were used to generate the list of aligned job postings. Contact the NFN COE for a complete listing of SOC codes by sector. Postings are limited to in-state employers and exclude staffing companies. Posting Intensity is the ratio of total job postings to unique (de-duplicated) job postings. Job posting results are weighted toward occupations with the most postings, influencing the frequency of results for employers, job titles, skills, work experience, and education.



# Top Employers

## Employers with the Most Postings

- |                        |  |
|------------------------|--|
| 1. CommonSpirit Health | 7. Blue Shield of California                     |
| 2. Sutter Health       | 8. Oakmont Senior Living                         |
| 3. UC Davis Health     | 9. EmpowerMe Wellness                            |
| 4. Kaiser Permanente   | 10. United States Department of Veterans Affairs |
| 5. Adventist Health    |  |
| 6. CVS Health          |  |

# Most In-Demand Skills

### Specialized Skills

- Nursing
- Medical Records
- Treatment Planning
- Medical Terminology
- Cardiopulmonary Resuscitation (CPR)

### Soft Skills

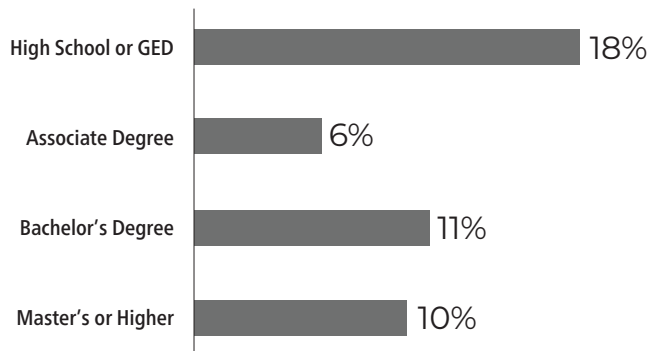
- Communication
- Management
- Customer Service
- Operations
- Coordinating

### Software and Technical Skills

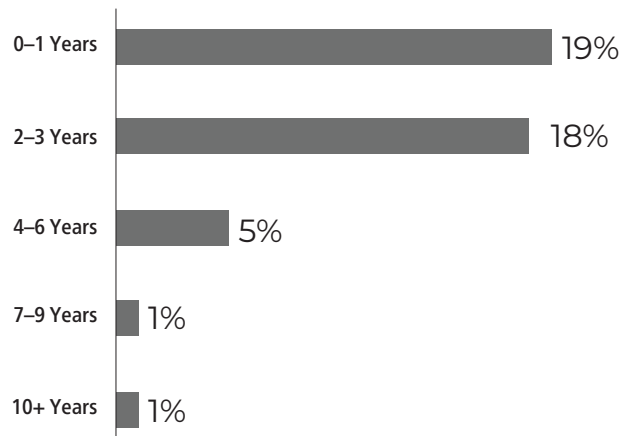
- Microsoft Office (Access, Excel, Outlook, PowerPoint, Word)
- Epic EMR
- Spreadsheets
- Dentrax
- Pyxis MedStation (Medication Dispensing Software)

# Education & Experience in Job Postings

## Employer-Preferred Education



## Employer-Preferred Work Experience



Note: The percentages might not equal 100% because not all employers include education or work experience in their job postings.

# COMMUNITY COLLEGE Training Programs



American River College	Cosumnes River College	Folsom Lake College	Lake Tahoe College	Sacramento City College	Sierra College	Woodland Community College	Yuba College
Chemical Dependency Studies	Allied Health: Pre-Health Occupations	Certified Nurse Assistant	Addiction Studies	Community Health Care Worker	Allied Health - General Option	Emergency Medical Technician	Chemical Dependency Counselor
Dietary Manager/ Dietary Services Supervisor	Chemical Dependency Studies	Computed Tomography	Dental Assisting and Radiology	Contact Lens Technician	Emergency Medical Sciences	Chemical Dependency Counselor	LVN to RN Career Mobility Program
Gerontology	Emergency Medical Technician	Magnetic Resonance Imaging	Medical Office Assistant: Administrative	Dental Assisting	Medical Assisting	Medical Office Specialist	Associate in Science Nursing (ASN)
Healthcare Interpreting	Health Information Coding Specialist	Medical Laboratory Technician	Nutrition and Dietetics	Dental Hygiene	Nutrition and Dietetics	Nutrition and Dietetics	Psychiatric Technician
Licensed Vocational Nurse (LVN)	Health Information Technology	Nutrition and Dietetics		Gerontology	Paramedicine		Radiologic Technology
LVN to RN Career Mobility	Medical Assisting	Nutrition Education		Healthcare Business	Registered Nursing		
Nutrition and Dietetics	Medical Assisting, Medical Insurance Billing	Pre-Health Occupations		LVN-RN Transition to Registered Nursing	Surgical Technologist		
Paramedic	Nutrition and Dietetics	Public Health		Nutrition and Dietetics	Health Science		
Registered Nursing	Pharmacy Technician	Health Professions, Transfer Core Curriculum		Occupational Therapy Assistant			
Respiratory Care	Regenerative Foodways			Optical Technician			
Speech-Language Pathology Assistant Program	Surgical Technology			Physical Therapist Assistant			
Pre-Health Occupations				Pre-Health Occupations			
				Registered Nursing			
				Vocational Nursing			

Note: Due to discrepancies in the California Community Colleges Curriculum Inventory (COCI) and how Taxonomy of Programs (TOP) codes are categorized by sector, this list may not include all related or currently available training programs.

This publication was supported through Strong Workforce Program (SWP) funding from the North Far North Regional Consortium and the California Community Colleges Chancellor's Office Economic and Workforce Development Grant. SWP is an initiative designed to expand career education (CE) programs offered by the California Community Colleges to supply a skilled workforce to California's employers. The North Far North Regional Consortium (NFNRC) is charged with coordinating the planning and implementation of CE programs among community colleges within the 22-county North Far North region, which includes the North (Greater Sacramento) and Far North subregions. The NFNRC has 12 sectors, which are listed in the chart on page 1. This sector profile summarizes key data about current and projected workforce demand, hourly wages, job postings, and community college programs to support the goals of SWP.



### Prepared by:

**Anna Hoehenrieder**, Research Analyst  
North Far North Center of Excellence for  
Labor Market Research

### Supported by:

**Ebony J. Benzing**, Co-Director  
North Far North Center of Excellence for  
Labor Market Research

### Editing by:

**Emma Shacochis** and **Lauren McSherry**,  
L.M. McSherry Consulting

### Graphic Design by:

**Jim Schneider**, Right Angle Design



All representations included in this report have been produced from primary research and/or secondary review of publicly and/or privately available data and/or research reports. Efforts have been made to qualify and validate the accuracy of the data and the reported findings; however, the Centers of Excellence, COE host district, and the California Community Colleges Chancellor's Office are not responsible for applications or decisions made by recipient community colleges or their representatives based upon components or recommendations contained in this study.

© 2026 California Community Colleges Chancellor's Office, Centers of Excellence for Labor Market Research, Economic and Workforce Development Program

#### Sources

- Lightcast 2025.4 - QCEW Employees, Non-QCEW Employees, and Self-Employed
- Centers of Excellence for Labor Market Research Occupation Crosswalk
- California Community Colleges Chancellor's Office Data Mart
- California Community Colleges Curriculum Inventory (COCI)

