



Public Safety



Far North Career & Training Pathways Profile

2026

Five-Year Outlook

4% sector growth

1,300+ annual job openings

2.8% of the Far North's jobs



FOR LABOR MARKET RESEARCH
NORTH FAR NORTH

POWERED BY



California
Community
Colleges

Introduction

Public Safety careers can be a good fit for students who are interested in legal processes, criminal investigations, or emergency management.

Within the Public Safety sector, areas of specialization include:

- Law enforcement
- Fire prevention and protection, including wildland firefighting
- Emergency medical services
- Administration of justice

In the Far North, there are many different local, state, and federal agencies that offer careers in Public Safety. These include municipal police departments and fire departments, and state entities like Cal Fire and California Highway Patrol. Many different agencies employ emergency and disaster response teams.

Agencies tasked with criminal justice and rehabilitation include correctional facilities, probation and parole offices, and jails.

As the Far North is home to the High Desert State Prison in Lassen County and Pelican

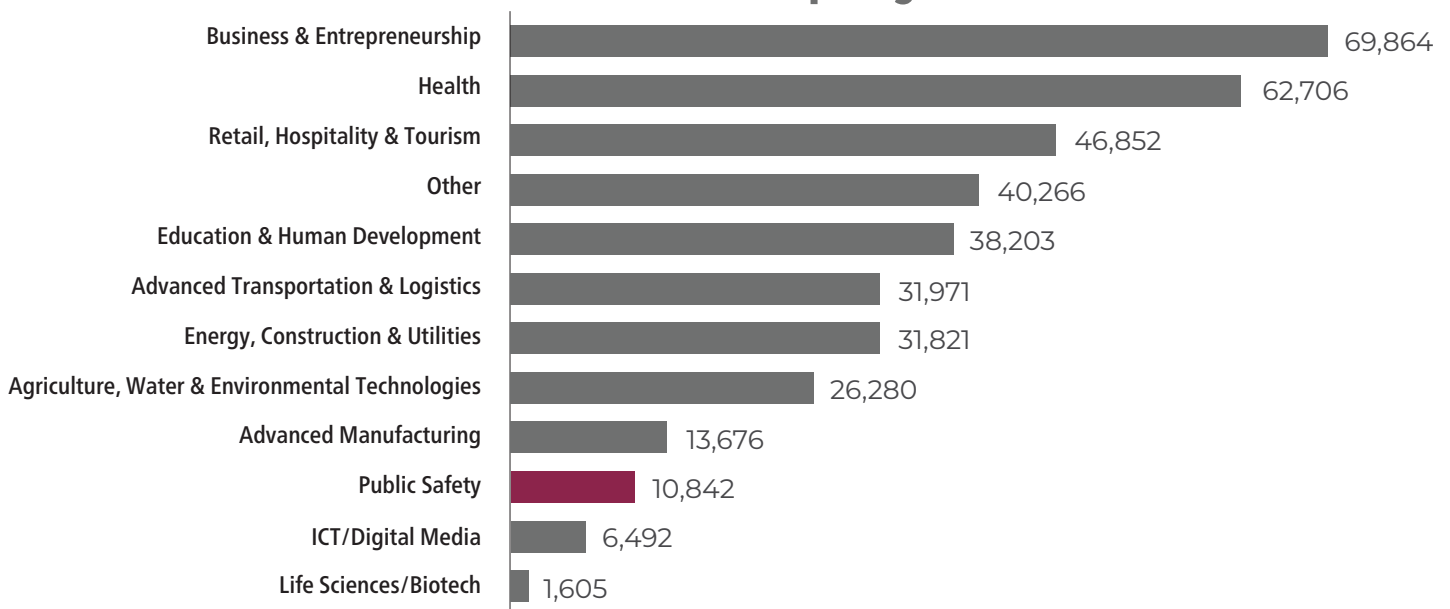


Bay Prison in Del Norte County, employment opportunities also exist for bailiffs, correctional officers, and parole agents.

For those considering careers in fire safety, Shasta College is home to Cal Fire's Redding Training Center, which opened in 2023 with the goal of addressing increased demand for firefighters in the region and subregion.

Careers in this sector offer an opportunity for serving local communities, strong job stability, and advancement opportunities.

2024 Sector Employment



Note: The Far North subregion encompasses 15 counties (Butte, Colusa, Del Norte, Glenn, Humboldt, Lake, Lassen, Mendocino, Modoc, Plumas, Shasta, Sierra, Siskiyou, Tehama, and Trinity) and seven community colleges (Butte, Feather River, Lassen, Mendocino, Redwoods, Shasta, and Siskiyou). The North Far North region spans 22 counties and 15 community colleges, stretching from the Greater Sacramento area, north to California's border with Oregon, and east to Nevada.

Sector Highlights

10,842
Jobs in 2024

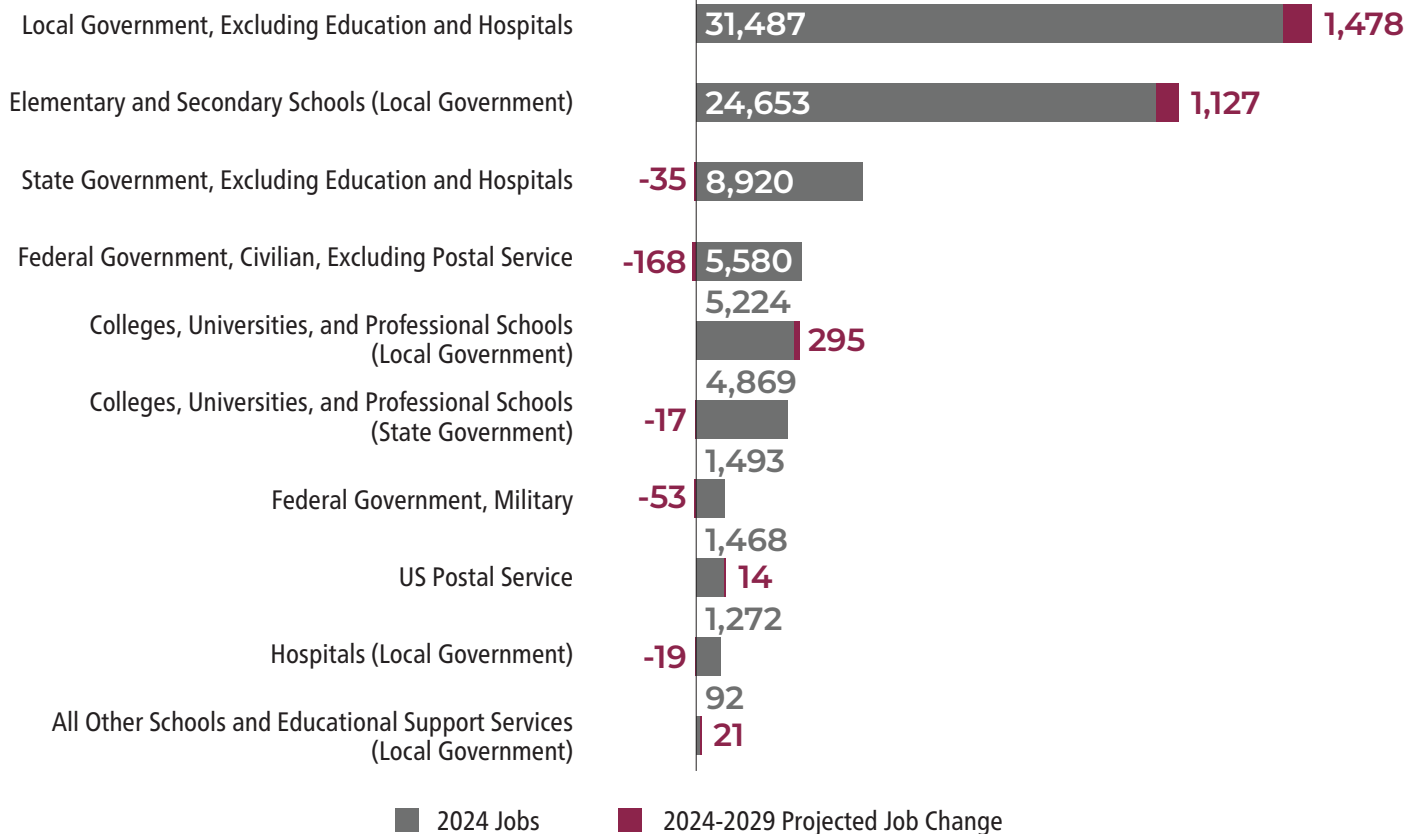
11,225
Projected Jobs in 2029

4%
Projected Job Growth,
2024-2029

383
New Jobs by 2029

2.8%
% of Far North
Employment, 2024

Employment by Subsector



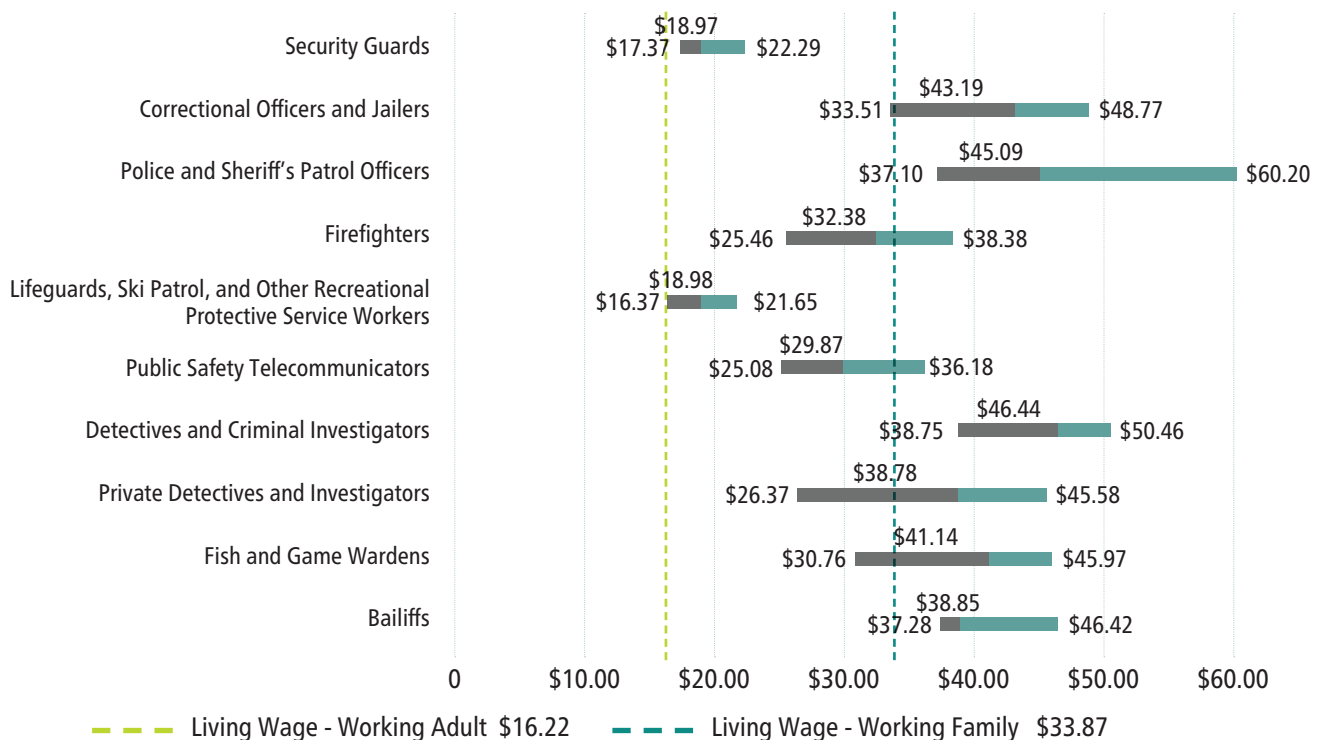
Note: The Public Safety sector includes 13 distinct 6-digit NAICS codes. Contact the NFN COE for a complete listing of NAICS codes by sector.

Top Occupations

Occupation	2024 Jobs	2024-2029 Projected Change	2024-2029 Average Annual Openings	Typical Entry-Level Education
Security Guards	1,779	4%	250	High school diploma or equivalent
Correctional Officers and Jailers	2,355	-3%	214	High school diploma or equivalent
Police and Sheriff's Patrol Officers	1,831	7%	169	High school diploma or equivalent
Firefighters	1,253	6%	111	Postsecondary nondegree award
Lifeguards, Ski Patrol, and Other Recreational Protective Service Workers	301	7%	95	No formal educational credential
Public Safety Telecommunicators	446	6%	54	High school diploma or equivalent
Detectives and Criminal Investigators	145	10%	14	High school diploma or equivalent
Private Detectives and Investigators	110	0%	10	High school diploma or equivalent
Fish and Game Wardens	51	0%	5	Bachelor's degree
Bailiffs	39	1%	5	High school diploma or equivalent

Note: Jobs for the above occupations may not solely exist in this sector and may be found in other sectors that require related services. Projected change includes new job growth and replacements. Occupations with significant annual openings, active training programs in the subregion, wages at or close to the living wage, and training beyond a high school diploma but short of a bachelor's degree were prioritized for inclusion in the top middle-skill occupations.

Hourly Wages for Top Occupations



Note: The hourly wage ranges include the 25th percentile (entry-level), median, and 75th percentile (experienced) hourly earnings for workers employed in these occupations across the Far North subregion where the living wage in 2024 for a single working adult was \$16.22 and for a working family (defined as an adult and one infant) was \$33.87.



Job Posting Trends

Job posting trends examine all occupations assigned to the Public Safety sector, regardless of skill or education level in the Far North subregion.

Unique Online Job Postings

1,012

(2% of Region's Postings)

Median Advertised Hourly Salary

\$29.17

(Regional Average \$29.05)

Median Posting Duration

25 days

(Regional Average 23 Days)

Posting Intensity

2:1

(Regional Average 2:1)

Note: Job postings count the number of online job postings advertised in the 15-county Far North subregion between November 1, 2024 and October 31, 2025. COE has identified 27 occupations aligned with the Public Safety sector, and those SOC codes were used to generate the list of aligned job postings. Contact the NFN COE for a complete listing of SOC codes by sector. Postings are limited to in-state employers and exclude staffing companies. Posting Intensity is the ratio of total job postings to unique (de-duplicated) job postings. Job posting results are weighted toward occupations with the most postings, influencing the frequency of results for employers, job titles, skills, work experience, and education.



Top Employers

Employers with the Most Postings

- | | |
|--|---|
| 1. State of California | 6. Butte County |
| 2. United States Department of Homeland Security | 7. United States Department of the Interior |
| 3. California Highway Patrol | 8. Tehama County |
| 4. Securitas | 9. Ross Stores |
| 5. American Security Programs | 10. County of Siskiyou |

Most In-Demand Skills

Specialized Skills

- Law Enforcement
- Criminal Corrections
- Emergency Medical Services
- Patrolling
- Contraband Detection and Control

Soft Skills

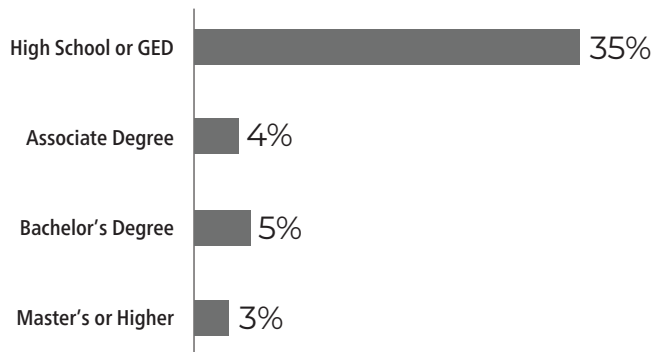
- Communication
- Investigation
- Management
- Customer Service
- Operations

Software and Technical Skills

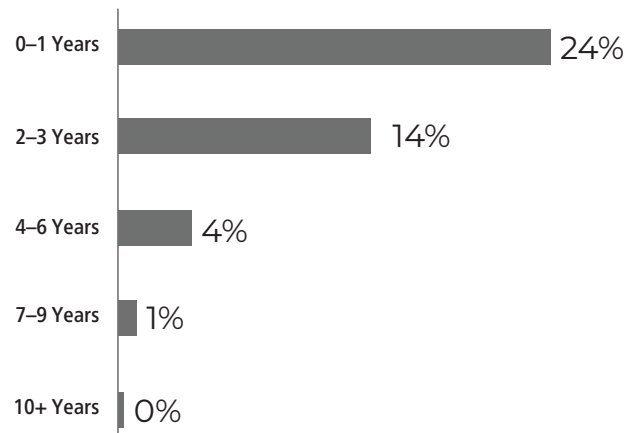
- Microsoft Office (Excel, Outlook, Word)
- Spreadsheets
- Google Workspace

Education & Experience in Job Postings

Employer-Preferred Education



Employer-Preferred Work Experience



The percentages might not equal 100% because not all employers include education or work experience in their job postings.

COMMUNITY COLLEGE Training Programs



Butte	Feather River	Lassen	Mendocino	Redwoods	Shasta	Siskiyou
Administration of Justice	Administration of Justice	Administration of Justice	Administration of Justice	Administration of Justice	Administration of Justice	Administration of Justice
Court Personnel/ Pre-law	Fire and Fuels Technician	Fire Technology - Basic Wildland Firefighter	Fire Science	Basic Law Enforcement Academy	Fire Technology	Fire/Emergency Response Technology
Criminal Justice	Forensic Crime Scene Investigation	Cal Fire Academy		Police Science	Firefighter	Firefighter Academy
Fire Technology					Fire Investigation	Firefighting
Firefighter Academy					Wildland Fire Behavior	Law Enforcement Academy Training
Law Enforcement Academy - Basic/ Fish and Wildlife Emphasis						
Law Enforcement Academy - Basic						

Note: Due to discrepancies in the California Community Colleges Curriculum Inventory (COCI) and how Taxonomy of Programs (TOP) codes are categorized by sector, this list may not include all related or currently available training programs.



This publication was supported through Strong Workforce Program (SWP) funding from the North Far North Regional Consortium and the California Community Colleges Chancellor's Office Economic and Workforce Development Grant. SWP is an initiative designed to expand career education (CE) programs offered by the California Community Colleges to supply a skilled workforce to California's employers. The North Far North Regional Consortium (NFNRC) is charged with coordinating the planning and implementation of CE programs among community colleges within the 22-county North Far North region, which includes the North (Greater Sacramento) and Far North subregions. The NFNRC has 12 sectors, which are listed in the chart on page 1. This sector profile summarizes key data about current and projected workforce demand, hourly wages, job postings, and community college programs to support the goals of SWP.



Prepared by:

Anna Hoehenrieder, Research Analyst
North Far North Center of Excellence for
Labor Market Research

Supported by:

Sara Phillips, Co-Director
North Far North Center of Excellence for
Labor Market Research

Editing by:

Emma Shacochis and **Lauren McSherry**,
L.M. McSherry Consulting

Graphic Design by:

Jim Schneider, Right Angle Design



All representations included in this report have been produced from primary research and/or secondary review of publicly and/or privately available data and/or research reports. Efforts have been made to qualify and validate the accuracy of the data and the reported findings; however, the Centers of Excellence, COE host district, and the California Community Colleges Chancellor's Office are not responsible for applications or decisions made by recipient community colleges or their representatives based upon components or recommendations contained in this study.

© 2026 California Community Colleges Chancellor's Office, Centers of Excellence for Labor Market Research, Economic and Workforce Development Program

Sources

- Lightcast 2025.4 - QCEW Employees, Non-QCEW Employees, and Self-Employed
- Centers of Excellence for Labor Market Research Occupation Crosswalk
- California Community Colleges Chancellor's Office Data Mart
- California Community Colleges Curriculum Inventory (COCI)

