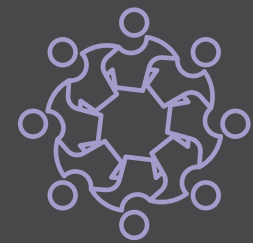




Other/Unassigned Occupations



Far North
Career & Training Pathways Profile

2026

Five-Year Outlook

5,500+ annual job openings

10.6% of the Far North's jobs



FOR LABOR MARKET RESEARCH
NORTH FAR NORTH

POWERED BY



California
Community
Colleges

Introduction



This profile is intended to highlight other/unassigned occupations that do not easily align with the sectors identified by the California Community Colleges Chancellor's Office.

Other/Unassigned occupations are typically not included in traditional labor market analyses released by the Centers of Excellence; however, they still contribute substantially to the labor market in the overall region, and many community colleges in the Far North subregion provide academic programs that train for them.

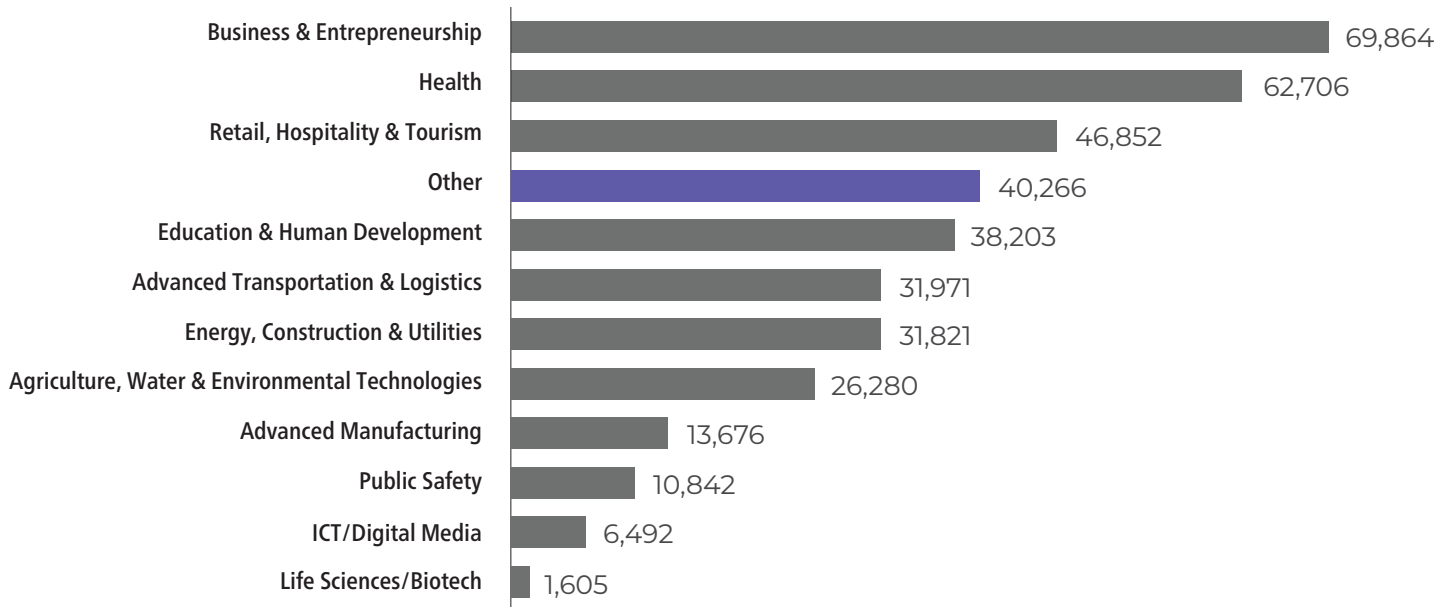
Several of these occupations are associated with the justice system, with employment demand for court, municipal, and license clerks; paralegals and legal assistants; and legal secretaries and administrative assistants.

Other occupations are generally employed by local, state, or federal governmental agencies, such as interviewers for loans and government

program eligibility; interpreters and translators; and social science research assistants.

Some Other/Unassigned careers are associated with the fine arts, such as musicians, singers, and dancers, while others specialize in guiding physical fitness activities and assisting with health goals, such as exercise trainers and group fitness instructors.

2024 Sector Employment



Note: The Far North subregion encompasses 15 counties (Butte, Colusa, Del Norte, Glenn, Humboldt, Lake, Lassen, Mendocino, Modoc, Plumas, Shasta, Sierra, Siskiyou, Tehama, and Trinity) and seven community colleges (Butte, Feather River, Lassen, Mendocino, Redwoods, Shasta, and Siskiyou). The North Far North region spans 22 counties and 15 community colleges, stretching from the Greater Sacramento area, north to California's border with Oregon, and east to Nevada.

Sector Highlights

40,266
Jobs in 2024

40,213
Projected Jobs in 2029

4%
Projected Job Growth,
2024-2029

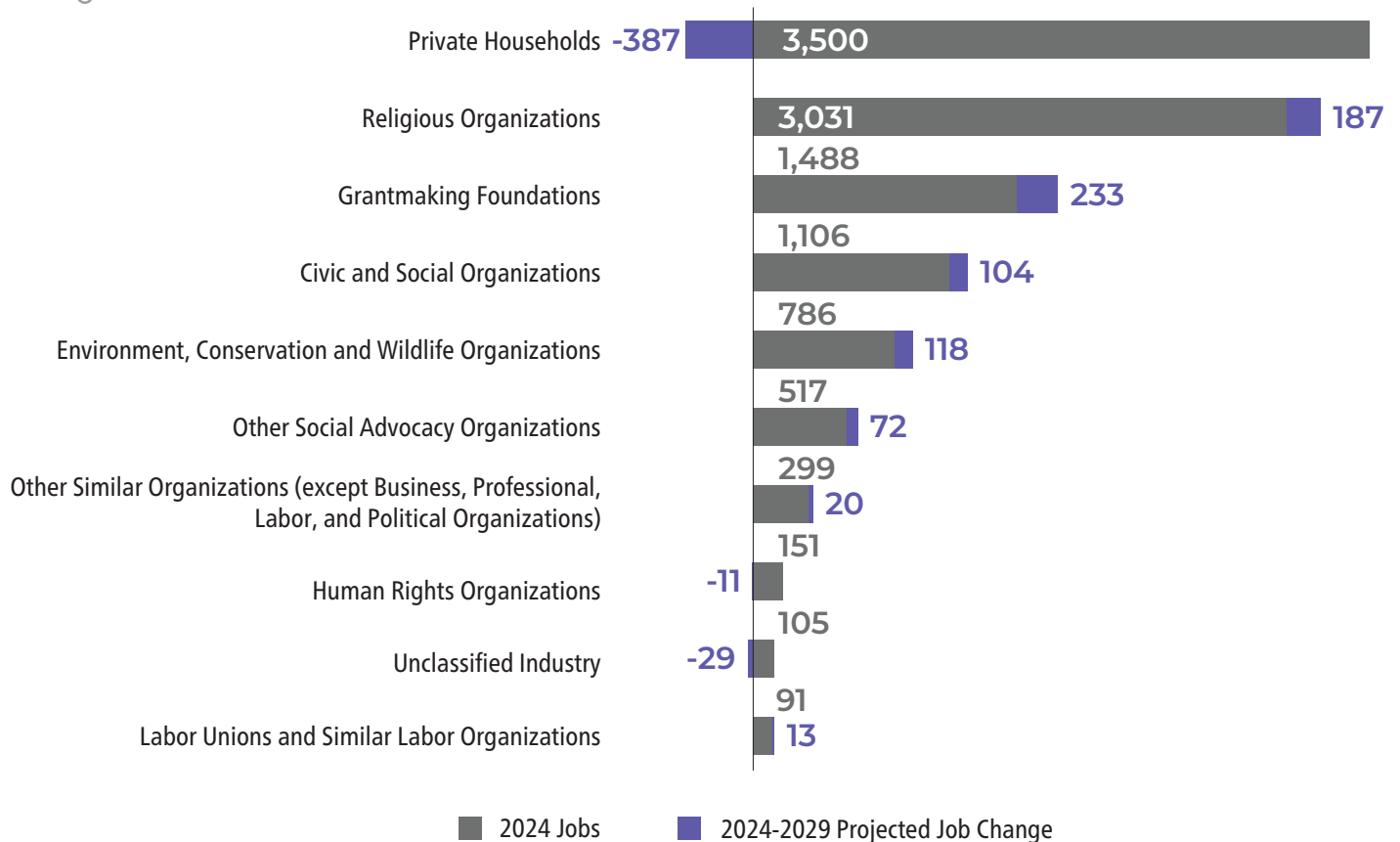
53
Jobs Lost by 2029

751
Businesses

10.6%
% of Far North
Employment, 2024



Employment by Subsector



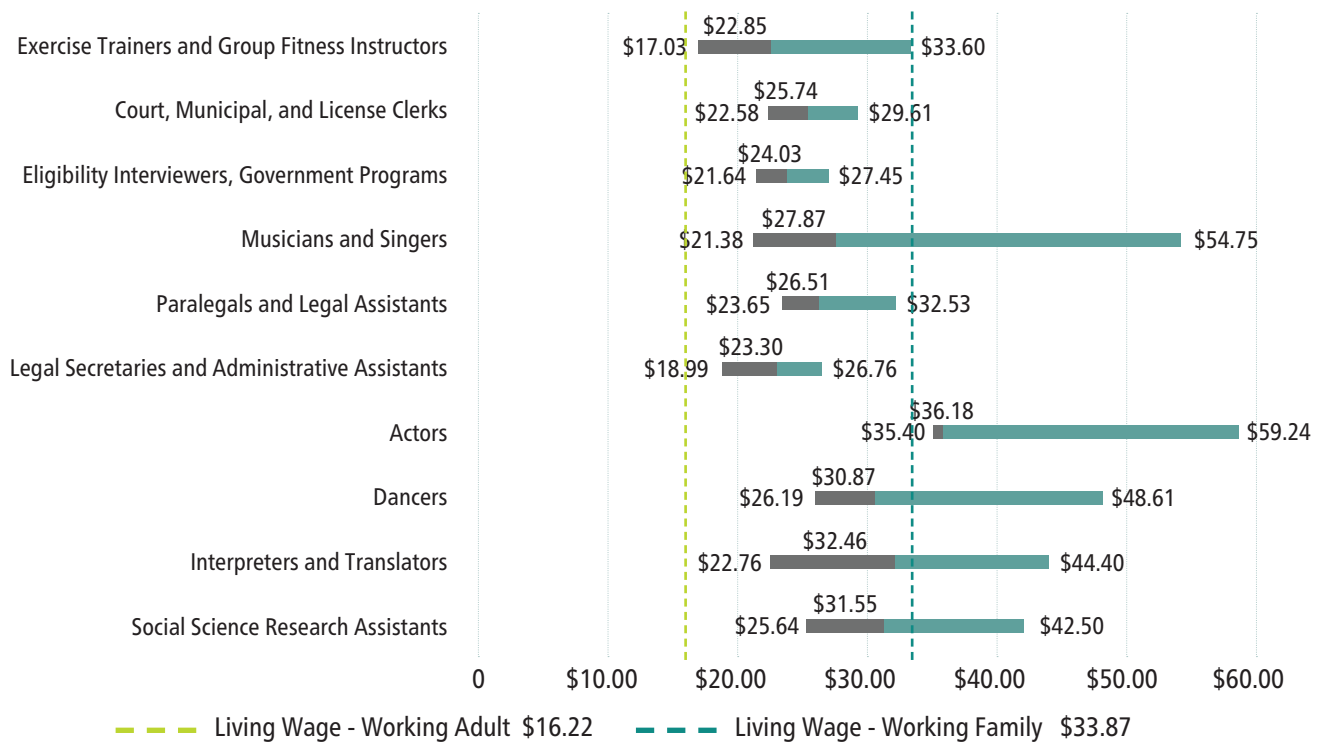
Note: There are 14 distinct 6-digit NAICS codes that are not assigned to the 11 priority sectors. Contact the NFN COE for a complete listing of NAICS codes by sector.

Top Occupations

Occupation	2024 Jobs	2024-2029 Projected Change	2024-2029 Average Annual Openings	Typical Entry-Level Education
Exercise Trainers and Group Fitness Instructors	847	6%	172	High school diploma or equivalent
Court, Municipal, and License Clerks	583	6%	67	High school diploma or equivalent
Eligibility Interviewers, Government Programs	573	4%	57	High school diploma or equivalent
Musicians and Singers	388	9%	55	No formal educational credential
Paralegals and Legal Assistants	454	-3%	46	Associate degree
Legal Secretaries and Administrative Assistants	275	-9%	34	High school diploma or equivalent
Actors	250	1%	28	Some college, no degree
Dancers	111	-10%	17	No formal educational credential
Interpreters and Translators	111	-1%	11	Bachelor's degree
Social Science Research Assistants	61	1%	8	Bachelor's degree

Note: Jobs for the above occupations may not solely exist in this sector and may be found in other sectors that require related services. Projected change includes new job growth and replacements. Occupations with significant annual openings, active training programs in the subregion, wages at or close to the living wage, and training beyond a high school diploma but short of a bachelor's degree were prioritized for inclusion in the top middle-skill occupations.

Hourly Wages for Top Occupations



Note: The hourly wage ranges include the 25th percentile (entry-level), median, and 75th percentile (experienced) hourly earnings for workers employed in these occupations across the Far North subregion where the living wage in 2024 for a single working adult was \$16.22 and for a working family (defined as an adult and one infant) was \$33.87.



Job Posting Trends

Job posting trends examine all occupations not aligned with any other sector, regardless of skill or education level in the Far North subregion.

Unique Online Job Postings

4,249

(8% of Region's Postings)

Median Advertised Hourly Salary

\$23.51

(Regional Average \$29.05)

Median Posting Duration

23 days

(Regional Average 23 Days)

Posting Intensity

2:1

(Regional Average 2:1)

Note: Job postings count the number of online job postings advertised in the 15-county Far North subregion between November 1, 2024 and October 31, 2025. COE has identified 109 occupations not aligned with any other sector, and those SOC codes were used to generate the list of aligned job postings. Contact the NFN COE for a complete listing of SOC codes by sector. Postings are limited to in-state employers and exclude staffing companies. Posting Intensity is the ratio of total job postings to unique (de-duplicated) job postings. Job posting results are weighted toward occupations with the most postings, influencing the frequency of results for employers, job titles, skills, work experience, and education.

Top Employers

Employers with the Most Postings

- | | |
|--------------------------------------|------------------------------------|
| 1. United States Postal Service | 6. Tehama County |
| 2. Walmart | 7. TravelCenters of America |
| 3. Shasta Union High School District | 8. Gateway Unified School District |
| 4. Mendocino County Sheriff's Office | 9. CommonSpirit Health |
| 5. State of California | 10. County of Siskiyou |



Most In-Demand Skills

Specialized Skills

- Housekeeping
- Mopping
- Selling Techniques
- Auditing
- Mail Sorting

Soft Skills

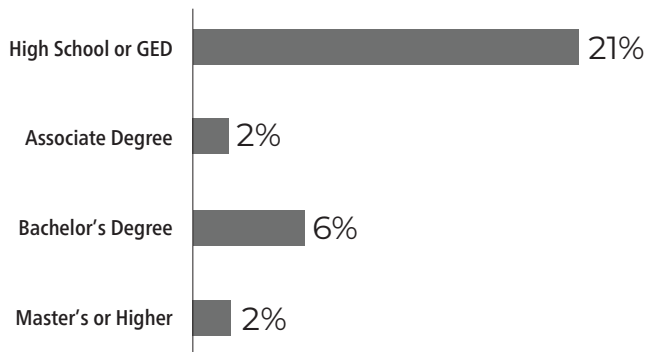
- Customer Service
- Communication
- Operations
- Management
- Cleanliness

Software and Technical Skills

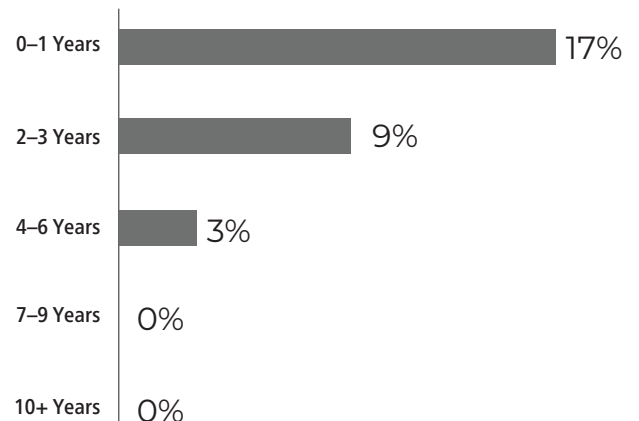
- Microsoft Office (Excel, Outlook, Word, PowerPoint)
- Spreadsheets
- Web Browsers
- Zoom
- ArcGIS

Education & Experience in Job Postings

Employer-Preferred Education



Employer-Preferred Work Experience



The percentages might not equal 100% because not all employers include education or work experience in their job postings.

COMMUNITY COLLEGE Training Programs



Butte*	Feather River*	Lassen	Mendocino	Redwoods	Shasta	Siskiyou
		Social Work and Human Services	Human Service Worker	Personal Wellness Trainer	Case Management	Alcohol and Drug/Human Services
			Technical Theatre			

* This/these college(s) do not offer programs related to the sector.

Note: Due to discrepancies in the California Community Colleges Curriculum Inventory (COCI) and how Taxonomy of Programs (TOP) codes are categorized by sector, this list may not include all related or currently available training programs.



This publication was supported through Strong Workforce Program (SWP) funding from the North Far North Regional Consortium and the California Community Colleges Chancellor's Office Economic and Workforce Development Grant. SWP is an initiative designed to expand career education (CE) programs offered by the California Community Colleges to supply a skilled workforce to California's employers. The North Far North Regional Consortium (NFNRC) is charged with coordinating the planning and implementation of CE programs among community colleges within the 22-county North Far North region, which includes the North (Greater Sacramento) and Far North subregions. The NFNRC has 12 sectors, which are listed in the chart on page 1. This sector profile summarizes key data about current and projected workforce demand, hourly wages, job postings, and community college programs to support the goals of SWP.



Prepared by:

Anna Hoehenrieder, Research Analyst
North Far North Center of Excellence for
Labor Market Research

Supported by:

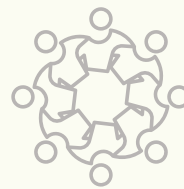
Sara Phillips, Co-Director
North Far North Center of Excellence for
Labor Market Research

Editing by:

Emma Shacochis and **Lauren McSherry**,
L.M. McSherry Consulting

Graphic Design by:

Jim Schneider, Right Angle Design



All representations included in this report have been produced from primary research and/or secondary review of publicly and/or privately available data and/or research reports. Efforts have been made to qualify and validate the accuracy of the data and the reported findings; however, the Centers of Excellence, COE host district, and the California Community Colleges Chancellor's Office are not responsible for applications or decisions made by recipient community colleges or their representatives based upon components or recommendations contained in this study.

© 2026 California Community Colleges Chancellor's Office, Centers of Excellence for Labor Market Research, Economic and Workforce Development Program

Sources

- Lightcast 2025.4 - QCEW Employees, Non-QCEW Employees, and Self-Employed
- Centers of Excellence for Labor Market Research Occupation Crosswalk
- California Community Colleges Chancellor's Office Data Mart
- California Community Colleges Curriculum Inventory (COCI)

