




Advanced Transportation and Logistics



2026

Far North Career & Training Pathways Profile

Five-Year Outlook

3% sector growth

3,900+ annual job openings

8.4% of the Far North's jobs



POWERED BY



Introduction

The Advanced Transportation and Logistics sector encompasses supply chain processes and the innovative transportation technology needed for the movement of goods and people.

Within logistics, these technologies can involve automation, robotics, and advanced data analytics. In the area of transportation, these technologies can be applied to many modes of transportation, such as land, air, and sea, and include vehicles that rely on clean and alternative energy.

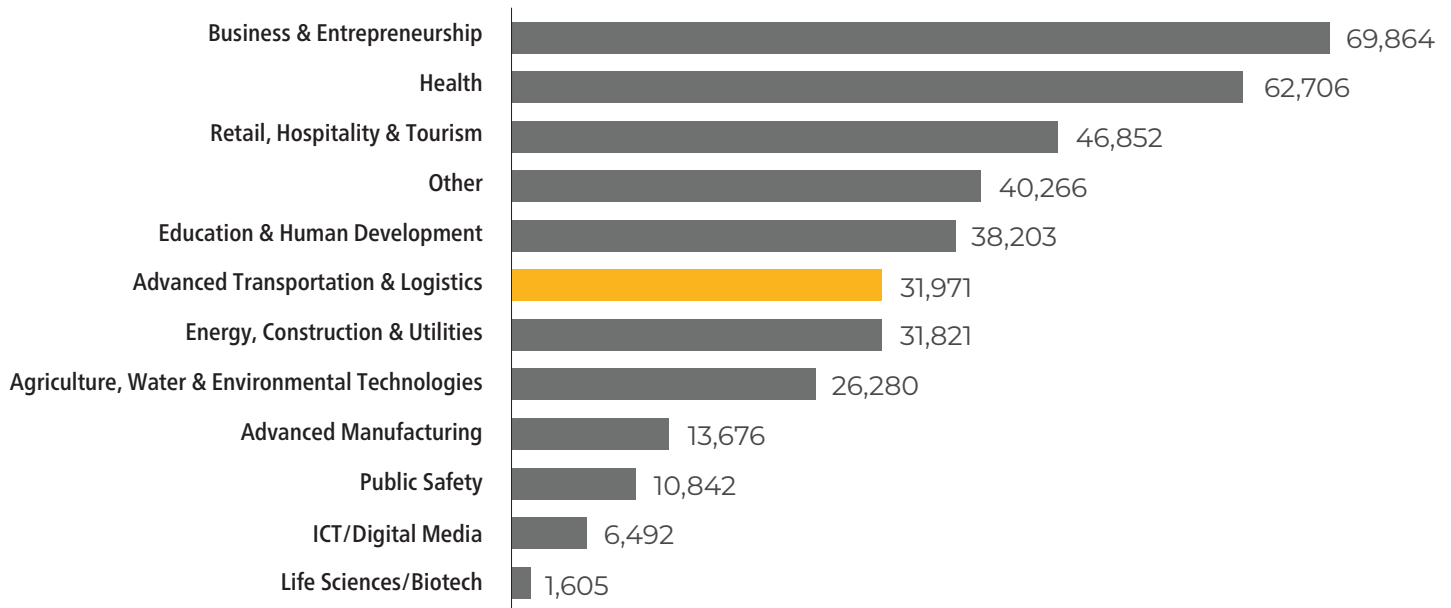
This sector includes careers in operating and repairing hybrid and electric vehicles, implementing alternative fueling stations, and automating cargo handling at ports, warehouses, and other logistics hubs.

Trends impacting the sector are the accelerated adoption of automation, robotics, and other technological innovations.



A key regional logistics asset is the Port of Humboldt Bay, which serves an important role in the region for exporting locally produced forest products and receiving imports from trade partners in Japan, China, and Taiwan.

2024 Sector Employment



Note: The Far North subregion encompasses 15 counties (Butte, Colusa, Del Norte, Glenn, Humboldt, Lake, Lassen, Mendocino, Modoc, Plumas, Shasta, Sierra, Siskiyou, Tehama, and Trinity) and seven community colleges (Butte, Feather River, Lassen, Mendocino, Redwoods, Shasta, and Siskiyou). The North Far North region spans 22 counties and 15 community colleges, stretching from the Greater Sacramento area, north to California's border with Oregon, and east to Nevada.

Sector Highlights

31,971
Jobs in 2024

32,932
Projected Jobs in 2029

3%
Projected Job Growth,
2024-2029

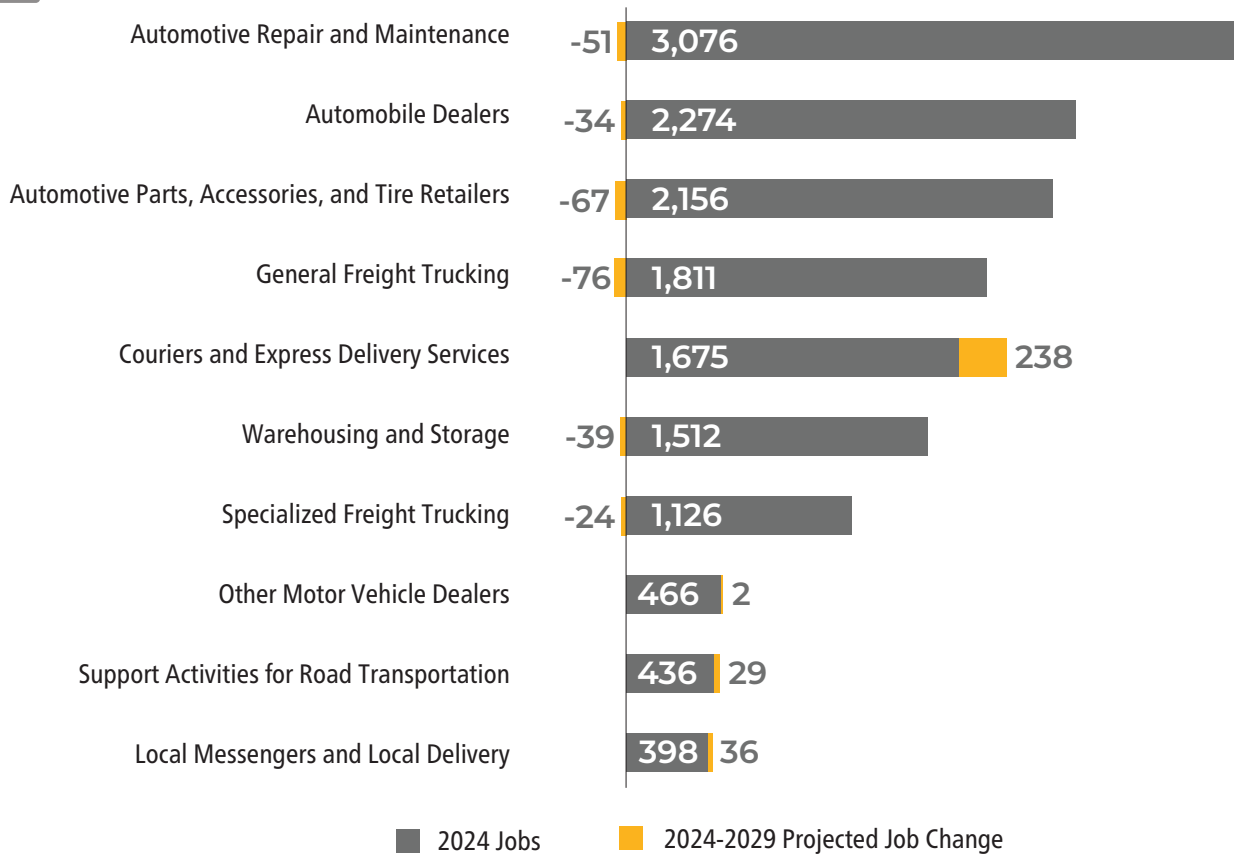
961
New Jobs by 2029

1,590
Businesses

8.4%
% of Far North
Employment, 2024



Employment by Subsector



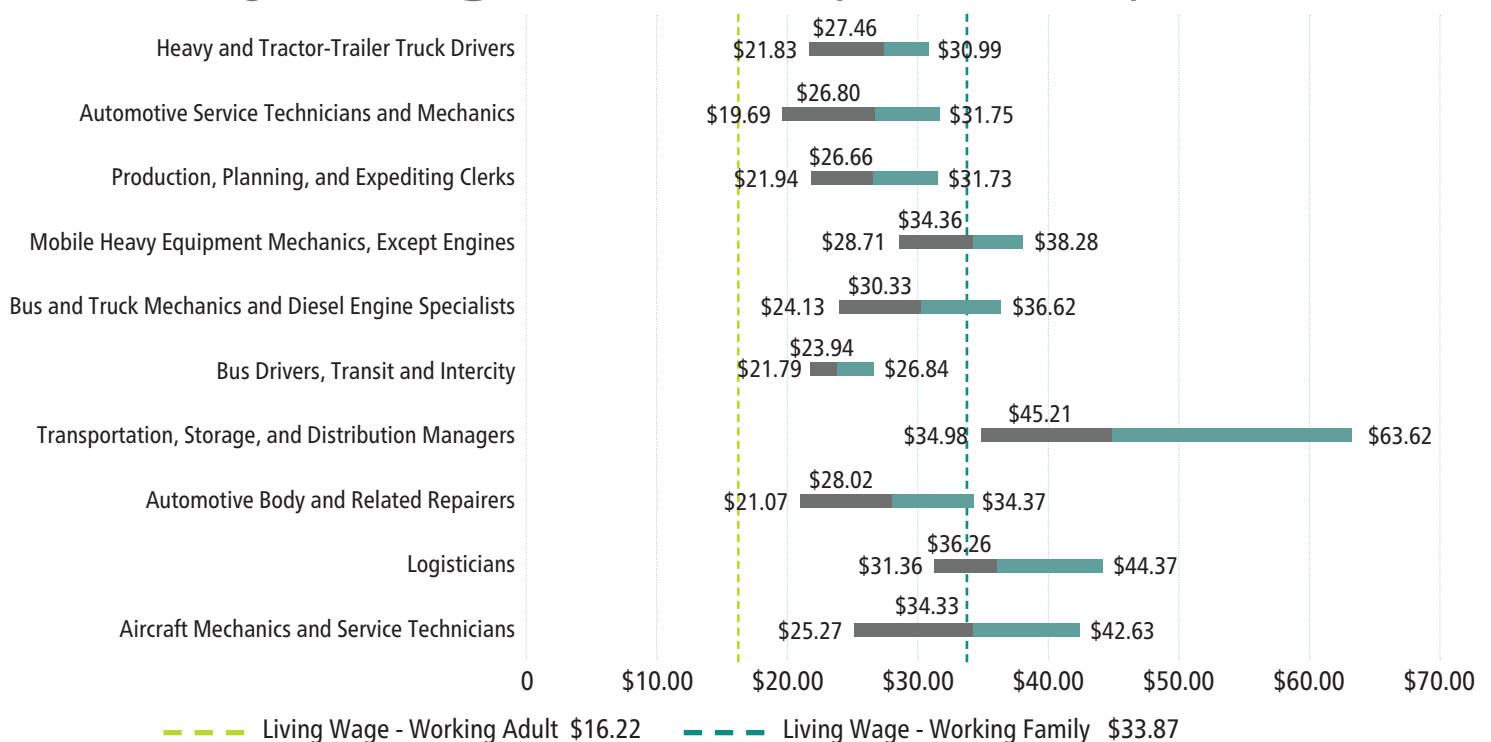
Note: The Advanced Transportation and Logistics sector includes 69 distinct 6-digit NAICS codes. Contact the NFN COE for a complete listing of NAICS codes by sector.

Top Occupations

Occupation	2024 Jobs	2024-2029 Projected Change	2024-2029 Average Annual Openings	Typical Entry-Level Education
Heavy and Tractor-Trailer Truck Drivers	4,664	2%	519	Postsecondary nondegree award
Automotive Service Technicians and Mechanics	1,733	-2%	149	Postsecondary nondegree award
Production, Planning, and Expediting Clerks	578	6%	65	High school diploma or equivalent
Mobile Heavy Equipment Mechanics, Except Engines	559	4%	51	High school diploma or equivalent
Bus and Truck Mechanics and Diesel Engine Specialists	574	2%	51	High school diploma or equivalent
Bus Drivers, Transit and Intercity	226	13%	35	High school diploma or equivalent
Transportation, Storage, and Distribution Managers	376	3%	33	High school diploma or equivalent
Automotive Body and Related Repairers	345	-1%	30	High school diploma or equivalent
Logisticians	231	10%	25	Bachelor's degree
Aircraft Mechanics and Service Technicians	196	5%	18	Postsecondary nondegree award

Note: Jobs for the above occupations may not solely exist in this sector and may be found in other sectors that require related services. Projected change includes new job growth and replacements. Occupations with significant annual openings, active training programs in the subregion, wages at or close to the living wage, and training beyond a high school diploma but short of a bachelor's degree were prioritized for inclusion in the top middle-skill occupations.

Hourly Wages for Top Occupations



Note: The hourly wage ranges include the 25th percentile (entry-level), median, and 75th percentile (experienced) hourly earnings for workers employed in these occupations across the Far North subregion where the living wage in 2024 for a single working adult was \$16.22 and for a working family (defined as an adult and one infant) was \$33.87.



Job Posting Trends

Job posting trends examine all occupations assigned to the Advanced Transportation and Logistics sector, regardless of skill or education level in the Far North subregion.

Unique Online Job Postings

5,152

(9% of Region's Postings)

Median Advertised Hourly Salary

\$26.22

(Regional Average \$29.05)

Median Posting Duration

23 days

(Regional Average 25 Days)

Posting Intensity

2:1

(Regional Average 2:1)

Note: Job postings count the number of online job postings advertised in the 15-county Far North subregion between November 1, 2024 and October 31, 2025. COE has identified 63 occupations aligned with the Advanced Transportation and Logistics sector, and those SOC codes were used to generate the list of aligned job postings. Contact the NFN COE for a complete listing of SOC codes by sector. Postings are limited to in-state employers and exclude staffing companies. Posting Intensity is the ratio of total job postings to unique (de-duplicated) job postings. Job posting results are weighted toward occupations with the most postings, influencing the frequency of results for employers, job titles, skills, work experience, and education.



Top Employers

Employers with the Most Postings

1. UPS
2. Walmart
3. Sierra Pacific Industries
4. United States Postal Service
5. Marten Transport
6. Waste Connections
7. C.R. England
8. FedEx
9. Heartland Express
10. State of California

Most In-Demand Skills

Specialized Skills

- Truck Driving
- Merchandising
- Warehousing
- Forklift Truck
- Inventory Management

Soft Skills

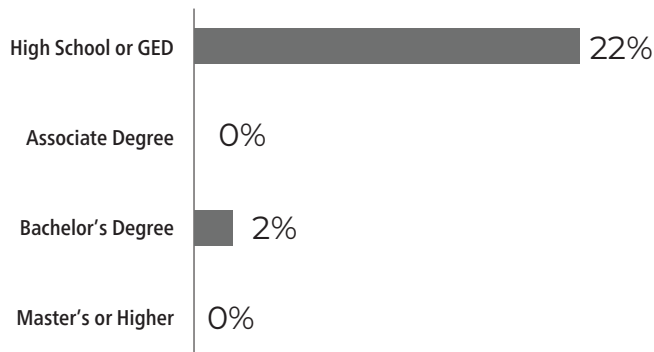
- Customer Service
- Communication
- Lifting Ability
- Operations
- Good Driving Record

Software and Technical Skills

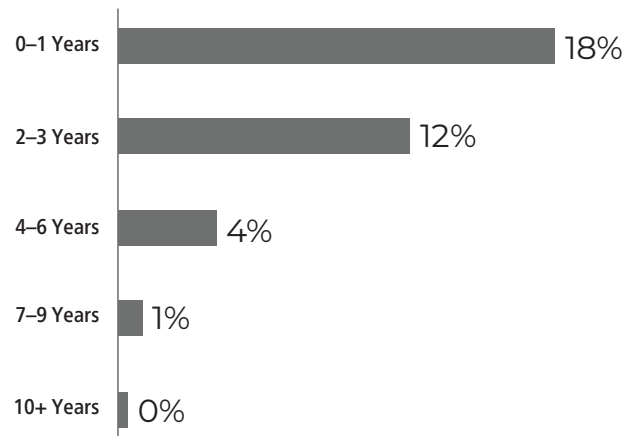
- Microsoft Office (Excel, Outlook, PowerPoint, Word)
- Web Browsers
- Inventory Management System
- SAP Applications
- Warehouse Management Systems

Education & Experience in Job Postings

Employer-Preferred Education



Employer-Preferred Work Experience



The percentages might not equal 100% because not all employers include education or work experience in their job postings.

COMMUNITY COLLEGE Training Programs



Butte	Feather River*	Lassen	Mendocino	Redwoods	Shasta	Siskiyous*
Automotive Technology		Advanced Mechanics	Advanced Automotive Hybrid and Electric Vehicles	Automotive Maintenance and Light Repair	Automotive Technology	
Diesel Technology		Automotive Chassis and Maintenance	Automotive Chassis Specialist	Automotive Technology	Diesel Technology	
Heavy Equipment Operator Technician		Commercial Driver's License	Automotive Technician		Heavy Equipment Logging Operations and Maintenance	
		Engine Repair	Automotive Tune-Up and Electronics Specialist			

* This/these college(s) do not offer programs related to the sector.

Note: Due to discrepancies in the California Community Colleges Curriculum Inventory (COCI) and how Taxonomy of Programs (TOP) codes are categorized by sector, this list may not include all related or currently available training programs.



This publication was supported through Strong Workforce Program (SWP) funding from the North Far North Regional Consortium and the California Community Colleges Chancellor's Office Economic and Workforce Development Grant. SWP is an initiative designed to expand career education (CE) programs offered by the California Community Colleges to supply a skilled workforce to California's employers. The North Far North Regional Consortium (NFNRC) is charged with coordinating the planning and implementation of CE programs among community colleges within the 22-county North Far North region, which includes the North (Greater Sacramento) and Far North subregions. The NFNRC has 12 sectors, which are listed in the chart on page 1. This sector profile summarizes key data about current and projected workforce demand, hourly wages, job postings, and community college programs to support the goals of SWP.



Prepared by:

Anna Hoehenrieder, Research Analyst
North Far North Center of Excellence for
Labor Market Research

Supported by:

Sara Phillips, Co-Director
North Far North Center of Excellence for
Labor Market Research

Editing by:

Emma Shacochis and **Lauren McSherry**,
L.M. McSherry Consulting

Graphic Design by:

Jim Schneider, Right Angle Design



All representations included in this report have been produced from primary research and/or secondary review of publicly and/or privately available data and/or research reports. Efforts have been made to qualify and validate the accuracy of the data and the reported findings; however, the Centers of Excellence, COE host district, and the California Community Colleges Chancellor's Office are not responsible for applications or decisions made by recipient community colleges or their representatives based upon components or recommendations contained in this study.

© 2026 California Community Colleges Chancellor's Office, Centers of Excellence for Labor Market Research, Economic and Workforce Development Program

Sources

- Lightcast 2025.4 - QCEW Employees, Non-QCEW Employees, and Self-Employed
- Centers of Excellence for Labor Market Research Occupation Crosswalk
- California Community Colleges Chancellor's Office Data Mart
- California Community Colleges Curriculum Inventory (COCI)
- "Port of Humboldt Bay – California Association of Port Authorities." California Association of Port Authorities. 2019. <https://californiaports.org/ports/humboldt-bay/>.

