

Labor Market Analysis for Program Exploration: 0514.30/Court Reporting (Court Reporting)

Orange County Center of Excellence, July 2024



CENTERS OF EXCELLENCE
FOR LABOR MARKET RESEARCH

Summary

Program LMI Endorsement	Endorsed: All LMI Criteria Met <input checked="" type="checkbox"/>	Endorsed: Some LMI Criteria Met <input type="checkbox"/>	Not LMI Endorsed <input type="checkbox"/>
-------------------------	--	--	---

Program LMI Endorsement Criteria

	Yes <input checked="" type="checkbox"/>	No <input type="checkbox"/>
Supply Gap:	<i>Comments:</i> There is projected to be 127 annual job openings throughout Los Angeles and Orange counties for <i>court reporters and simultaneous captioners</i> , which is more than the 70 awards conferred by educational institutions .	
California Insight Living Wage: (Entry-Level, 25 th) ¹	<i>Comments:</i> Entry-level hourly wages for <i>court reporters and simultaneous captioners</i> are \$25.54, which is above the OC living wage of \$20.63 .	
Education:	<i>Comments:</i> <i>Court reporters and simultaneous captioners</i> typically requires a postsecondary nondegree award and the vast majority (70%) of workers in the field have completed some college or an associate degree as their highest level of education .	
Emerging Occupation(s)		
	Yes <input type="checkbox"/>	No <input checked="" type="checkbox"/>
<i>Comments:</i> N/A		

The Orange County Center of Excellence for Labor Market Research (OC COE) prepared this report to determine whether there is a supply gap in the Los Angeles/Orange County regional labor market related to one middle-skill occupation:

- *Court Reporters and Simultaneous Captioners (27-3092)*

Based on the available data, there appears to be a supply gap for *court reporters and simultaneous captioners* in the region. In addition, typical education requirements for this occupation align with a community college education and entry-level wages are above the California Insight living wage. **Therefore, due to all regional labor market criteria being met, the COE endorses this proposed program.**

¹ The living wage endorsement criteria in this report uses the California Insight Center's living wage of \$20.63 for Orange County, last updated in September 2021, as currently employed by the Chancellor's Office for the *Students Who Attained the Living Wage Strong Workforce Program* metric. However, this figure is outdated and does not reflect recent increases in the cost of living. The MIT Living Wage, updated on February 14, 2024, better accounts for existing economic conditions, with the current MIT Living Wage in Orange County being \$30.48, which is mentioned as a reference only throughout this labor market analysis brief.

Exhibit 1 lists the occupational demand, supply, typical entry-level education, and educational attainment for the occupation included in this report.

Exhibit 1: Labor Market Endorsement Summary

Occupation (SOC)	Demand (Annual Openings)	Supply (CC and Non-CC)	Entry-Level Hourly Earnings (25 th Percentile)	Typical Entry-Level Education	Community College Educational Attainment
Court Reporters and Simultaneous Captioners (27-3092)	LA: 98 OC: 29	LA: 43 OC: 26	OC: \$25.54	Postsecondary nondegree award	70%
Total	127	70	N/A	N/A	N/A

Demand:

- The number of jobs related to *court reporters and simultaneous captioners* is projected to decrease 3% through 2027, equating to 127 annual job openings due to retirements and replacements.
- Hourly entry-level wages for *court reporters and simultaneous captioners* are \$25.54 in Orange County, which is above the California Insight living wage of \$20.63.
- There were 2 online job postings for *court reporters and simultaneous captioners* over the past 12 months. One posting is for a certified stenographer and the other is for a caption conformer.
- The typical entry-level education for *court reporters and simultaneous captioners* is a postsecondary nondegree award.
- Approximately 70% of workers in the field have completed some college or an associate degree as their highest level of educational attainment.

Supply:

- There was an average of 11 awards conferred by one community college in Los Angeles and Orange Counties from 2019 to 2022.
- Non-community college institutions conferred an average of 59 awards from 2019 to 2021.
- Orange County community college students that exited court reporting programs in the 2020-21 academic year had a median annual wage of \$38,302 (\$18.41 per hour) after exiting the program and 45% attained the regional living wage (California Insight).
- There is insufficient data to determine the percentage of Orange County court reporting students that exited their program in 2019-20 and work in a job closely related to their field of study.

Demand

Occupational Projections:

Exhibit 2 shows the annual percent change in jobs for *court reporters and simultaneous captioners* from 2017 through 2027. Though there was a 7% decline across all occupations in Los Angeles and Orange counties from 2019 to 2020 due to the COVID-19 pandemic, employment for *court reporters and simultaneous captioners* increased 8% during the same period. Employment for *court reporters and simultaneous captioners* is projected to slightly decrease each year through 2027.

In the years preceding the pandemic, employment for *court reporters and simultaneous captioners* in Orange County increased significantly in 2017 and 2018 before a decline in 2019. Employment increased significantly in 2020, before another decline in 2021.

Exhibit 2: Annual Percent Change in Jobs for Court Reporters and Simultaneous Captioners, 2017-2027

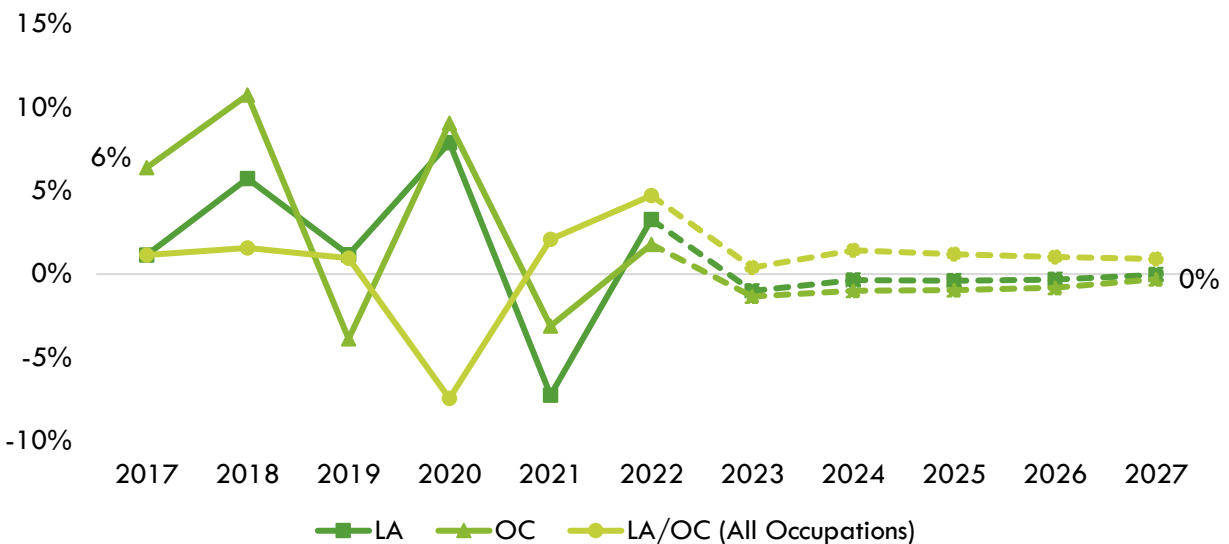


Exhibit 3 shows the five-year occupational demand projections for *court reporting and simultaneous captioners*. In Los Angeles/Orange County, the number of jobs related to this occupation is projected to decrease by 3% through 2027. There is projected to be 127 jobs available annually due to retirements and replacements.

Exhibit 3: Occupational Demand in Los Angeles and Orange Counties²

Geography	2022 Jobs	2027 Jobs	2022-2027 Change	2022-2027 % Change	Annual Openings
Los Angeles	987	966	(21)	(2%)	98
Orange	294	281	(13)	(4%)	29
Total	1,281	1,247	(34)	(3%)	127

² Five-year change represents new job additions to the workforce. Annual openings include new jobs and replacement jobs that result from retirements and separations.

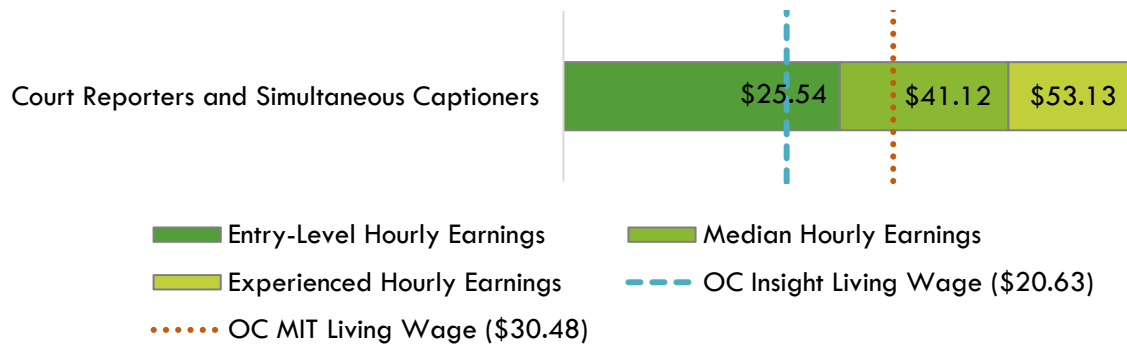
Wages:

The labor market endorsement in this report considers the entry-level hourly wages for *court reporters and simultaneous captioners* in Orange County as they relate to the county's living wage. Los Angeles County wages are included below to provide a complete analysis of the LA/OC region.

It is important to note that the living wage endorsement criteria in this report uses the California Insight Center's living wage of \$20.63 for Orange County, last updated in September 2021, as currently employed by the Chancellor's Office for the *Students Who Attained the Living Wage Strong Workforce Program* metric. However, this figure is outdated and does not reflect recent increases in the cost of living. The MIT Living Wage, updated on February 14, 2024, better accounts for existing economic conditions, with the current MIT Living Wage in Orange County being \$30.48. Both figures are notated in the exhibits below.

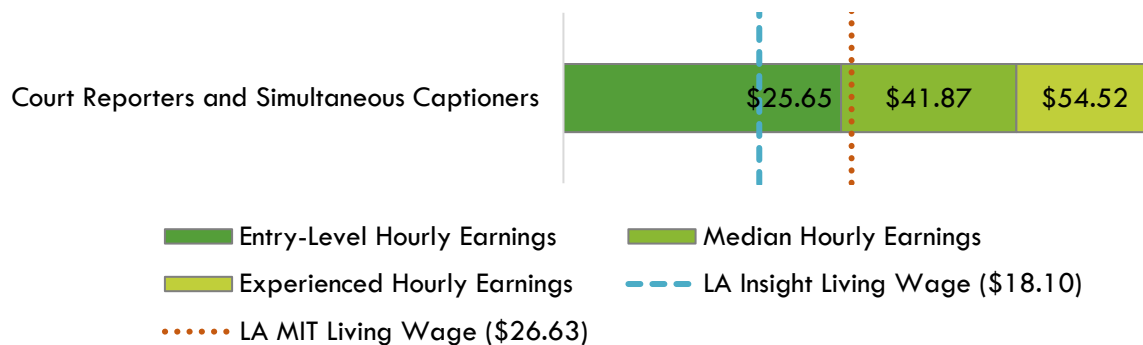
The typical entry-level hourly wage for *court reporters and simultaneous captioners* is \$25.54, which is above the California Insight living wage for one adult (\$20.63 in Orange County). Orange County's average wage of \$49.52 is lower relative to the average statewide wage of \$51.29 for this occupation. Exhibit 4 shows the wage range for *court reporters and simultaneous captioners* in Orange County and how it compares to the regional living wage.

Exhibit 4: Wages by Occupation in Orange County



The typical entry-level hourly wage for *court reporters and simultaneous captioners* is \$25.65, which is above the California Insight living wage for one adult (\$18.10 in Los Angeles County). Los Angeles County's average wage of \$50.46 is below the average statewide wage of \$51.29 for this occupation. Exhibit 5 shows the wage range for *court reporters and simultaneous captioners* in Los Angeles County and how it compares to the regional living wage.

Exhibit 5: Wages by Occupation in Los Angeles County



Job Postings:

Important Online Job Postings Data Note: Online job postings data is sourced from Lightcast, a labor market analytics firm that scrapes, collects, and organizes data from online job boards such as LinkedIn, Indeed, Glassdoor, Monster, GovernmentJobs.com, and thousands more. Lightcast uses natural language processing (NLP) to determine the related company, industry, occupation, and other information for each job posting. However, NLP has limitations that include understanding contextual words of phrases; determining differences in words that can be used as nouns, verbs, and/or adjectives; and misspellings or grammatical errors.³ For these reasons, job postings could be assigned to the wrong employer, industry, or occupation within Lightcast's database.

Additionally, there are several limitations when analyzing job postings. A single job posting may not represent a single job opening, as employers may be creating a pool of candidates for future openings or hiring for multiple positions with a single posting. Additionally, not all jobs are posted online, and jobs may be filled through other methods such as internal promotion, word-of-mouth advertising, physical job boards, or a variety of other channels.

There were 2 online job postings related to court reporters and simultaneous captioners listed in the past 12 months, as shown in Exhibit 6. One posting is for a certified stenographer and the other is for a caption conformer. Due to the limited number of postings, the OC COE is unable to conduct further job postings analysis.

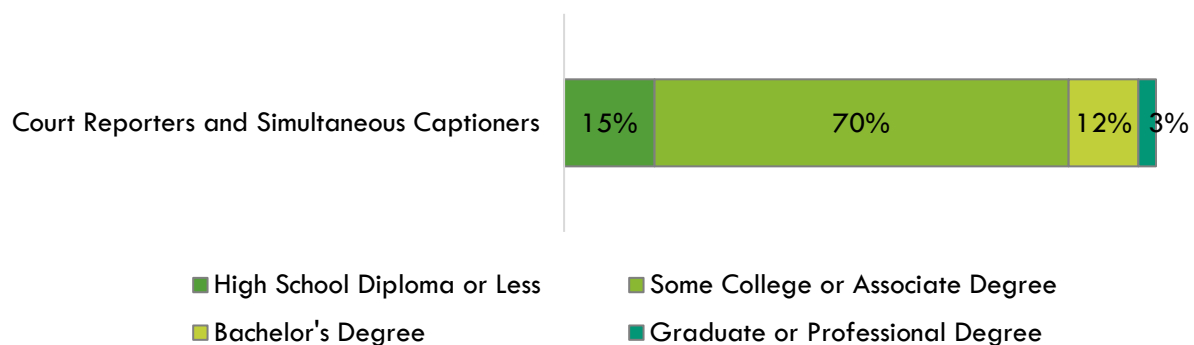
Exhibit 6: Number of Job Postings by Occupation (n=2)

Occupation	Job Postings	Percentage of Job Postings
Court Reporters and Simultaneous Captioners	2	100%

Educational Attainment:

The Bureau of Labor Statistics (BLS) lists a postsecondary nondegree award as the typical entry-level education for court reporters and simultaneous captioners. Additionally, the national-level educational attainment data indicates 70% of workers in the field have completed some college or an associate degree as their highest level of education. Exhibit 7 shows the educational attainment for court reporters and simultaneous captioners.

Exhibit 7: National-level Educational Attainment for Occupations



³ K. R. Chowdhary, Fundamentals of Artificial Intelligence (Basingstoke: Springer Nature, 2020), <https://link.springer.com/book/10.1007/978-81-322-3972-7>.

Additionally, this occupation typically requires a license from the Court Reporters Board of California. To qualify for a license, applicants must pass an exam requiring examinees to have had completed one-year of related full-time experience, obtained certification demonstrating successful completion of prescribed studies, and a Certificate of Merit or equivalent prior to examination.⁴

Educational Supply

Community College Supply:

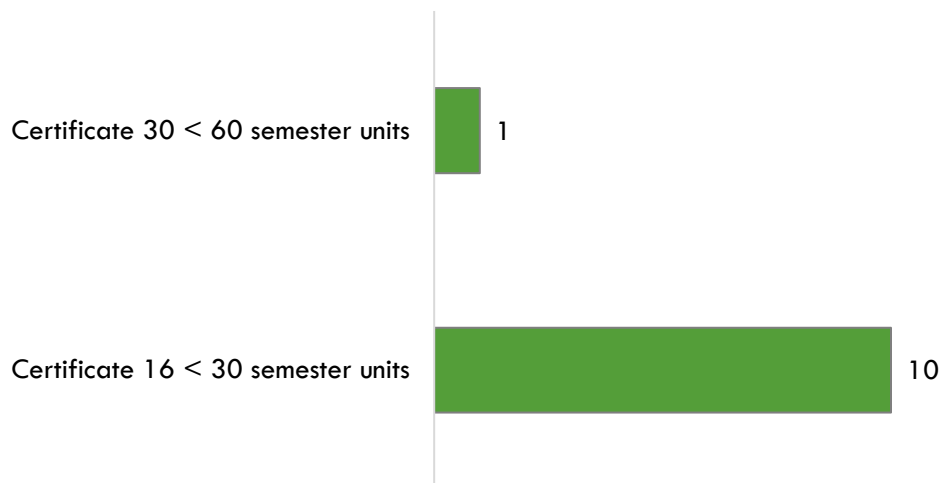
Exhibit 8 shows the three-year average number of awards conferred by community colleges in the related TOP codes: Court Reporting (0514.30). Cypress is the only college in the region with a Court Reporting program. Over the past 12 months, there were two other related program recommendation requests from regional community colleges.

Exhibit 7: Regional Community College Awards (Certificates and Degrees), 2019-2022

TOP Code	Program	College	2019-2020 Awards	2020-2021 Awards	2021-2022 Awards	3-Year Award Average
0514.30	Court Reporting	-	-	-	-	-
		LA Subtotal	-	-	-	-
		Cypress	8	0	25	11
		OC Subtotal	8	0	25	11
Supply Total/Average			8	0	25	11

Exhibit 11 shows the annual average community college awards by type from 2019-20 to 2021-22. The plurality of the awards are for certificates between 16 and less than 30 semester units, followed by one certificate between 30 and less than 60 semester units.

Exhibit 8: Annual Average Community College Awards by Type, 2019-2022



⁴ State of California, "Eligibility for Examination," Court Reporters Board of California, accessed on March 27, 2024, <https://www.courtreportersboard.ca.gov/applicants/eligibility.shtml>.

Community College Student Outcomes:

Exhibit 10 shows the Strong Workforce Program (SWP) metrics for court reporting programs in Rancho Santiago Community College District (NOCCCD), the Orange County Region, and California. Currently, Cypress College is the only community college in Orange County that offers a court reporting program. Therefore, there is no data for RSCCD. Furthermore, due to a low number of students, some metrics are not available at the region and state levels.

Orange County community college students that exited court reporting programs in the 2020-21 academic year had lower median annual earnings (\$38,302 or \$18.41 per hour) compared to all court reporting students in California (\$42,638 or \$20.50 per hour). A slightly lower percentage of NOCCCD court reporting students attained the California Insight living wage (45%) when compared to all court reporting students in the state (47%).

Exhibit 9: Court Reporting (0514.30) Strong Workforce Program Metrics, 2020-21⁵

SWP Metric	RSCCD	OC Region	California
SWP Students	N/A	139	379
SWP Students Who Earned 9 or More Career Education Units in the District in a Single Year	N/A	50%	33%
SWP Students Who Completed a Noncredit CTE or Workforce Preparation Course	N/A	Insufficient Data	89%
SWP Students Who Earned a Degree or Certificate or Attained Apprenticeship Journey Status	N/A	Insufficient Data	Insufficient Data
SWP Students Who Transferred to a Four-Year Postsecondary Institution (2019-20)	N/A	Insufficient Data	Insufficient Data
SWP Students with a Job Closely Related to Their Field of Study (2019-20)	N/A	Insufficient Data	89%
Median Annual Earnings for SWP Exiting Students	N/A	\$38,302 (\$18.41)	\$42,638 (\$20.50)
Median Change in Earnings for SWP Exiting Students	N/A	11%	11%
SWP Exiting Students Who Attained the Living Wage	N/A	45%	47%

⁵ All SWP metrics are for 2020-21 unless otherwise noted.

Non-Community College Supply:

To comprehensively analyze the regional supply, it is crucial to include data from other institutions offering court reporting programs. Exhibit 11 displays the annual and two-year average awards granted by these institutions under the related Classification of Instructional Programs (CIP) Codes: Court Reporting and Captioning/Court Reporter (22.0303) and Scopist (22.0305). No metrics were available for the following related CIP Codes: Court Interpreter (22.0304). The available data covers 2019 to 2021. During this period, non-community college institutions in the region conferred an average of 59 awards annually in related programs.

Exhibit 10: Regional Non-Community College Awards, 2019-2021

CIP Code	Program	College	2019-2020 Awards	2020-2021 Awards	2-Year Award Average
22.0303	Court Reporting and Captioning/Court Reporter	Downey Adult School	5	5	5
		South Coast College	21	5	13
		Tri-Community Adult Education	40	38	39
Supply Subtotal/Average			66	48	57
22.0305	Scoping	South Coast College	0	3	2
Supply Subtotal/Average			0	3	2
Supply Total/Average			66	51	59

Regional Demographics

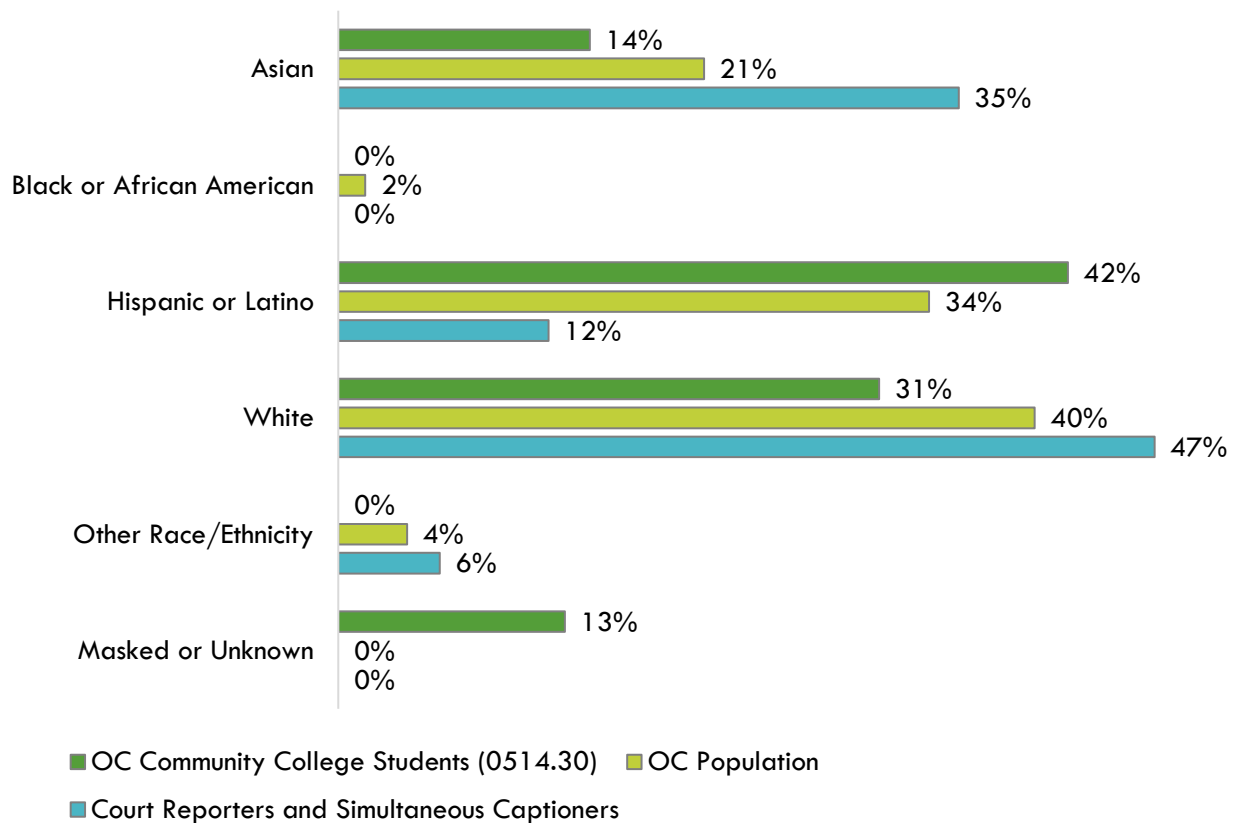
This section examines demographic data for Orange County community college students in court reporting programs compared to the Orange County population, along with occupational data, to identify potential diversity and equity issues addressable by community college programs.

Ethnicity:

Exhibit 12 compares the ethnicity of Orange County community college students enrolled in court reporting programs, the overall Orange County population, and occupation-specific data for *court reporters and simultaneous captioners*.

There are large discrepancies in representation for Asian, Hispanic or Latino, and white populations. Specifically, though Asian individuals account for 21% of the county’s population, they represent 35% of all workers in the field but only 14% of court reporting students. Similarly white individuals account for 40% of the county population and 47% of workers in the field but only 31% of court reporting students. Conversely, although Hispanic and Latino individuals account for 34% of the county population, they represent the plurality of court reporting community college students (42%) but only 12% of workers in the field.

Exhibit 112: Program and County Demographics by Ethnicity

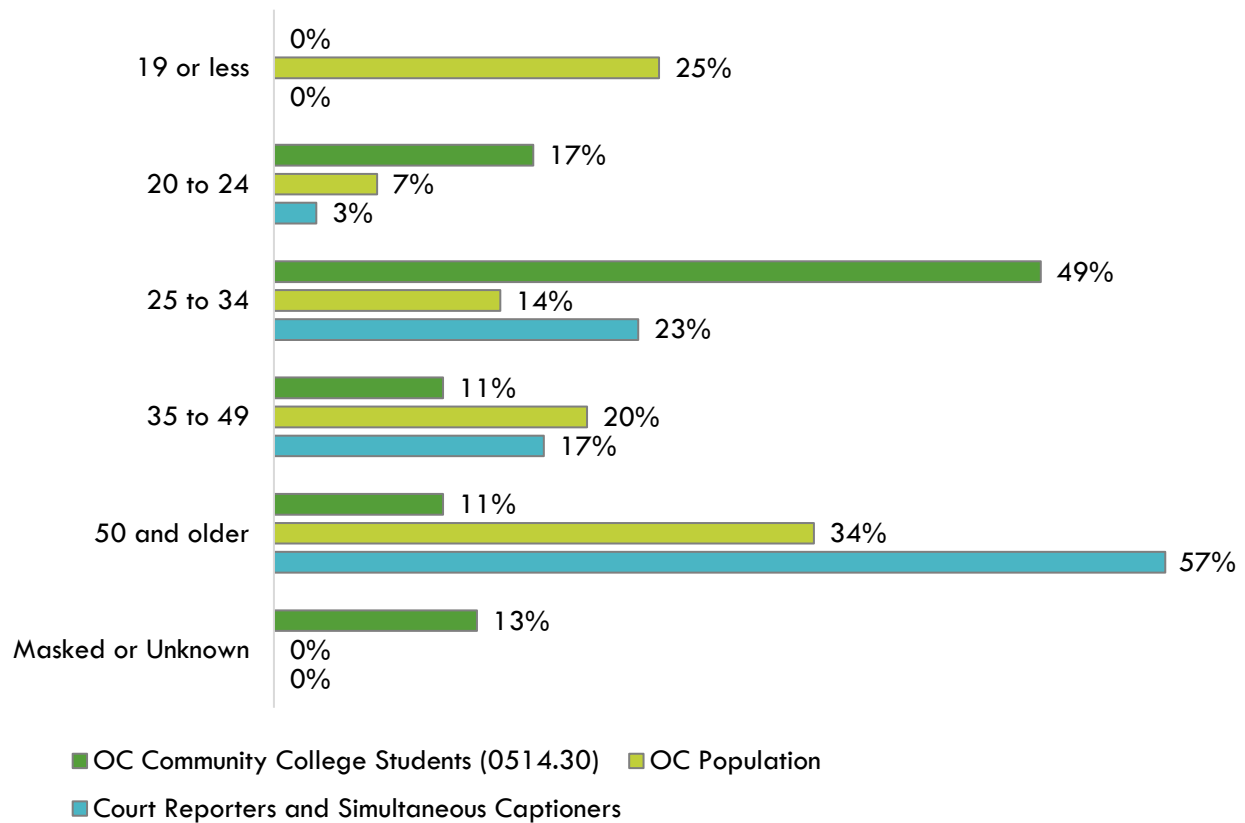


Age:

Exhibit 13 compares the age of Orange County community college students enrolled in court reporting programs, the overall Orange County population, and occupation-specific data for *court reporters and simultaneous captioners*.

The majority (57%) of workers in this occupation are 50 or older, which is significantly higher than their share of the population (34%) and more than five times their share of court reporting community college (11%) students. Conversely, individuals 25 to 34 comprise nearly half (49%) of all court reporting community college students, much more than their share in the population (14%) and more than double their representation among workers in the field (23%). Furthermore, despite representing one-in-four persons within the county population, individuals 19 or less hold no representation amongst workers in the field and within the court reporting community college student body.

Exhibit 123: Program and County Demographics by Age

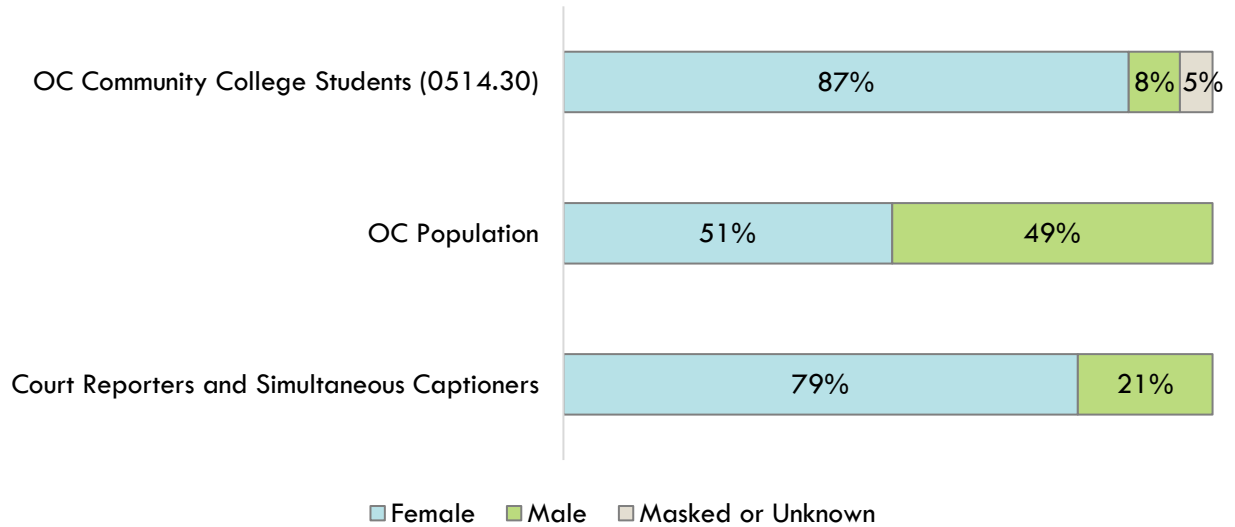


Sex:

Exhibit 14 compares the sex of Orange County community college students enrolled in court reporting programs, the overall Orange County population, and occupation-specific data for *court reporters and simultaneous captioners*.

While the population is split nearly evenly between women and men, only 8% of community college court reporting students and 21% of workers in the field are men.

Exhibit 134: Program and County Demographics by Sex



Appendix A: Methodology

The OC COE prepared this report by analyzing data from occupations and education programs. Occupational data is derived from Lightcast, a labor market analytics firm that consolidates data from the California Employment Development Department (EDD), U.S. Bureau of Labor Statistics (BLS) and other government agencies. Program supply data is drawn from two systems: Taxonomy of Programs (TOP) and Classification of Instructional Programs (CIP).

Using a TOP-SOC crosswalk, the OC COE identified middle-skill jobs for which programs within these TOP codes train. Middle-skill jobs include:

- All occupations that require an educational requirement of some college, associate degree or apprenticeship;
- All occupations that require a bachelor's degree, but also have more than one-third of their existing labor force with an educational attainment of some college or associate degree; or
- All occupations that require a high school diploma or equivalent or no formal education, but also require short- to long-term on-the-job training where multiple community colleges have existing programs.

The OC COE determined labor market supply for an occupation or SOC code by analyzing the number of program completers or awards in a related TOP or CIP code. The COE developed a “supply table” with this information, which is the source of the program supply data for this report. TOP code data comes from the California Community Colleges Chancellor's Office MIS Data Mart (datamart.cccco.edu) and CIP code data comes from the Integrated Postsecondary Education Data System (nces.ed.gov/ipeds/use-the-data), also known as IPEDS. TOP is a system of numerical codes used at the state level to collect and report information on California community college programs and courses throughout the state that have similar outcomes. CIP codes are a taxonomy of academic disciplines at institutions of higher education in the United States and Canada. Institutions outside of the California Community College system do not use TOP codes in their reporting systems.

Data included in this analysis represent the labor market demand for relevant positions most closely related to the proposed program as expressed by the requesting college in consultation with the OC COE. Traditional labor market information was used to show current and projected employment based on data trends, as well as annual average awards granted by regional community colleges. Real-time labor market information captures job post advertisements for occupations relevant to the field of study which can signal demand and show what employers are looking for in potential employees, but is not a perfect measure of the quantity of open positions.

All representations have been produced from primary research and/or secondary review of publicly and/or privately available data and/or research reports. The most recent data available at the time of the analysis was examined; however, data sets are updated regularly and may not be consistent with previous reports. Efforts have been made to qualify and validate the accuracy of the data and findings; however, neither the Centers of Excellence for Labor Market Research (COE), COE host district, nor California Community Colleges Chancellor's Office are responsible for the applications or decisions made by individuals and/or organizations based on this study or its recommendations.

Appendix B: Data Sources

Data Type	Source
Occupational Projections, Wages, and Job Postings	<p>Traditional labor market information data is sourced from Lightcast, a labor market analytics firm. Lightcast occupational employment data are based on final Lightcast industry data and final Lightcast staffing patterns. Wage estimates are based on Occupational Employment Statistics and the American Community Survey. For more information, see https://lightcast.io/</p>
Living Wage	<p>The living wage is derived from the Insight Center’s California Family Needs Calculator, which measures the income necessary for an individual of family to afford basic expenses. The data assesses the cost of housing, food, child care, health care, transportation, and taxes. For more information, see: https://insightccd.org/family-needs-calculator/</p> <p>The living wage for one adult in Orange County is \$20.63 per hour (\$42,910.40 annually). This figure is used by the CCCCCO to calculate the percentage of students that attained the regional living wage.</p>
Typical Education and Training Requirements, and Educational Attainment	<p>The Bureau of Labor Statistics (BLS) provides information about education and training requirements for hundreds of occupations. BLS uses a system to assign categories for entry-level education, work experience in a related occupation, and typical on-the-job training to each occupation for which BLS publishes projections data. For more information, see https://www.bls.gov/emp/documentation/education/tech.htm</p>
Emerging Occupation Descriptions, Additional Education Requirements, and Employer Preferences	<p>The O*NET database includes information on skills, abilities, knowledges, work activities, and interests associated with occupations. For more information, see https://www.onetonline.org/help/online/</p>
Educational Supply	<p>The CCCCCO Data Mart provides information about students, courses, student services, outcomes and faculty and staff. For more information, see: https://datamart.cccco.edu</p> <p>The National Center for Education Statistics (NCES) Integrated Postsecondary Integrated Data System (IPEDS) collects data on the number of postsecondary awards earned (completions). For more information, see https://nces.ed.gov/ipeds/use-the-data/survey-components/7/completions</p>
Student Metrics and Demographics	<p>LaunchBoard, a statewide data system supported by the California Community Colleges Chancellor's Office and hosted by Cal-PASS Plus, provides data on progress, success, employment, and earnings outcomes for California community college students. For more information, see: https://www.calpassplus.org/LaunchBoard/Home.aspx</p>

Data Type	Source
Population and Occupation Demographics	<p>The Census Bureau's American Community Survey (ACS) is the premier source for detailed population and housing information. For more information, see: https://www.census.gov/programs-surveys/acs</p> <p>Data is sourced from IPUMS USA, a database providing access to ACS and other Census Bureau data products. For more information, see: https://usa.ipums.org/usa/about.shtml</p>

For more information, please contact the Orange County Center of Excellence:

Jesse Crete, Ed. D., Director
 crete_jesse@rscdd.edu

Jacob Poore, Assistant Director
 poore_jacob@rscdd.edu

July 2024

