



COE Labor Market Update and News

December 2022

The North/Far North Center of Excellence is sharing a quarterly bulletin of findings on jobs postings, unemployment, industry measures, and other real-time data.

[READ ARCHIVED ECONOMIC BULLETINS HERE](#)

[SUBSCRIBE TO THE ECONOMIC UPDATE HERE](#)

SUMMARY

This edition of the COE economic update features analysis of unemployment, labor force, industry sector employment, and jobs postings data. It also includes a summary of recent reports on construction and early childhood education.

Research for the December 2022 economic update indicates that the North/Far North region has experienced robust growth in key sectors. Unemployment rates are still below pre-pandemic levels, and they show no sign of impending mass layoffs. Key findings are as follows:

- **Unemployment rates** increased slightly but remained below pre-pandemic levels. In September, the Greater Sacramento (North) region had an average unemployment rate of 3.4%. In the Far North, the average rate climbed slightly to 3.8%. The rate in California was 3.9%.
- The North region's **labor force** has experienced some ups and downs in 2022. In September, the labor force for the North was 3.9% larger than in January 2018. The Far North's labor force has mostly recovered since August 2022 but remains 2% smaller than in January 2018.
- Most sectors in the North/Far North continued to grow through the summer of 2022. **Retail and health care employment** remained at pre-pandemic levels.
- **Hospitality** continued to recover from pandemic-related job losses. In September, the Far North had 5.5% more jobs in the hospitality sector than in January 2020. In the North, the sector's employment was only 4% smaller than in January 2020. The figures are dramatically higher than at the same time in 2021, especially in the North.
- **Construction and transportation and logistics** remained the fastest-growing sectors in the region. Between January 2020 and September 2020, construction's employment total increased 14.7% in the North and 30.6% in the Far North. The transportation and logistics sector's employment total increased 19.3% in the North and 11.9% in the Far North. **Manufacturing** sector jobs grew by 12.6% in the Far North.
- A quarterly analysis of **jobs postings volumes** shows that in many sectors these volumes continue to increase beyond pre-pandemic levels. One exception is construction. In Q3 2022, construction had 15% lower postings volumes than before the pandemic. This decrease was likely caused by the downturn in the housing market.

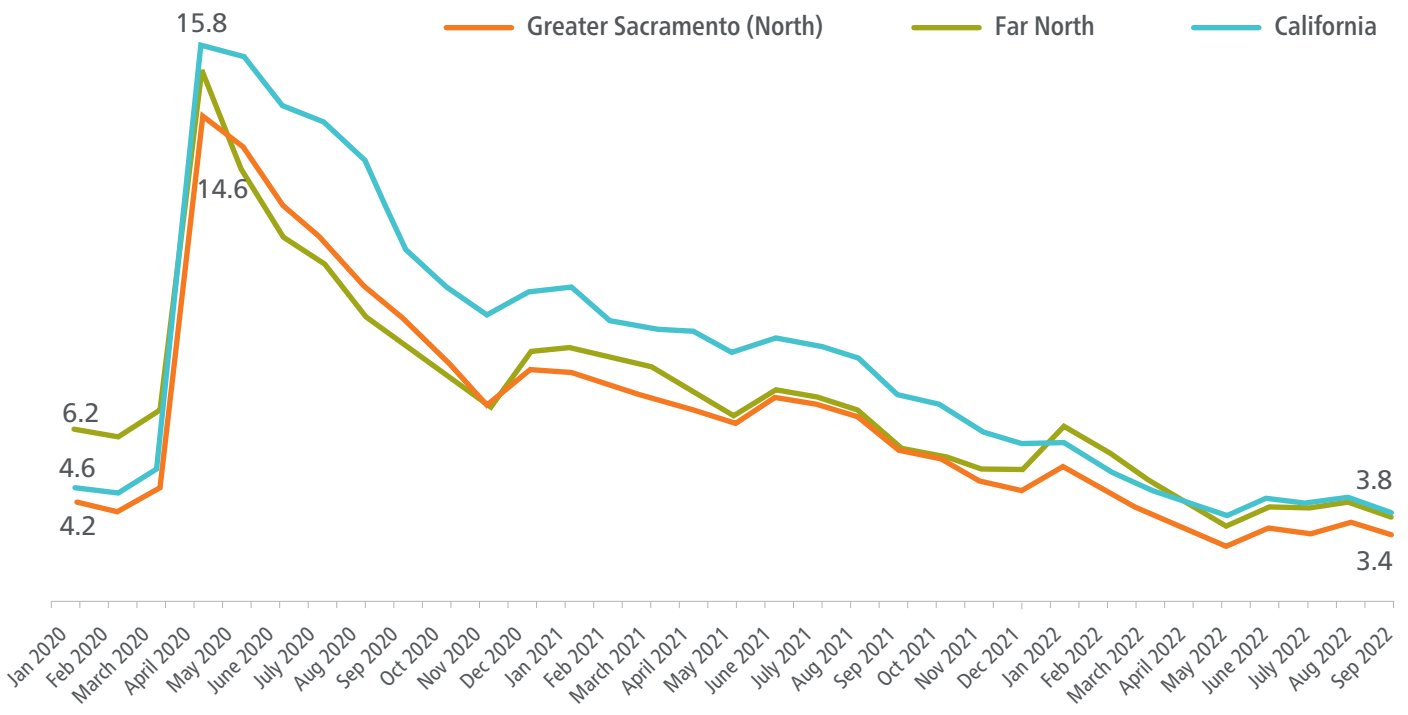


UNEMPLOYMENT AND LABOR FORCE TRENDS

Unemployment

Unemployment rates rose slightly in the summer of 2022 in the North/Far North region but remained below pre-pandemic levels (Exhibit 1). This increase in unemployment rates was not significant enough to suggest a cooling labor market. In September, in the Greater Sacramento region, the average unemployment rate was 3.4%. In the Far North, the average rate increased to 3.8%. The rate in California was 3.9%.

Exhibit 1. Unemployment rates (%), Greater Sacramento (North) and Far North subregions and California, selected months, January 2020–September 2022



Source: California Employment Development Department, Labor Market Information Division (LMID), Labor Force and Unemployment, <https://www.labormarketinfo.edd.ca.gov/data/unemployment-and-labor-force.html>.

Note: Unemployment rates are averaged across the counties of each subregion.



Exhibits 2 and 3 display the unemployment rates for selected counties in the North/Far North region in January 2020, at the pandemic's height (April 2020), and in the most recent month for which data was available, September 2022. In September, most counties still had unemployment rates below 4%. The individual counties in the North/Far North region typically had unemployment rates 0.8% to 3.8% lower than rates in January 2020.

Exhibit 2. Unemployment rates (%) and percent change, Greater Sacramento (North) subregion by county, January 2020–September 2022

County	Jan 2020	Apr 2020	Sep 2022	% Change Jan 2020 to Sep 2022	% Change Jan 2020 to Sep 2022
El Dorado	3.8	15.5	2.8	-1.0	-12.7
Nevada	3.7	15.4	2.7	-1.0	-12.7
Placer	3.3	13.2	2.5	-0.8	-10.7
Sacramento	4.0	14.9	3.5	-0.4	-11.4
Sutter	9.1	17.7	5.2	-3.8	-12.5
Yolo	5.1	11.8	3.1	-2.0	-8.7
Yuba	7.3	16.3	4.8	-2.5	-11.5

Source: California Employment Development Department, Labor Market Information Division (LMID), Labor Force and Unemployment, <https://www.labormarketinfo.edd.ca.gov/data/unemployment-and-labor-force.html>.

Exhibit 3. Unemployment rates (%) and percent change, Far North subregion by county, January 2020–September 2022

County	Jan 2020	Apr 2020	Sep 2022	% Change Jan 2020 to Sep 2022	% Change Jan 2020 to Sep 2022
Butte	5.6	16.0	3.7	-1.9	-12.2
Del Norte	6.7	14.5	4.3	-2.4	-10.2
Humboldt	4.1	15.3	3.3	-0.8	-12.0
Lake	6.3	16.0	4.2	-2.0	-11.8
Mendocino	4.9	15.6	3.1	-1.7	-12.4
Shasta	5.6	15.7	3.9	-1.7	-11.9
Siskiyou	8.5	15.6	4.4	-4.1	-11.3
Trinity	7.1	13.3	3.5	-3.6	-9.8

Source: California Employment Development Department, Labor Market Information Division (LMID), Labor Force and Unemployment, <https://www.labormarketinfo.edd.ca.gov/data/unemployment-and-labor-force.html>.

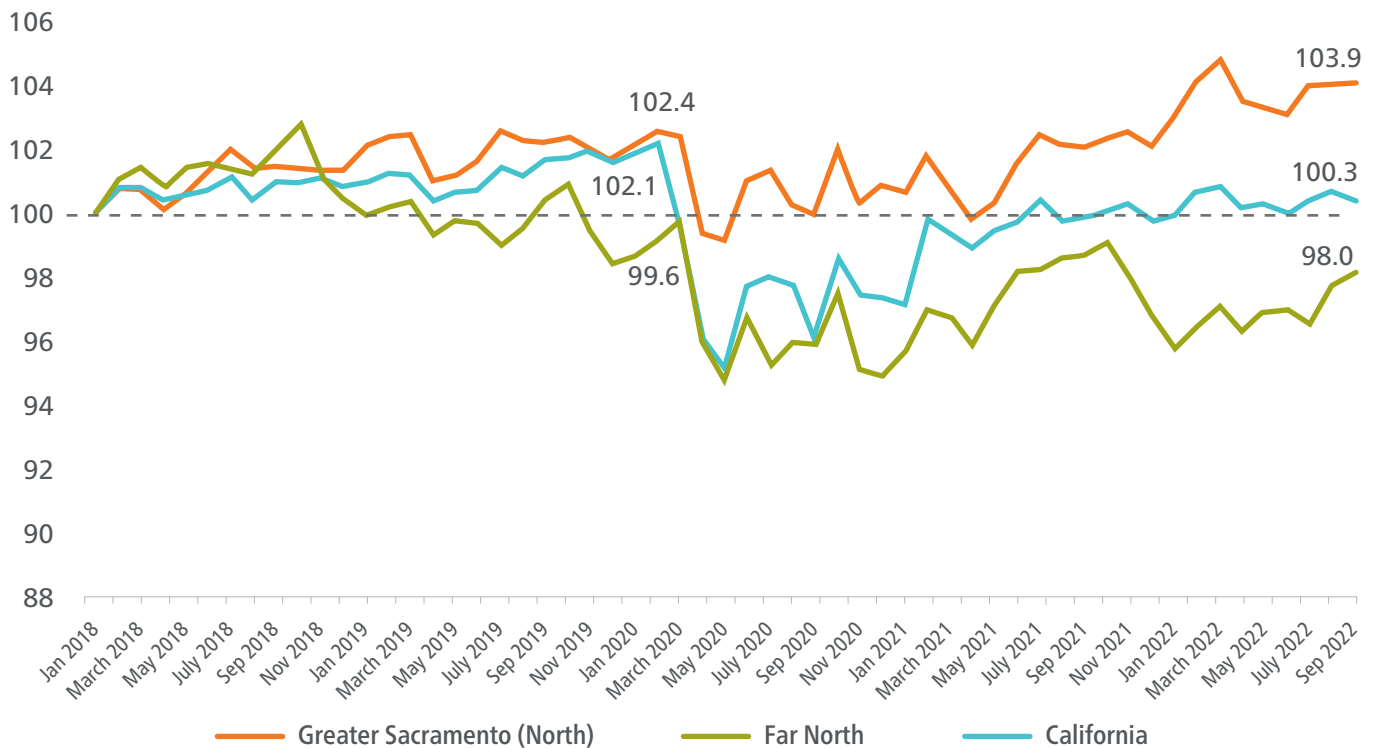


Labor force

After robust growth during the first quarter of 2022, the Greater Sacramento (North) region’s labor force fell back to a moderate growth rate after the second quarter of 2022. In September, the North’s labor force was 3.9% larger than in January 2018 and 2.0% larger than in September 2021.

Following a steady increase in 2021, the Far North’s labor force experienced a contraction, followed by slow growth through spring 2022. The Far North’s labor force started to recover in July 2022. Overall, the subregion has not regained the labor force numbers it lost during the pandemic. In September, the Far North’s labor force was 2% smaller than in January 2018. California’s labor force has remained steady since July 2021.

Exhibit 4. Civilian labor force, North/Far North subregions and California, monthly trend, January 2018–May 2022 (indexed to January 2018)



Source: California Employment Development Department, Labor Market Information Division (LMID), Labor Force and Unemployment, <https://www.labormarketinfo.edd.ca.gov/data/unemployment-and-labor-force.html>.

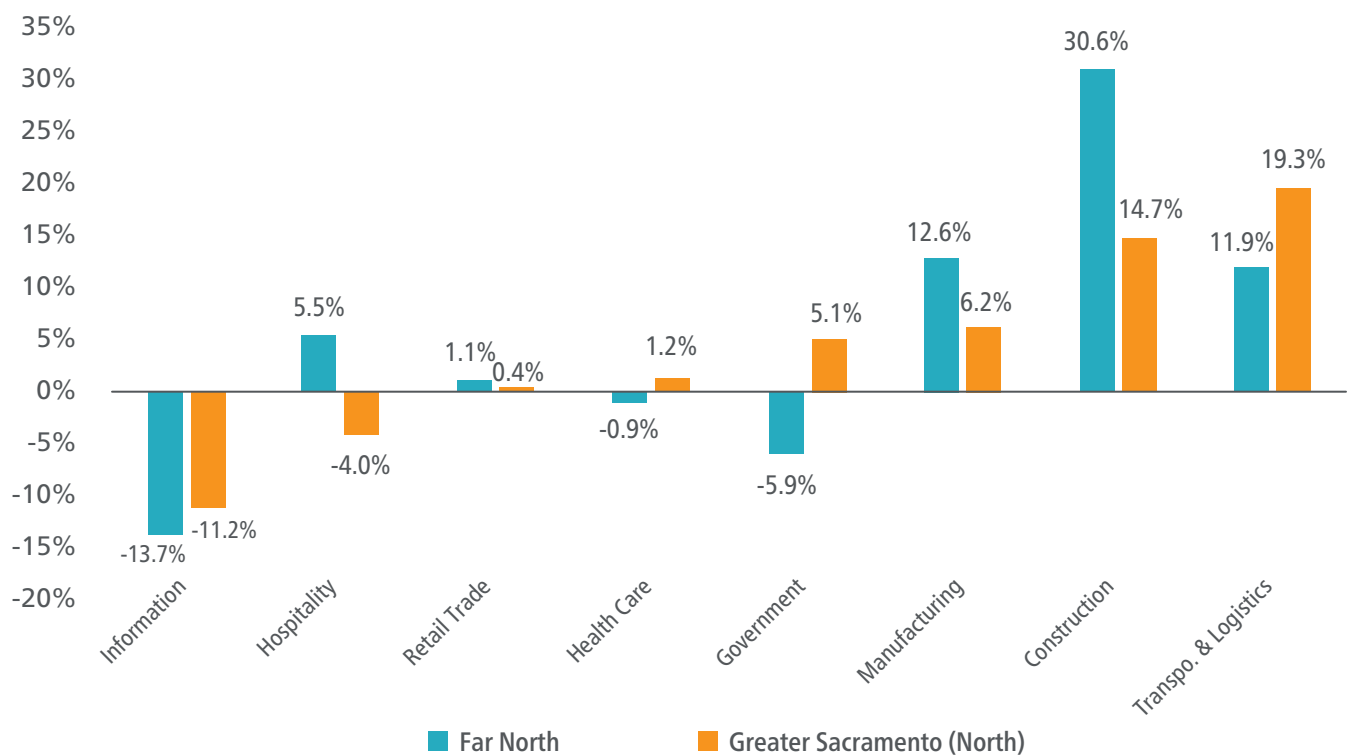


INDUSTRY TRENDS

Between January 2020 and September 2022 in the Greater Sacramento (North) subregion, job numbers in retail trade, health care, government, and manufacturing were between 0.4% and 6.2% above pre-pandemic employment levels (Exhibit 5). Jobs numbers surpassed January 2020 levels by 14.7% in construction and by 19.3% in transportation and logistics. Compared with January 2020 levels, jobs numbers in the hospitality sector remain 4.0% lower and in the information sector, 11.2% lower.

Some industry trends in the Far North are strongly positive. Compared with January 2020 employment levels, September 2022 employment levels in the subregion's hospitality sector are 5.5% higher. In the construction sector, they are 30.6% higher, and in the manufacturing sector, they are 12.6% higher. But they are lower in government (-5.9%) and health care (-0.9%).

Exhibit 5. Percentage change in employment, North/Far North subregions, January 2020–September 2022

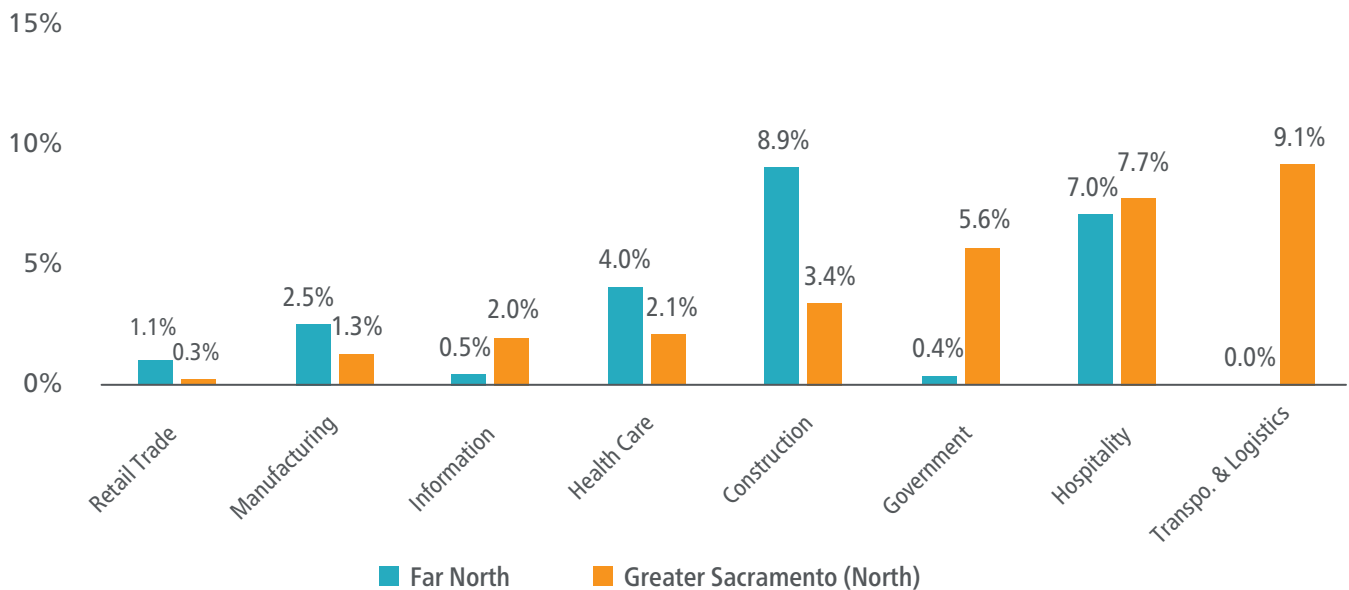


Sources: Employment data—California Employment Development Department, Labor Market Information Division, Current Employment Statistics (CES), <https://www.labormarketinfo.edd.ca.gov/cgi/dataanalysis/areaselection.asp?tablename=ces>.



Employment levels increased across the economy in the North/Far North between September 2021 and September 2022 (Exhibit 6). The gains were largest in the North region’s transportation and logistics sector and the Far North region’s construction sector, where they increased by 9.1% and 7.7%, respectively. Employment levels in hospitality grew by 7.0% in the Far North and by 7.7% in the North. In all other analyzed sectors, they grew between 0.3% and 5.6%.

Exhibit 6. Percentage change in employment, North/Far North subregions, September 2021–September 2022

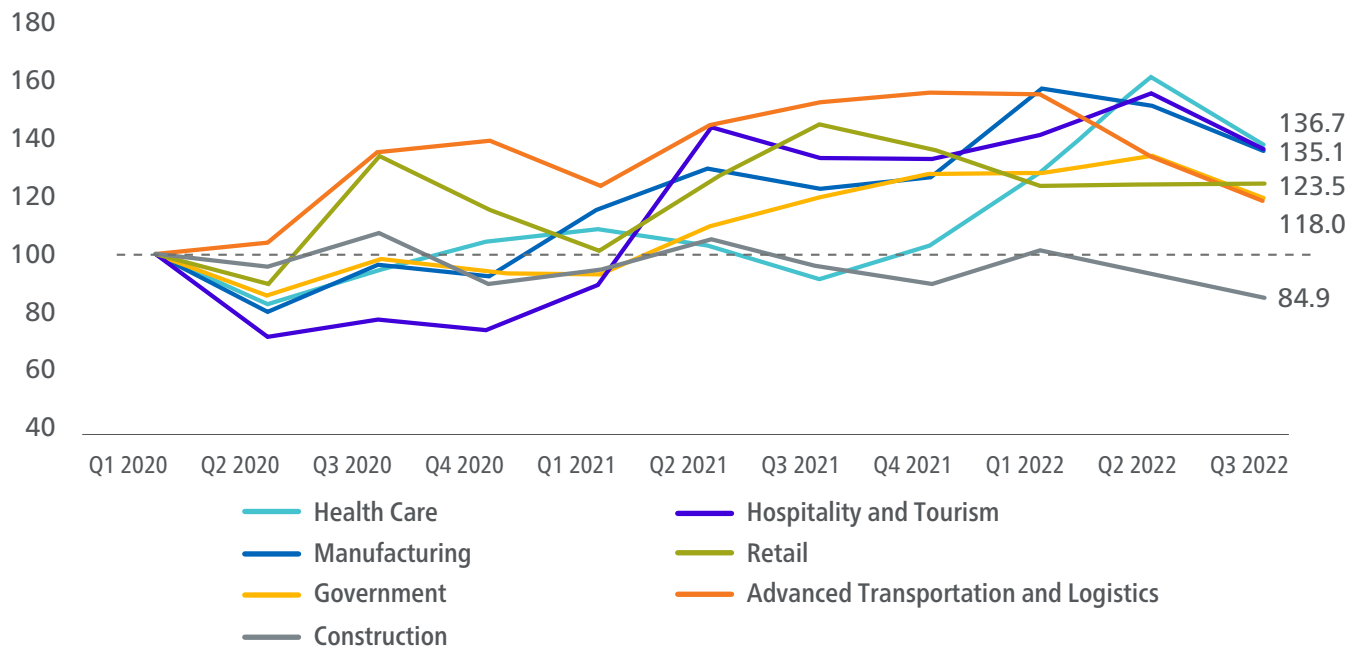


Sources: Employment data—California Employment Development Department, Labor Market Information Division, Current Employment Statistics (CES), <https://www.labormarketinfo.edd.ca.gov/cgi/dataanalysis/areaselection.asp?tablename=ces>.



Exhibit 7 displays an index of quarterly job postings for key industry sectors (health care, hospitality and tourism, government, manufacturing, retail, and transportation and logistics) in the North/Far North region. In many sectors, jobs postings volumes decreased in Q2 and Q3 2022 but remained 18% to 36.7% higher than in Q1 2020. Jobs postings volumes in construction decreased by 15.1% compared with volumes in Q1 2020.

Exhibit 7. Jobs postings volume trends in the North/Far North region, by industry sector, Q1 2020–Q3 2022 (indexed to Q1 2020)



Source: Burning Glass, Labor Insight.



REPORT SPOTLIGHTS AND NEWS

Construction sector resources available for Far North region

Two new resources for the Far North region's construction workforce have been produced. The Far North Center of Excellence was a member of a team that released a labor market study that included a survey of construction sector employers and stakeholders. A [report containing the study's findings](#) as well as [a recorded webinar hosted](#) at the end of October that was attended by community college and industry partners are now available online.

The two resources may be used to inform community college program planning processes and guide industry stakeholders in addressing workforce needs.


The study summarizes what employers report are the skills they most value in new hires. Those skills include power and hand tools skills, mathematical skills, and technical problem-solving skills. Employers also seek a working knowledge of OSHA standards and practices.

The study finds the greatest challenge facing employers is an insufficient pool of qualified workers. Employers who participated in the study reported valuing experience over education. Many respondents seemed unaware that community college training programs often incorporate hands-on experience.

Needs assessment for early childhood education workforce in Greater Sacramento region released

The Greater Sacramento Center of Excellence worked with the City of Sacramento, the Sacramento Employment Training Agency (SETA), Valley Vision, and regional community colleges on [a workforce needs assessment for](#) the early childhood education industry. The report finds that the industry operates with chronic workforce shortages that were made worse during the pandemic. Workers voiced job quality concerns, including low wages and uneven availability of retirement and health benefits. Additionally, there are equity concerns in the industry—nonwhites occupy much lower shares of supervisory positions than teacher positions. The report makes recommendations to enhance existing supports to address these issues, including better marketing and course sequence information, work-based learning, cohorts and mentorship, and online coursework.

The report notes that all eight community colleges in the Sacramento region have early childhood education programs; California State University–Sacramento has a program in Child and Adolescent Development. Together, these programs have increased certificates and degrees by 45% since the 2013–2014 academic year. The report cites studies and other initiatives, such as transitional kindergarten and reimbursement reform, that state and regional partners are undertaking to address job quality challenges. For more information, please contact Aaron Wilcher: wilchea@losrios.edu.



JOBS POSTINGS DETAIL

Presented here are detailed jobs postings data for the top employers, occupations, and skills in selected sectors in the North/Far North subregions from August 15, 2022, to November 12, 2022. Sector definitions come from existing industry crosswalks and the closest available sector information.

How to use the data:

- Top employers are potential industry partners for implementing targeted workforce development strategies.
- Top occupations, especially those shared by multiple priority sectors, highlight opportunities for developing new career education programs. Please note that occupations have not been filtered for educational requirements.
- Top skills present opportunities for further workforce development, but with a focus on skills development. These most-in-demand skills can be incorporated into existing coursework or built into new programs. Frequently requested skills, especially those listed in multiple priority sectors, may also suggest short-term certificate development areas.
- Priority sectors illuminate opportunities for cross-sector collaborations with multiple regional directors and industry partners.

Click on the content links to jump to detailed jobs postings data for the following sectors:

Agriculture, water, and environmental technology

Hospitality and tourism

Construction

Manufacturing

Government (public administration)

Transportation and logistics

Health care and social assistance

If you would like to explore a particular occupation or skill, please contact the North/Far North Center of Excellence.



Agriculture, water, and environmental technology (AgWET)

Exhibit 8. AgWET jobs postings detail, Greater Sacramento (North) subregion, August 15, 2022–November 12, 2022 (n = 3,268 jobs postings)

Top 10 Employers	Top 10 Occupations	Top 10 Specialized Skills
<ul style="list-style-type: none"> Accenture Sysco Corporation Trugreen Crossmark Coca-Cola Enterprises, Inc. United Natural Foods Core-Mark Black & Veatch Banfield Pet Hospital Premium Retail Services 	<ul style="list-style-type: none"> Sales Representatives, Wholesale and Manufacturing, Except Technical and Scientific Products Janitors and Cleaners, Except Maids and Housekeeping Cleaners Veterinarians Landscaping and Groundskeeping Workers Customer Service Representatives Computer Occupations, All Other Personal Service Managers, All Other; Entertainment and Recreation Managers, Except Gambling; and Managers, All Other Retail Salespersons Maids and Housekeeping Cleaners 	<ul style="list-style-type: none"> Customer Service Sales Cleaning Scheduling Budgeting Merchandising Customer Contact Repair Project Management Lifting Ability

Source: Burning Glass, Labor Insight.

Note: AgWET = NAICS 11, 21, 311, 312, 321, 322, 4238, 4244, 4245, 4249, 4452, 5416, 5419, 5617, 5629, 712130, 712190.

Exhibit 9. AgWET jobs postings detail, Far North subregion, August 15, 2022–November 12, 2022 (n = 445 jobs postings)

Top 10 Employers	Top 10 Occupations	Top 10 Specialized Skills
<ul style="list-style-type: none"> Forest Service Mendocino Redwood Company LLC VCA Animal Hospitals Sysco Corporation Crossmark Premium Retail Services Graphic Packaging International Ecological Farming Association Axiom Corporation National Federation of Independent Business 	<ul style="list-style-type: none"> Sales Representatives, Wholesale and Manufacturing, Except Technical and Scientific Products Veterinarians Heavy and Tractor-Trailer Truck Drivers Laborers and Freight, Stock, and Material Movers, Hand Janitors and Cleaners, Except Maids and Housekeeping Cleaners Landscaping and Groundskeeping Workers Insurance Sales Agents 	<ul style="list-style-type: none"> Scheduling Merchandising Repair Budgeting Customer Service Cleaning Forklift Operation Personnel Management Sales Personal Protective Equipment (PPE)

Source: Burning Glass, Labor Insight.

Note: AgWET = NAICS 11, 21, 311, 312, 321, 322, 4238, 4244, 4245, 4249, 4452, 5416, 5419, 5617, 5629, 712130, 712190.

Construction

Exhibit 10. Construction jobs postings detail, Greater Sacramento (North) subregion, August 15, 2022–November 12, 2022 (n = 1,836 jobs postings)

Top 10 Employers	Top 10 Occupations	Top 10 Specialized Skills
<ul style="list-style-type: none"> • Northstar, Inc. • CDM Smith • Mastec, Inc. • Lowe’s Companies, Inc. • HD Supply • Construction Innovations • Kiewit Corporation • The Turner Corporation • Lennar Corporation • Cornerstone Building Brands 	<ul style="list-style-type: none"> • Construction Managers • Electricians • Maintenance and Repair Workers, General • Cost Estimators • Construction Laborers • Heating, Air Conditioning, and Refrigeration Mechanics and Installers • Civil Engineers • Sales Representatives, Wholesale and Manufacturing, Except Technical and Scientific Products • Personal Service Managers, All Other; Entertainment and Recreation Managers, Except Gambling; and Managers, All Other • First-Line Supervisors of Construction Trades and Extraction Workers 	<ul style="list-style-type: none"> • Scheduling • Project Management • Budgeting • Repair • Plumbing • Customer Service • Construction Management • Estimating • HVAC • Sales

Source: Burning Glass, Labor Insight.
 Note: Construction = NAICS 23.

Exhibit 11. Construction jobs postings detail, Far North subregion, August 15, 2022–November 12, 2022 (n = 93 jobs postings)

Top 10 Employers	Top 10 Occupations	Top 10 Specialized Skills
<ul style="list-style-type: none"> • D.R. Horton • Sundt Construction, Inc. • Mendocino Redwood Company Llc • Kiewit Corporation • Build Com, Inc. • The Turner Corporation • Mastec Incorporated • Lassen County Planning & Building Services • Granite Construction Company • Bergelectric 	<ul style="list-style-type: none"> • Electricians • Construction Managers • Plumbers • Construction Laborers • Heating and Air Conditioning Mechanics and Installers • Welders, Cutters, and Welder Fitters • Sales Representatives, Wholesale and Manufacturing, Except Technical and Scientific Products • Rough Carpenters • Maintenance and Repair Workers, General • Civil Engineers 	<ul style="list-style-type: none"> • Repair • Electrical Work • Scheduling • Project Management • Plumbing • Machinery • Construction Management • HVAC • Budgeting • Customer Service

Source: Burning Glass, Labor Insight.
 Note: Construction = NAICS 23.

Government (public administration)

Exhibit 12. Government jobs postings detail, Greater Sacramento (North) subregion, August 15, 2022–November 12, 2022 (n = 2,399 jobs postings)

Top 10 Employers	Top 10 Occupations	Top 10 Specialized Skills
<ul style="list-style-type: none"> California Public Utilities Commission County of El Dorado State of California California State Controller's Office Placer County Guidehouse California Department of Housing and Community Development Sacramento County Sacramento Municipal Utility District 	<ul style="list-style-type: none"> Personal Service Managers, All Other; Entertainment and Recreation Managers, Except Gambling; and Managers, All Other Accountants and Auditors Lawyers Computer Occupations, All Other Janitors and Cleaners, Except Maids and Housekeeping Cleaners Bookkeeping, Accounting, and Auditing Clerks Management Analysts Sales Representatives, Wholesale and Manufacturing, Except Technical and Scientific Products Detectives and Criminal Investigators Secretaries and Administrative Assistants, Except Legal, Medical, and Executive 	<ul style="list-style-type: none"> Budgeting Scheduling Staff Management Customer Service Vaccination Public Health and Safety Project Management Repair Spreadsheets Telecommunications

Source: Burning Glass, Labor Insight.

Note: Government (public administration) = NAICS 92.

Exhibit 13. Government jobs postings detail, Far North subregion, August 15, 2022–November 12, 2022 (n = 619 jobs postings)

Top 10 Employers	Top 10 Occupations	Top 10 Specialized Skills
<ul style="list-style-type: none"> Tehama County State of California Forest Service Department of Veterans Affairs County Humboldt California Public Utilities Commission County Lake County Glenn US Customs and Border Protection County Shasta 	<ul style="list-style-type: none"> Forest and Conservation Technicians Immigration and Customs Inspectors Social Workers, All Other Registered Nurses Correctional Officers and Jailers Office Clerks, General Secretaries and Administrative Assistants, Except Legal, Medical, and Executive Mental Health Counselors Medical Assistants Industrial Engineering Technicians 	<ul style="list-style-type: none"> Vaccination Public Health and Safety Scheduling Budgeting Appointment Setting Mental Health Personnel Management Repair Staff Management Record Keeping

Source: Burning Glass, Labor Insight.

Note: Government (public administration) = NAICS 92.

Health care and social assistance

Exhibit 14. Health care and social assistance jobs postings detail, Greater Sacramento (North) subregion, August 15, 2022–November 12, 2022 (n = 20,591 jobs postings)

Top 10 Employers	Top 10 Occupations	Top 10 Specialized Skills
<ul style="list-style-type: none"> • Sutter Health • Dignity Health • UC Davis Health • Kaiser Permanente • Sutter Health Sacramento Sierra Region • Aya Healthcare • Adventist Health • Stability Healthcare • Kindercare • Wellpath 	<ul style="list-style-type: none"> • Registered Nurses • Home Health and Personal Care Aides • Medical and Health Services Managers • Licensed Practical and Licensed Vocational Nurses • Physicians, All Other; and Ophthalmologists, Except Pediatric • Medical Dosimetrists, Medical Records Specialists, and Health Technologists and Technicians, All Other • Nurse Practitioners • Medical Assistants • Speech-Language Pathologists • Physical Therapists 	<ul style="list-style-type: none"> • Patient Care • Cardiopulmonary Resuscitation (CPR) • Treatment Planning • Caregiving • Scheduling • Life Support • Advanced Cardiac Life Support (ACLS) • Customer Service • Teaching • Meal Preparation

Source: Burning Glass, Labor Insight.
 Note: Health care and social assistance = NAICS 62.

Exhibit 15. Health care and social assistance jobs postings detail, Far North subregion, August 15, 2022–November 12, 2022 (n = 7,948 jobs postings)

Top 10 Employers	Top 10 Occupations	Top 10 Specialized Skills
<ul style="list-style-type: none"> • Oroville Hospital • Adventist Health • Providence Health & Services • Enloe Medical Center • Stability Healthcare • Prime Healthcare Services • Sutter Health • Asante • Interim Healthcare • Health Carousel Travel Nursing 	<ul style="list-style-type: none"> • Registered Nurses • Physical Therapists • Physicians, All Other; and Ophthalmologists, Except Pediatric • Nurse Practitioners • Licensed Practical and Licensed Vocational Nurses • General Internal Medicine Physicians • Nursing Assistants • Family Medicine Physicians • Speech-Language Pathologists • Occupational Therapists 	<ul style="list-style-type: none"> • Patient Care • Advanced Cardiac Life Support (ACLS) • Cardiopulmonary Resuscitation (CPR) • Life Support • Treatment Planning • Acute Care • Physical Therapy • Vaccines • Surgery • Rehabilitation

Source: Burning Glass, Labor Insight.
 Note: Health care and social assistance = NAICS 62.

Hospitality and tourism

Exhibit 16. Hospitality and tourism jobs postings detail, Greater Sacramento (North) subregion, August 15, 2022–November 12, 2022 (n = 8,070 jobs postings)

Top 10 Employers	Top 10 Occupations	Top 10 Specialized Skills
<ul style="list-style-type: none"> Starbucks Coffee Company Marriott International, Inc. Palisades Tahoe Hilton Hotel Corporation Vail Resorts Management Company Cache Creek Casino Resort Taco Bell Sugar Bowl Ski Resort Buffalo Wild Wings California Family Fitness 	<ul style="list-style-type: none"> Fast Food and Counter Workers Waiters and Waitresses Food Service Managers First-Line Supervisors of Food Preparation and Serving Workers Cooks, Restaurant Dishwashers Hotel, Motel, and Resort Desk Clerks Maids and Housekeeping Cleaners Bartenders Hosts and Hostesses, Restaurant, Lounge, and Coffee Shop 	<ul style="list-style-type: none"> Cleaning Customer Service Scheduling Guest Services Cooking Food Preparation Cash Handling Sales Budgeting Staff Management

Source: Burning Glass, Labor Insight.
 Note: Hospitality and tourism = NAICS 71-72.

Exhibit 17. Hospitality and tourism jobs postings detail, Far North subregion, August 15, 2022–November 12, 2022 (n = 697 jobs postings)

Top 10 Employers	Top 10 Occupations	Top 10 Specialized Skills
<ul style="list-style-type: none"> Starbucks Coffee Company Rolling Hills Casino Colusa Casino Resort Jack in the Box Taco Bell Gold Country Casino Resort Burger King Feather Falls Casino Buffalo Wild Wings Marriott International, Inc. 	<ul style="list-style-type: none"> Fast Food and Counter Workers Cooks, Restaurant First-Line Supervisors of Food Preparation and Serving Workers Food Service Managers Waiters and Waitresses Hotel, Motel, and Resort Desk Clerks Maids and Housekeeping Cleaners Dishwashers Customer Service Representatives Bartenders 	<ul style="list-style-type: none"> Customer Service Cooking Cash Handling Food Preparation Guest Services Scheduling Cleaning Retail Industry Knowledge Staff Management Budgeting

Source: Burning Glass, Labor Insight.
 Note: Hospitality and tourism = NAICS 71-72.

Manufacturing

Exhibit 18. Manufacturing jobs postings details, Greater Sacramento (North) subregion, August 15, 2022–November 12, 2022 (n = 4,562 jobs postings)

Top 10 Employers	Top 10 Occupations	Top 10 Specialized Skills
<ul style="list-style-type: none"> • Intel Corporation • Siemens • Northrop Grumman • PepsiCo, Inc. • Danaher Corporation • Coca-Cola Enterprises, Inc. • Asml • General Dynamics • Honda • Estee Lauder Company 	<ul style="list-style-type: none"> • Sales Representatives, Wholesale and Manufacturing, Except Technical and Scientific Products • Software Developers and Software Quality Assurance Analysts and Testers • Laborers and Freight, Stock, and Material Movers, Hand • Computer Occupations, All Other • Personal Service Managers, All Other; Entertainment and Recreation Managers, Except Gambling; and Managers, All Other • Maintenance and Repair Workers, General • Sales Managers • Merchandise Displayers and Window Trimmers • Production Workers, All Other • Industrial Truck and Tractor Operators 	<ul style="list-style-type: none"> • Customer Service • Sales • Scheduling • Repair • Vaccination • Budgeting • Forklift Operation • Project Management • Quality Assurance and Control • Vaccines

Source: Burning Glass, Labor Insight.
 Note: Manufacturing = NAICS 31-33.

Exhibit 19. Manufacturing jobs postings details, Far North subregion, August 15, 2022–November 12, 2022 (n = 482 jobs postings)

Top 10 Employers	Top 10 Occupations	Top 10 Specialized Skills
<ul style="list-style-type: none"> • Mendocino Redwood Company LLC • PepsiCo, Inc. • Calportland • Bristol-Myers Squibb • Northrop Grumman • LKQ Corporation • Graphic Packaging International • Lincare • Konica Minolta • The Boeing Company 	<ul style="list-style-type: none"> • Laborers and Freight, Stock, and Material Movers, Hand • Sales Representatives, Wholesale and Manufacturing, Except Technical and Scientific Products • Merchandise Displayers and Window Trimmers • Millwrights • Industrial Truck and Tractor Operators • Retail Salespersons • Stockers and Order Fillers • Production Workers, All Other • Sales Representatives of Services, Except Advertising, Insurance, Financial Services, and Travel • Personal Service Managers, All Other; Entertainment and Recreation Managers, Except Gambling; and Managers, All Other 	<ul style="list-style-type: none"> • Repair • Forklift Operation • Sales • Scheduling • Machinery • Merchandising • Customer Service • Budgeting • Hand Tools • Packaging

Source: Burning Glass, Labor Insight.
 Note: Manufacturing = NAICS 31-33.

Transportation and logistics

Exhibit 20. Transportation and logistics jobs postings detail, Greater Sacramento (North) subregion, August 15, 2022–November 12, 2022 (n = 3,211 jobs postings)

Top 10 Employers	Top 10 Occupations	Top 10 Specialized Skills
<ul style="list-style-type: none"> • United Parcel Service, Inc. • Les Schwab Tire Center • FedEx • O’Reilly Automotive, Inc. • United States Postal Service • Napa Auto Parts • Reach Medical Holdings • AutoZone Auto Parts • Yellow • Carvana Llc 	<ul style="list-style-type: none"> • Heavy and Tractor-Trailer Truck Drivers • Laborers and Freight, Stock, and Material Movers, Hand • Automotive Service Technicians and Mechanics • Driver/Sales Workers • Customer Service Representatives • Light Truck Drivers • General and Operations Managers • Retail Salespersons • Postal Service Clerks • First-Line Supervisors of Retail Sales Workers 	<ul style="list-style-type: none"> • Customer Service • Repair • Scheduling • Sales • Customer Contact • Forklift Operation • Lifting Ability • Retail Industry Knowledge • Logistics • Commercial Driving

Source: Burning Glass, Labor Insight.

Note: Transportation and logistics = NAICS 48-49, 4413, 8111.

Exhibit 21. Transportation and logistics jobs postings detail, Far North subregion, August 15, 2022–November 12, 2022 (n = 634 jobs postings)

Top 10 Employers	Top 10 Occupations	Top 10 Specialized Skills
<ul style="list-style-type: none"> • Les Schwab Tire Center • Reach Medical Holdings • United Parcel Service, Inc. • Yellow • O’Reilly Automotive, Inc. • FedEx • J.B. Hunt Transport, Inc. • Melton Truck Lines • Delta Air Lines • System Transport 	<ul style="list-style-type: none"> • Heavy and Tractor-Trailer Truck Drivers • Tire Repairers and Changers • Automotive Service Technicians and Mechanics • Commercial Pilots • Customer Service Representatives • Light Truck Drivers • Laborers and Freight, Stock, and Material Movers, Hand • Driver/Sales Workers • Retail Salespersons • Control and Valve Installers and Repairers, Except Mechanical Door 	<ul style="list-style-type: none"> • Customer Service • Repair • Battery Testing and Installation • Motor Vehicle Operation • Tire Installation • Tire Pressure Monitoring System (TPMS) • Customer Contact • Commercial Driving • Truck Driving • Lifting Ability

Source: Burning Glass, Labor Insight.

Note: Transportation and logistics = NAICS 48-49, 4413, 8111.