

# Inland Empire/Desert Center of Excellence Newsletter and Labor Market Update



September 16, 2022

**In this issue:**

- Labor Market Update
- Subregional Unemployment Rate Map
- Regional Workforce Demand Assessment
- Labor Market in the News

Today's labor market release highlights the Inland Empire/Desert Region's employment trends in August 2022.

The region's unemployment rate increased to 4.2% in August 2022, up from a revised 4% the previous month and down from 7.5% one year ago.

Nonfarm employers reported an increase of 9,300 jobs in August 2022, nearly 17% of the state's net nonfarm job gains over the month. Farm employers cut 3,400 jobs.

## INLAND EMPIRE/DESERT LABOR MARKET UPDATE

August 2022



Unemployment Rate  
Increased to  
**4.2%**



Nonfarm Employers  
Added  
**9,300 jobs**  
over the month

### Civilian Labor Force and the Unemployment Rate

The civilian labor force is the total count of resident workers, 16 years and older, working or actively seeking work. The unemployment rate represents the number of unemployed expressed as a share of the total labor force. Exhibit 1 displays the region's unemployment rate change over the previous year.

Exhibit 1. Unemployment Rate Trend, Inland Empire/Desert Region, August 2021 to August 2022

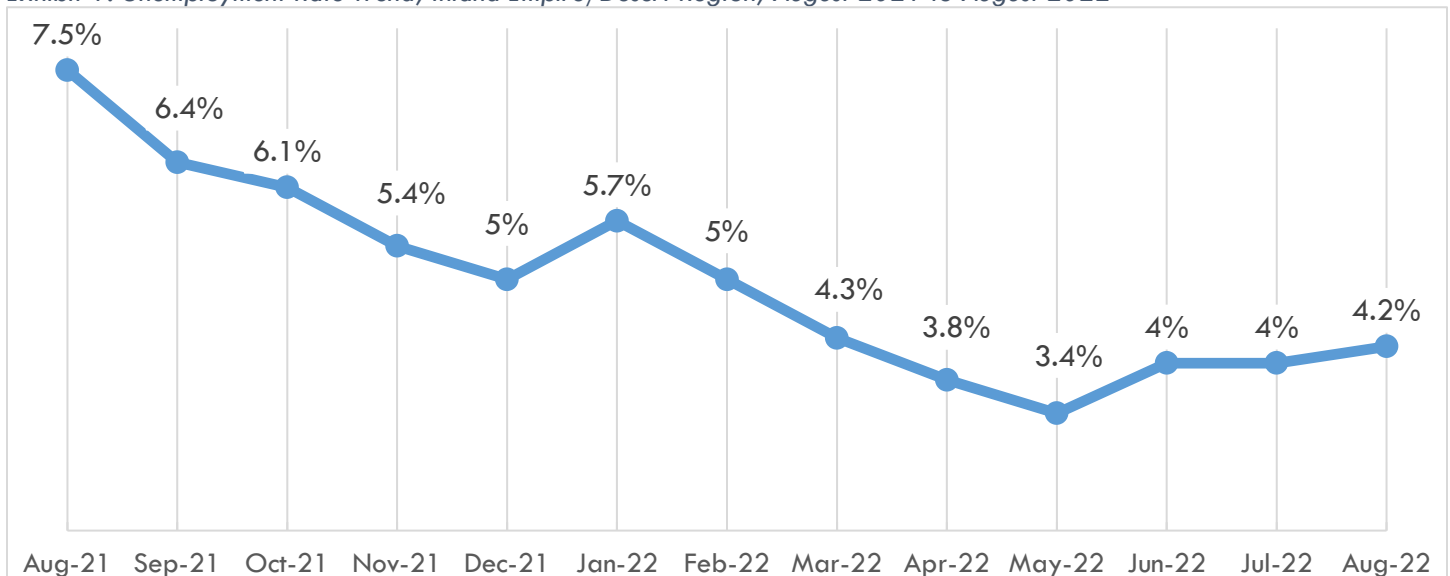


Exhibit 2. Labor Force Month-over, Year-over, and Year-to-date Change, Inland Empire/Desert Region, August 2022

Labor Force	Aug-22	Month-over Change	Month-over % Change	Year-over Change	Year-over % Change	Year-to-Date Change	Year-to-Date % Change
Labor Force	2,185,500	12,700	0.6%	72,900	3.5%	20,200	0.9%
Employment	2,093,100	6,400	0.3%	138,800	7.1%	50,600	2.5%
Unemployment	92,400	6,300	7.3%	-65,900	-41.6%	-30,400	-24.8%
Unemployment Rate	4.2%						

### Industry Employment and Jobs

Industries are groups of employer establishments categorized by their primary business activity; what they produce, sell, or the services they provide.

In August 2022, nonfarm employers added 9,300 jobs to the region, a 0.6% increase over the month. The region accounted for nearly 17% of the state’s net nonfarm job gains (CA added 55,600 jobs, unadjusted). Farm employers reported 3,400 fewer jobs over the month.

From August 2021 to August 2022, nonfarm employers added 89,300 jobs, up 5.7% over the year. Farm employment has increased by 1.6% over the year, adding 200 jobs.

Year-to-date, from January 2022 to August 2022, nonfarm employers added 53,100 jobs, increasing employment by 3.3%.

Exhibit 2. Total Nonfarm Industry Employment (in millions), Inland Empire/Desert Region, August 2021 to August 2022

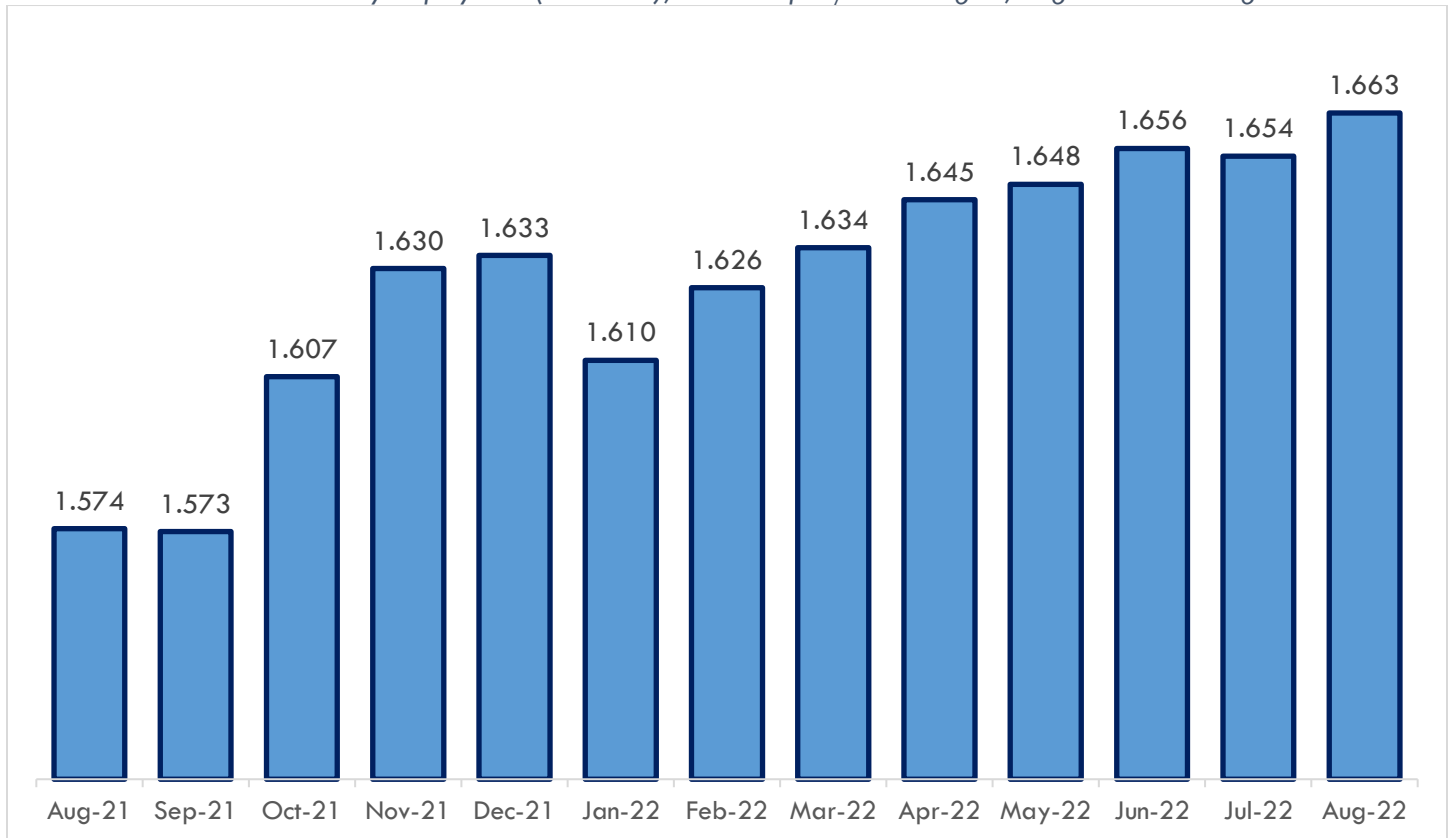


Exhibit 4. Industry Sector Month-over and Year-over Job Change, Inland Empire/Desert Region, August 2022

Industry Sector	Aug-22	Month-over Change	Month-over % Change	Year-over Change	Year-over % Change	Year-to-Date Change	Year-to-Date % Change
Total Nonfarm	1,663,100	9,300	0.6%	89,300	5.7%	53,100	3.3%
Total Farm	12,600	-3,400	-21.3%	200	1.6%	-2,200	-14.9%
Government	248,500	3,800	1.6%	11,400	4.8%	-4,300	-1.7%
Health Care & Social Assistance	248,100	2,000	0.8%	10,300	4.3%	11,600	4.9%
Transportation & Warehousing	211,700	1,000	0.5%	22,900	12.1%	-800	-0.4%
Retail Trade	183,300	-200	-0.1%	6,200	3.5%	200	0.1%
Accommodation & Food Services	165,000	300	0.2%	16,600	11.2%	17,000	11.5%
Administrative & Support & Waste Services	122,000	2,600	2.2%	6,300	5.4%	8,300	7.3%
Construction	113,300	-600	-0.5%	2,100	1.9%	9,700	9.4%
Manufacturing	99,300	-200	-0.2%	4,200	4.4%	4,300	4.5%
Wholesale Trade	70,900	500	0.7%	3,300	4.9%	2,700	4%
Professional, Scientific & Technical Services	49,200	600	1.2%	3,700	8.1%	3,800	8.4%
Other Services	43,800	-900	-2.0%	-1,000	-2.2%	100	0.2%
Finance & Insurance	23,700	-200	-0.8%	-700	-2.9%	-400	-1.7%
Real Estate & Rental & Leasing	23,400	0	0%	2,400	11.4%	2,400	11.4%
Educational Services	18,300	400	2.2%	1,000	5.8%	-400	-2.1%
Arts, Entertainment & Recreation	17,600	300	1.7%	500	2.9%	-1,800	-9.3%
Information	10,000	-100	-1%	0	0%	300	3.1%
Management of Companies & Enterprises	8,700	100	1.2%	200	2.4%	400	4.8%
Utilities	5,000	0	0%	0	0%	0	0%
Mining and Logging	1,300	-100	-7.1%	-100	-7.1%	0	0%

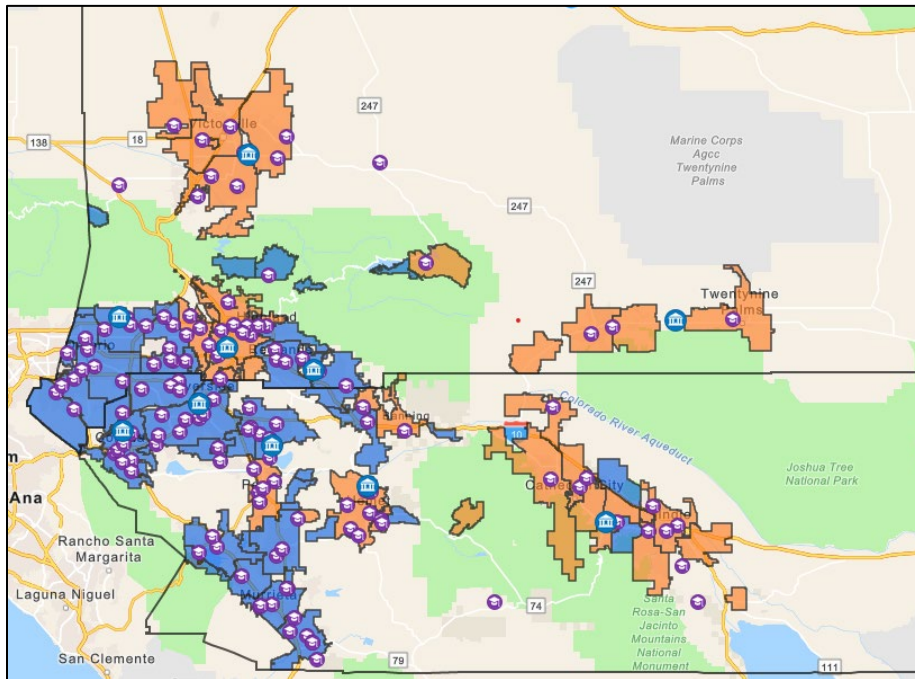
## Regional City and Community Unemployment Rate Map

The COE's August 2022 Inland Empire/Desert Subcounty map displays the unemployment rates for 87 regional cities and census-designated places. Each city and community is shaded based on its relationship to the region's August 2022 unemployment rate of 4.2%.

- **Blue-shaded** communities have an unemployment rate at or below the regional unemployment rate
- **Orange-shaded** communities have an unemployment rate above the regional unemployment rate

View the Map here: [https://bit.ly/IEDCOE\\_URmap\\_Aug22](https://bit.ly/IEDCOE_URmap_Aug22)

Exhibit 5. Subcounty Unemployment Rates, Inland Empire/Desert, August 2022



Reviewing the region's four subcounty areas, the High Desert and Low Desert subregions experienced greater variation in community unemployment rates compared to the Inland Empire-Riverside and Inland Empire-San Bernardino subregions, which had a narrower range of local unemployment rates.

- High Desert-San Bernardino County subregion
  - Low: 5.1 in Twentynine Palms
  - High: 9% in Adelanto
- Low Desert-Riverside County subregion
  - Low: 2.3% in Indian Wells
  - High: 11.5% in Coachella
- Inland Empire-San Bernardino County subregion
  - Low: 2.7% in Chino Hills
  - High: 5.2% in San Bernardino
- Inland Empire-Riverside County subregion
  - Low: 2.3% in Calimesa
  - High: 5.7% in Hemet

What is the unemployment rate in your community?

[https://bit.ly/IEDCOE\\_URmap\\_Aug22](https://bit.ly/IEDCOE_URmap_Aug22)

## 2022 Regional Workforce Demand Assessment

To assist community colleges with strategic planning and program development, the Inland Empire/Desert Region Center of Excellence (COE) has released a [workforce demand assessment highlighting high-quality job opportunities](#) in the region.

High-quality job opportunities show strong employment demand and offer median hourly earnings above the state's living wage standard.

A key finding of the report is that approximately 45% of regional residents have a high school diploma or less, indicating an opportunity to expand career education program outreach. Over the next five years, the region is projected to have nearly 91,300 community college-level annual job openings.

The Centers of Excellence (COE) recommends addressing educational attainment shortfalls in the region by expanding career education programs focused on high-quality job opportunities.

Sectors with a high concentration of these job opportunities include:

- Advanced Transportation & Logistics
- Energy, Construction & Utilities
- Business & Entrepreneurship

Supervisory and management positions within the advanced transportation & logistics sector pay relatively high wages and are particularly promising, with nearly 1,500 annual openings projected for first-line supervisors of transportation and material moving workers (except aircraft cargo handling supervisors) and 310 annual openings for transportation, storage, and distribution managers.

Regional construction employers are projected to add nearly 9,400 jobs (representing 6.6% growth) over the next five years. Five high-quality construction occupations present opportunities for regional community college program development, including carpenters; glaziers; plumbers, pipefitters, and steamfitters; sheet metal workers; and structural iron and steel workers.

The business & entrepreneurship sector contains many high-quality job opportunities, most of which are currently trained by regional community college programs, such as general and operations managers. Through the expansion of program offerings, community colleges could provide training for an additional high-quality business & entrepreneurship occupation, claims adjusters, examiners, and investigators.

The occupations highlighted in the report may serve as a resource for community colleges calibrating existing or developing new career education (CE) programs to address regional workforce needs.



## Labor Market in the News

### Who Are America's Missing Workers? – New York Times

According to a recent study published in Science Advances, one barrier disproportionately affecting men is the persistent impact of a criminal record: By age 35, 46% of unemployed men also have a criminal conviction. A subscription may be required.

[https://www.nytimes.com/2022/09/12/business/economy/labor-participation-covid.html?unlocked\\_article\\_code=FJ3inZYbWtNlsXaTNZr-2oz3tEmVRaZm0LQtXg7GpZyx3zqZmD78Z2ZonL6W7OQ1P3EscHxJQ2-YaJRYLnRozdFGCrZT IXq8vJOq7LkTpFiPHTw4DNhTmauSsMofQVg1UPZH3 jz2BIWXYpZGA5dbu2GdlfQM fzlmMvWjDOsGq8-NrTbogMWe-w2mHatUdq3rd 13nsKURD7rBAhiQJGIUQaa7dOuqUlzbJ6R-2UjPm9KzWPc9Hn00 AdT7rc6SWcEfp-N0jz3jC1NdgagnePt1dWESr1frLPMSpeYU9Q7NXwUHceghbKlt4ed89aL8EHgHq15xr OFLFvN8vTbXm-gyYF6G0iXM psQ&smid=share-url](https://www.nytimes.com/2022/09/12/business/economy/labor-participation-covid.html?unlocked_article_code=FJ3inZYbWtNlsXaTNZr-2oz3tEmVRaZm0LQtXg7GpZyx3zqZmD78Z2ZonL6W7OQ1P3EscHxJQ2-YaJRYLnRozdFGCrZT IXq8vJOq7LkTpFiPHTw4DNhTmauSsMofQVg1UPZH3 jz2BIWXYpZGA5dbu2GdlfQM fzlmMvWjDOsGq8-NrTbogMWe-w2mHatUdq3rd 13nsKURD7rBAhiQJGIUQaa7dOuqUlzbJ6R-2UjPm9KzWPc9Hn00 AdT7rc6SWcEfp-N0jz3jC1NdgagnePt1dWESr1frLPMSpeYU9Q7NXwUHceghbKlt4ed89aL8EHgHq15xr OFLFvN8vTbXm-gyYF6G0iXM psQ&smid=share-url)

### California Passes Law Requiring Companies to Post Salary Ranges on Job Listings – Los Angeles Times

New legislation requires California employers with more than 100 employees to display their median gender and racial pay gaps. The bill requires the Governor's signature to become law. A subscription may be required.

<https://www.latimes.com/business/story/2022-08-30/california-passes-law-requiring-companies-to-post-salary-ranges-on-job-listings>

### Data Show Gender Pay Gap Opens Early – Wall Street Journal

New data covering 1.7 million college graduates who received federal student aid showed a pay gap between men and women soon after entering the workforce, even among those receiving the same degree from the same school. A subscription may be required.

[https://www.wsj.com/articles/gender-pay-gap-college-11659968901?st=pds9v4qppvomkl&reflink=desktopwebshare\\_permalink](https://www.wsj.com/articles/gender-pay-gap-college-11659968901?st=pds9v4qppvomkl&reflink=desktopwebshare_permalink)

--

Happy Fall! 🍁

Inland Empire/Desert Center of Excellence for Labor Market Research

[Michael Goss](#)

[Paul Vaccher](#)

Source: California Employment Development Department, Labor Market Information Division, August 2022. Retrieved from <https://www.labormarketinfo.edd.ca.gov/>