

April 2021

The North/Far North Center of Excellence is sharing a semi-monthly bulletin of findings on job postings, unemployment, industry measures, and other real-time data. Some data points that we have traditionally used do not reflect the current economic disruption due to COVID-19. The economic update is abbreviated for April. The report in May will contain additional unemployment and industry sector data for February and March.


[READ ARCHIVED ECONOMIC BULLETINS HERE](#)

[SUBSCRIBE TO THE ECONOMIC UPDATE HERE](#)

## SUMMARY

- In January 2021, unemployment rates remained virtually unchanged from December: 7.7% in the Greater Sacramento (North) region and 8.3% in the Far North. These rates reversed the steady decline in unemployment rates between May and October.
- With the exception of Sacramento County, the highest unemployment rates are in rural counties, in particular, Siskiyou County, Lake County, Yuba County, and Sutter County. These counties' unemployment rates remain above 9%.
- Labor force data poses concerns for the Far North region, where the numbers of workers have dropped more than six percentage points from 2019 levels and are stagnating. Employment in the Greater Sacramento (North) region has begun a tepid recovery.

This economic update presents the top employers, occupations, and skills in jobs postings in advanced manufacturing; business and entrepreneurship; energy, construction, and utilities; health care; information and communication technology and digital media; and public administration for January through March 2021.

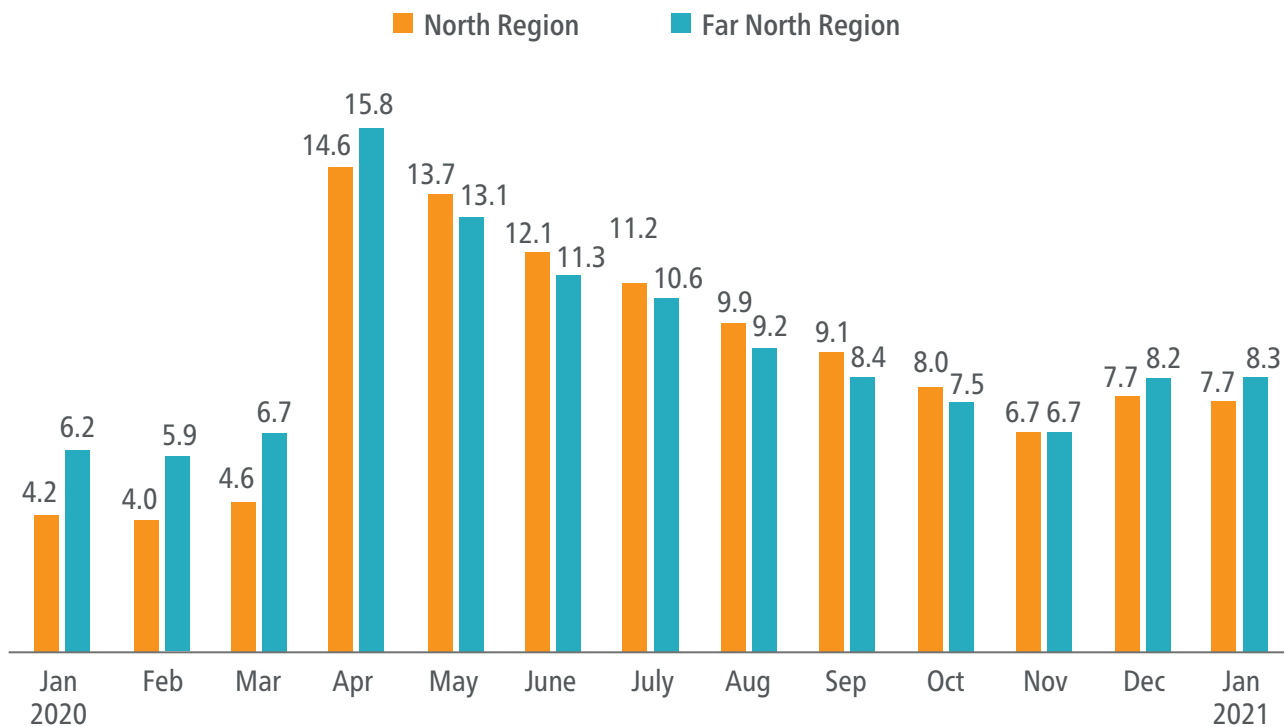


# COE INSIGHTS

## Unemployment data

Unemployment rates fell consistently between May and November in the North/Far North subregions (Exhibit 1). With the coronavirus resulting in renewed closures, unemployment rates spiked again in December. They have remained elevated. In January 2021, the average unemployment rate in the seven-county Greater Sacramento (North) subregion was 7.7%. In the 15-county Far North subregion, it was 8.3%.

**Exhibit 1. Unemployment rates (%), North/Far North subregions, January 2020–January 2021**



Source: California Employment Development Department, Labor Market Information Division (LMID), Labor Force and Unemployment, <https://www.labormarketinfo.edd.ca.gov/data/unemployment-and-labor-force.html>.

Note: Unemployment rates are averaged across the counties of each subregion. Due to a lag in reporting for counties in February, February and March 2021 data will be unavailable from the COE until the May economic update.



Unemployment rates in the individual counties remained virtually unchanged from December 2020 to January 2021 (Exhibit 2 and Exhibit 3). The rates are highest in Sacramento County as a result of the prevalence of hospitality jobs in the urban core. But they are generally higher in rural counties than in urban counties, extending the typical pre-pandemic trend. Among rural counties, Siskiyou County, Lake County, Yuba County, and Sutter County have the highest rates of unemployment; among these counties, only Lake County has an unemployment rate under 9%.

**Exhibit 2. Unemployment rates (%), North subregion by county, August 2020–January 2021**

| County            | Aug  | Sep  | Oct | Nov | Dec  | Jan  |
|-------------------|------|------|-----|-----|------|------|
| <b>El Dorado</b>  | 8.4  | 7.6  | 6.7 | 5.7 | 6.7  | 6.9  |
| <b>Nevada</b>     | 8.6  | 7.7  | 6.8 | 5.7 | 6.7  | 6.7  |
| <b>Placer</b>     | 8.2  | 7.2  | 6.3 | 5.2 | 6.0  | 6.0  |
| <b>Sacramento</b> | 10.9 | 10.0 | 8.8 | 7.3 | 8.3  | 8.1  |
| <b>Sutter</b>     | 10.1 | 9.4  | 8.6 | 8.0 | 10.0 | 10.2 |
| <b>Yolo</b>       | 8.0  | 7.2  | 6.5 | 5.7 | 6.9  | 6.9  |
| <b>Yuba</b>       | 10.7 | 10.1 | 9.3 | 8.2 | 9.8  | 9.9  |

Source: California Employment Development Department, Labor Market Information Division (LMID), Labor Force and Unemployment, <https://www.labormarketinfo.edd.ca.gov/data/unemployment-and-labor-force.html>.

Note: Unemployment rates are averaged across the counties of each subregion. Due to a lag in reporting for counties in February, February and March 2021 data will be unavailable from the COE until the May economic update.

**Exhibit 3. Unemployment rates (%), Most populous Far North subregion counties, August 2020–January 2021**

| County           | Aug | Sep | Oct | Nov | Dec | Jan |
|------------------|-----|-----|-----|-----|-----|-----|
| <b>Butte</b>     | 9.7 | 9.1 | 7.9 | 6.9 | 8.1 | 8.3 |
| <b>Humboldt</b>  | 9.3 | 8.0 | 7.2 | 6.1 | 7.5 | 7.3 |
| <b>Lake</b>      | 9.5 | 8.9 | 8.3 | 7.4 | 8.8 | 8.8 |
| <b>Mendocino</b> | 9.5 | 8.6 | 7.8 | 6.7 | 7.8 | 7.7 |
| <b>Shasta</b>    | 8.7 | 8.0 | 7.3 | 6.5 | 7.9 | 7.8 |
| <b>Siskiyou</b>  | 9.1 | 8.0 | 7.3 | 6.8 | 9.5 | 9.7 |

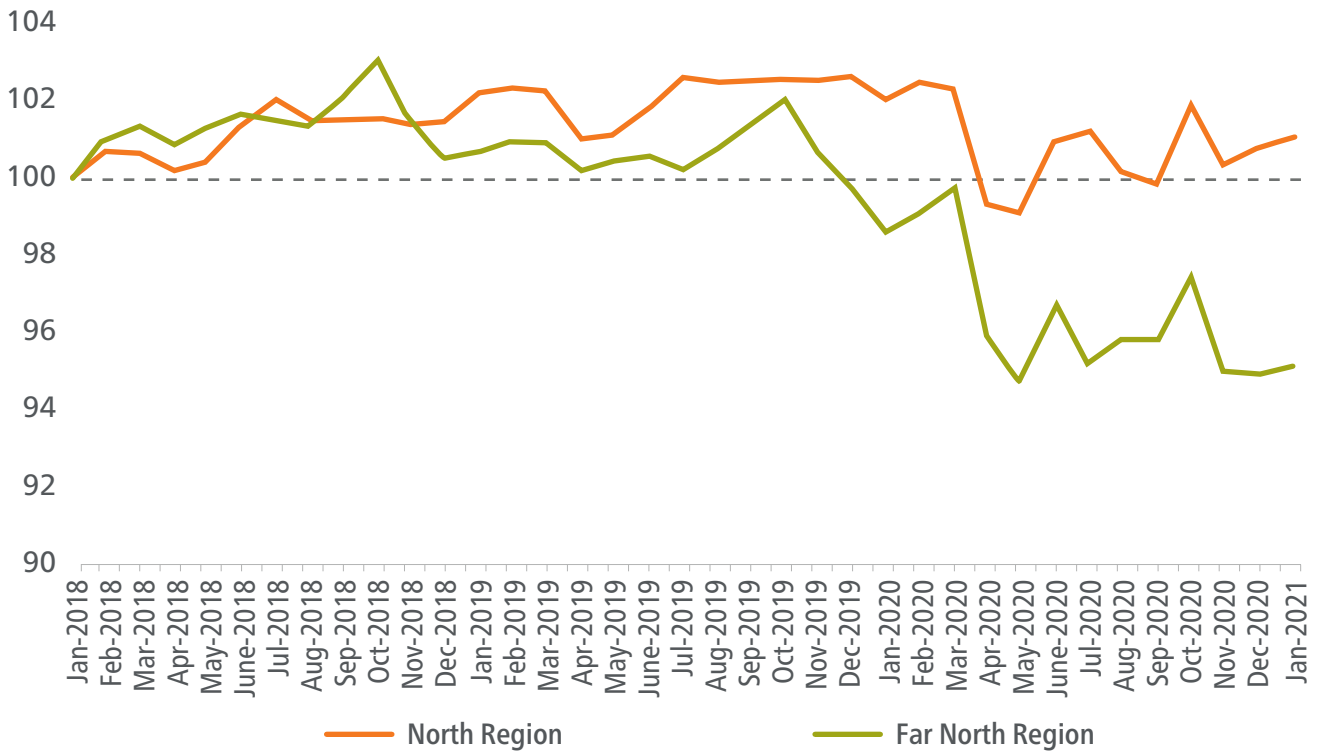
Source: California Employment Development Department, Labor Market Information Division (LMID), Labor Force and Unemployment, <https://www.labormarketinfo.edd.ca.gov/data/unemployment-and-labor-force.html>.

Note: Unemployment rates are averaged across the counties of each subregion. Due to a lag in reporting for counties in February, February and March 2021 data will be unavailable from the COE until the May economic update.

## Labor Force

The COE updated labor force data (the sum of employed and unemployed people) for January 2021 and changed the baseline index from January 2016 to January 2018. The new data highlight the struggles of the rural Far North during the pandemic. December and January data show the labor force in the Far North counties in decline and hovering at levels seen in May 2020. The decline signals people retiring, halting work searches, and leaving the region—phenomena that could point to long-term economic restructuring due to a loss of talent and consumers. The labor force in the Greater Sacramento (North) region has fared better, with a slow but consistent recovery.

**Exhibit 4. Civilian labor force, North and Far North subregions, monthly trend indexed to January 2018**



Source: California Employment Development Department, Labor Market Information Division (LMID), Labor Force and Unemployment, <https://www.labormarketinfo.edd.ca.gov/data/unemployment-and-labor-force.html>.

Note: Unemployment rates are averaged across the counties of each subregion. Due to a lag in reporting for counties in February, February and March 2021 data will be unavailable from the COE until the May economic update.





# Appendix: Jobs Postings Trends

The appendices show the top employers, occupations, and skills for selected sectors in the North and Far North subregions from January 22, 2021, to March 22, 2021. The analysis uses industry sector definitions to align job postings data with economic development efforts and to investigate cross-sector strategies. Top occupations are not filtered for skill-level requirements. Skill-level analysis indicates potential areas for curriculum development.

Click on the content links to jump to detailed data for the following sectors:

- [Advanced Manufacturing](#)
- [Business and Entrepreneurship](#)
- [Energy, Construction, and Utilities](#)
- [Health Care](#)
- [ICT and Digital Media](#)
- [Public Administration](#)



## Advanced Manufacturing

**Exhibit A1. Advanced Manufacturing, Greater Sacramento, January 22, 2021–March 22, 2021**  
(n = 2,934 jobs postings)

| Top 10 Employers   | Top 10 Occupations   | Top 10 Specialized Skills  |
|--|--|--|
| <ul style="list-style-type: none"> <li>• Intel Corporation</li> <li>• Merck &amp; Company</li> <li>• Siemens</li> <li>• Bayer Corporation</li> <li>• Caterpillar, Inc.</li> <li>• Danaher, Inc.</li> <li>• Stryker Medical</li> <li>• Teledyne Technologies</li> <li>• General Dynamics</li> <li>• Jeld Wen, Inc.</li> </ul> | <ul style="list-style-type: none"> <li>• Sales Representatives</li> <li>• Industrial Truck and Tractor Operators</li> <li>• Computer Occupations, All Other</li> <li>• Production Workers, All Other</li> <li>• Software Developers</li> <li>• Laborers and Freight, Stock, and Material Movers</li> <li>• Engineering Technicians, excluding Drafters</li> <li>• Maintenance and Repair Workers</li> <li>• Managers, All Other</li> </ul> | <ul style="list-style-type: none"> <li>• Repair</li> <li>• Customer Service</li> <li>• Sales</li> <li>• Scheduling</li> <li>• Cleaning</li> <li>• Project Management</li> <li>• Forklift Operation</li> <li>• Budgeting</li> <li>• Personal Protective Equipment (PPE)</li> <li>• Quality Assurance and Control</li> </ul> |

Source: Burning Glass, Labor Insight.

Note: Advanced Manufacturing = NAICS 31-33.

**Exhibit A2. Advanced Manufacturing, Far North, January 22, 2021–March 22, 2021**  
(n = 403 jobs postings)

| Top 10 Employers  | Top 10 Occupations  | Top 10 Specialized Skills  |
|---|---|--|
| <ul style="list-style-type: none"> <li>• AbbVie</li> <li>• Mendocino Forest Products Company</li> <li>• Merck &amp; Company</li> <li>• Mendocino Redwood Company, LLC.</li> <li>• PepsiCo, Inc.</li> <li>• LKQ Corporation</li> <li>• Bluecrew</li> <li>• Schwan Food</li> <li>• Archer Daniels Midland</li> <li>• Vista Outdoor, Inc.</li> </ul> | <ul style="list-style-type: none"> <li>• Natural Sciences Managers</li> <li>• Managers, All Other</li> <li>• Production Workers, All Other</li> <li>• Laborers and Freight, Stock, and Material Movers</li> <li>• Maintenance and Repair Workers</li> <li>• Industrial Truck and Tractor Operators</li> <li>• Sales Representatives</li> <li>• Marketing Managers</li> <li>• General and Operations Managers</li> <li>• Industrial Production Managers</li> </ul> | <ul style="list-style-type: none"> <li>• Budgeting</li> <li>• Scheduling</li> <li>• Repair</li> <li>• Forklift Operation</li> <li>• Project Management</li> <li>• Machinery</li> <li>• Customer Service</li> <li>• Sales</li> <li>• Cleaning</li> <li>• Welding</li> </ul> |

Source: Burning Glass, Labor Insight.

Note: Advanced Manufacturing = NAICS 31-33.

## Business and Entrepreneurship

**Exhibit A3. Business and Entrepreneurship, Greater Sacramento, January 22, 2021–March 22, 2021**  
(n = 11,011 jobs postings)

| Top 10 Employers  | Top 10 Occupations  | Top 10 Specialized Skills   |
|---|---|---|
| <ul style="list-style-type: none"> <li>• Anthem Blue Cross</li> <li>• Ernst &amp; Young</li> <li>• Deloitte</li> <li>• Assurance Independent Agents</li> <li>• Blue Cross Blue Shield of California</li> <li>• Allied Universal</li> <li>• Golden Credit Union</li> <li>• Accenture</li> <li>• Advantage Sales &amp; Marketing</li> <li>• FPI Management, Inc.</li> </ul> | <ul style="list-style-type: none"> <li>• Sales Representatives</li> <li>• Customer Service Representatives</li> <li>• Insurance Sales Agents</li> <li>• Computer Occupations, All Other</li> <li>• Managers, All Other</li> <li>• Security Guards</li> <li>• Real Estate Sales Agents</li> <li>• Software Developers</li> <li>• Loan Officers</li> <li>• Registered Nurses</li> </ul> | <ul style="list-style-type: none"> <li>• Customer Service</li> <li>• Sales</li> <li>• Budgeting</li> <li>• Scheduling</li> <li>• Project Management</li> <li>• Cleaning</li> <li>• Customer Contact</li> <li>• Personal Protective Equipment (PPE)</li> <li>• Business Development</li> <li>• Accounting</li> </ul> |

Source: Burning Glass, Labor Insight.

Note: Business and Entrepreneurship = NAICS 52-56.

**Exhibit A4. Business and Entrepreneurship, Far North, January 22, 2021–March 22, 2021**  
(n = 847 jobs postings)

| Top 10 Employers   | Top 10 Occupations   | Top 10 Specialized Skills  |
|--|--|--|
| <ul style="list-style-type: none"> <li>• Assurance Independent Agents</li> <li>• WIS International</li> <li>• Allied Universal</li> <li>• Umpqua Holdings Corporation</li> <li>• Tri Counties Bank</li> <li>• FPI Management, Inc.</li> <li>• Vibra Healthcare</li> <li>• Tetra Tech</li> <li>• U.S. Bancorp</li> <li>• JP Morgan Chase Company</li> </ul> | <ul style="list-style-type: none"> <li>• Insurance Sales Agents</li> <li>• Customer Service Representatives</li> <li>• Registered Nurses</li> <li>• Security Guards</li> <li>• Sales Representatives</li> <li>• Tellers</li> <li>• Merchandise Displayers and Window Trimmers</li> <li>• Maintenance and Repair Workers</li> <li>• Financial Services Sales Agents</li> <li>• Property, Real Estate, and Community Association Managers</li> </ul> | <ul style="list-style-type: none"> <li>• Customer Service</li> <li>• Sales</li> <li>• Scheduling</li> <li>• Cleaning</li> <li>• Budgeting</li> <li>• Customer Contact</li> <li>• Repair</li> <li>• Insurance Sales</li> <li>• Data Entry</li> <li>• Property Management</li> </ul> |

Source: Burning Glass, Labor Insight.

Note: Business and Entrepreneurship = NAICS 52-56.

## Energy, Construction, and Utilities

**Exhibit A5. Energy, Construction, and Utilities (ECU), Greater Sacramento, January 22, 2021–March 22, 2021 (n = 2,699 jobs postings)**

| Top 10 Employers   | Top 10 Occupations   | Top 10 Specialized Skills  |
|--|--|--|
| <ul style="list-style-type: none"> <li>Pacific Gas and Electric Company</li> <li>Verizon Communications</li> <li>Yuba City Unified School District</li> <li>T Mobile USA, Inc.</li> <li>HD Supply</li> <li>Cornerstone Building Brands</li> <li>Villara Building Systems</li> <li>Northstar Inc.</li> <li>AECOM Technology Company</li> <li>Kratos Defense &amp; Security Solutions</li> </ul> | <ul style="list-style-type: none"> <li>Construction Managers</li> <li>Civil Engineers</li> <li>Retail Salespersons</li> <li>Sales Representatives</li> <li>Construction Laborers</li> <li>Managers, All Other</li> <li>Cost Estimators</li> <li>Plumbers</li> <li>First-line Supervisors of Construction Trades and Extraction Workers</li> <li>HVAC Mechanics and Installers</li> </ul> | <ul style="list-style-type: none"> <li>Project Management</li> <li>Scheduling</li> <li>Budgeting</li> <li>Customer Service</li> <li>Construction Management</li> <li>Civil Engineering</li> <li>Sales</li> <li>Repair</li> <li>Cleaning</li> <li>Plumbing</li> </ul> |

Source: Burning Glass, Labor Insight.

Note: ECU = NAICS 22, 23, 517, and 5413.

**Exhibit A6. Energy, Construction, and Utilities (ECU), Far North, January 22, 2021–March 22, 2021 (n = 215 jobs postings)**

| Top 10 Employers  | Top 10 Occupations  | Top 10 Specialized Skills  |
|---|---|--|
| <ul style="list-style-type: none"> <li>Pacific Gas and Electric Company</li> <li>T Mobile USA, Inc.</li> <li>Stantec, Inc.</li> <li>Bureau of Reclamation</li> <li>United States Cellular</li> <li>Bureau Veritas</li> <li>Ferguson</li> <li>Payless Building Supply</li> <li>Parsons Brinckerhoff</li> <li>Jacobs Engineering Group, Inc.</li> </ul> | <ul style="list-style-type: none"> <li>Electricians</li> <li>Managers, All Other</li> <li>Maintenance and Repair Workers</li> <li>Welders</li> <li>Civil Engineers</li> <li>Architectural and Engineering Managers</li> <li>Construction Managers</li> <li>Carpenters</li> <li>Construction and Building Inspectors</li> <li>Heavy and Tractor-Trailer Truck Drivers</li> </ul> | <ul style="list-style-type: none"> <li>Project Management</li> <li>Scheduling</li> <li>Budgeting</li> <li>Repair</li> <li>Customer Service</li> <li>Customer Contact</li> <li>Plumbing</li> <li>Personal Protective Equipment</li> <li>Electrical Work</li> <li>Welding</li> </ul> |

Source: Burning Glass, Labor Insight.

Note: ECU = NAICS 22, 23, 517, and 5413.



## Health Care

**Exhibit A8. Health Care, Greater Sacramento, January 22, 2021–March 22, 2021, (n = 11,287 jobs postings)**

| Top 10 Employers   | Top 10 Occupations   | Top 10 Specialized Skills   |
|--|--|---|
| <ul style="list-style-type: none"> <li>• Dignity Health</li> <li>• Sutter Health</li> <li>• Care in Homes</li> <li>• UC Davis Health</li> <li>• Kaiser Permanente</li> <li>• Adventist Health</li> <li>• Soliant Health</li> <li>• Marshall Medical Center</li> <li>• Atria Senior Living</li> <li>• RN Travel Healthcare</li> </ul> | <ul style="list-style-type: none"> <li>• Registered Nurses</li> <li>• Personal Care Aides</li> <li>• Medical and Health Services Managers</li> <li>• Licensed Practical and Vocational Nurses</li> <li>• Speech-Language Pathologists</li> <li>• Medical Assistants</li> <li>• Physicians and Surgeons, All Other</li> <li>• Medical Secretaries</li> <li>• Nursing Assistants</li> <li>• Internists, General</li> </ul> | <ul style="list-style-type: none"> <li>• Patient Care</li> <li>• Scheduling</li> <li>• Cardiopulmonary Resuscitation (CPR)</li> <li>• Cleaning</li> <li>• Caregiving</li> <li>• Personal Protective Equipment (PPE)</li> <li>• Treatment Planning</li> <li>• Advanced Cardiac Life Support (ACLS)</li> <li>• Customer Service</li> <li>• Home Health</li> </ul> |

Source: Burning Glass, Labor Insight.

Note: Health Care = NAICS 62.

**Exhibit A9. Health Care, Far North, January 22, 2021–March 22, 2021 (n = 3,635 jobs postings)**

| Top 10 Employers   | Top 10 Occupations   | Top 10 Specialized Skills   |
|--|--|---|
| <ul style="list-style-type: none"> <li>• Adventist Health</li> <li>• Dignity Health</li> <li>• Enloe Medical Center</li> <li>• Covenant Health</li> <li>• Nomad Health</li> <li>• Next Travel Nursing</li> <li>• Central Valley Specialty Hospital</li> <li>• Wellpath</li> <li>• Nurses PRN</li> <li>• Prime Healthcare Services</li> </ul> | <ul style="list-style-type: none"> <li>• Registered Nurses</li> <li>• Physicians and Surgeons, All Other</li> <li>• Internists, General</li> <li>• Family and General Practitioners</li> <li>• Medical and Health Services Managers</li> <li>• Nurse Practitioners</li> <li>• Licensed Practical and Vocational Nurses</li> <li>• Speech-Language Pathologists</li> <li>• Physical Therapists</li> <li>• Nursing Assistants</li> </ul> | <ul style="list-style-type: none"> <li>• Patient Care</li> <li>• Advanced Cardiac Life Support (ACLS)</li> <li>• Acute Care</li> <li>• Cardiopulmonary Resuscitation (CPR)</li> <li>• Scheduling</li> <li>• Treatment Planning</li> <li>• Caregiving</li> <li>• Oncology</li> <li>• Pediatrics</li> <li>• Life Support</li> </ul> |

Source: Burning Glass, Labor Insight.

Note: Health Care = NAICS 62.

## ICT and Digital Media

**Exhibit A9. ICT and Digital Media, Greater Sacramento, January 22, 2021–March 22, 2021**  
(n = 4,413 jobs postings)

| Top 10 Employers  | Top 10 Occupations  | Top 10 Specialized Skills   |
|---|---|---|
| <ul style="list-style-type: none"> <li>• Anthem Blue Cross</li> <li>• Ernst &amp; Young</li> <li>• Deloitte</li> <li>• Travelers</li> <li>• Intel Corporation</li> <li>• ICF International</li> <li>• Salesforce</li> <li>• Blue Cross Blue Shield of California</li> <li>• Accenture</li> <li>• UC Davis Health</li> </ul> | <ul style="list-style-type: none"> <li>• Software Developers</li> <li>• Computer Occupations, All Other</li> <li>• Computer User Support Specialists</li> <li>• Web Developers</li> <li>• Computer Systems Analysts</li> <li>• Network and Computer Systems Administrators</li> <li>• Information Security Analysts</li> <li>• Operations Research Analysts</li> <li>• Database Administrators</li> <li>• Public Relations Specialists</li> </ul> | <ul style="list-style-type: none"> <li>• SQL</li> <li>• Project Management</li> <li>• Java</li> <li>• Software Engineering</li> <li>• Software Development</li> <li>• JavaScript</li> <li>• Python</li> <li>• Customer Service</li> <li>• Technical Support</li> <li>• Git</li> </ul> |

Source: Burning Glass, Labor Insight.

Note: ICT and Digital Media definition focuses on occupational groups. The occupational groups analyzed includes all computer and mathematical occupations, multimedia artists, media and communication workers, and media equipment workers.

**Exhibit A10. ICT and Digital Media, Far North, January 22, 2021–March 22, 2021**  
(n = 282 jobs postings)

| Top 10 Employers   | Top 10 Occupations   | Top 10 Specialized Skills  |
|--|--|--|
| <ul style="list-style-type: none"> <li>• AbbVie</li> <li>• L3Harris</li> <li>• California State University</li> <li>• HCL Technologies</li> <li>• Humboldt State University</li> <li>• Tehama County</li> <li>• Sinclair Broadcasting Group</li> <li>• Frontera Strategies</li> <li>• Dignity Health</li> <li>• Adventure Challenge</li> </ul> | <ul style="list-style-type: none"> <li>• Computer Occupations, All Other</li> <li>• Software Developers</li> <li>• Computer User Support Specialists</li> <li>• Operations Research Analysts</li> <li>• Web Developers</li> <li>• Network and Computer Systems Administrators</li> <li>• Reporters and Correspondents</li> <li>• Public Relations Specialists</li> <li>• Database Administrators</li> <li>• Computer Systems Analysts</li> </ul> | <ul style="list-style-type: none"> <li>• Software Engineering</li> <li>• SQL</li> <li>• Scheduling</li> <li>• Technical Support</li> <li>• JavaScript</li> <li>• Repair</li> <li>• Java</li> <li>• Sales</li> <li>• Ruby</li> <li>• Information Systems</li> </ul> |

Source: Burning Glass, Labor Insight.

Note: ICT and Digital Media definition focuses on occupational groups. The occupational groups analyzed includes all computer and mathematical occupations, multimedia artists, media and communication workers, and media equipment workers.

## Public Administration

**Exhibit A11. Public Administration, Greater Sacramento, January 22, 2021–March 22, 2021 (n = 1,283 jobs postings)**

| Top 10 Employers  | Top 10 Occupations   | Top 10 Specialized Skills   |
|---|--|---|
| <ul style="list-style-type: none"> <li>• Guidehouse</li> <li>• Allied Universal</li> <li>• County of Sacramento</li> <li>• County of El Dorado</li> <li>• California Department of Housing and Community Development</li> <li>• U.S. Government</li> <li>• California State Controller’s Office</li> <li>• U.S. Department of the Interior</li> <li>• Placer County</li> <li>• Yolo County</li> </ul> | <ul style="list-style-type: none"> <li>• Managers, All Other</li> <li>• Accountants and Auditors</li> <li>• Computer Occupations, All Other</li> <li>• Police and Sheriff’s Patrol Officers</li> <li>• Secretaries and Administrative Assistants</li> <li>• Security Guards</li> <li>• Management Analysts</li> <li>• Software Developers</li> <li>• First-Line Supervisors of Mechanics, Installers, and Repairers</li> <li>• Maintenance and Repair Workers</li> </ul> | <ul style="list-style-type: none"> <li>• Budgeting</li> <li>• Scheduling</li> <li>• Staff Management</li> <li>• Customer Service</li> <li>• Cleaning</li> <li>• Project Management</li> <li>• Repair</li> <li>• Accounting</li> <li>• Business Administration</li> <li>• Public Administration</li> </ul> |

Source: Burning Glass, Labor Insight.

Note: Public Administration = NAICS 92.

**Exhibit A12. Public Administration, Far North, January 22, 2021–March 22, 2021 (n = 320 jobs postings)**

| Top 10 Employers  | Top 10 Occupations  | Top 10 Specialized Skills  |
|---|---|--|
| <ul style="list-style-type: none"> <li>• U.S. Government</li> <li>• Tehama County</li> <li>• Department of Veteran Affairs</li> <li>• National Park Service</li> <li>• County of Del Norte</li> <li>• County of Glenn</li> <li>• Shasta County Private Industry Council</li> <li>• County of Humboldt</li> <li>• Tehama County Department of Education</li> <li>• County of Colusa</li> </ul> | <ul style="list-style-type: none"> <li>• Social Worker, All Other</li> <li>• Managers, All Other</li> <li>• Secretaries and Administrative Assistants</li> <li>• Bookkeeping, Accounting, and Auditing Clerks</li> <li>• Registered Nurses</li> <li>• Correctional Officers and Jailers</li> <li>• Medical and Health Services Managers</li> <li>• Clinical, Counseling, and School Psychologists</li> <li>• Chief Executives</li> <li>• Social and Human Service Assistants</li> </ul> | <ul style="list-style-type: none"> <li>• Budgeting</li> <li>• Scheduling</li> <li>• Mental Health</li> <li>• Repair</li> <li>• Public Health and Safety</li> <li>• Customer Contact</li> <li>• Staff Management</li> <li>• Appointment Setting</li> <li>• Social Services</li> <li>• Child Care</li> </ul> |

Source: Burning Glass, Labor Insight.

Note: Public Administration = NAICS 92.