

March 2022

Labor Market Analysis

Calibration and Instrumentation Technician Apprenticeship



POWERED BY



Prepared by the Central Valley/Mother Lode Center of Excellence

Table of Contents

- Summary..... 2
 - Key findings 2
- Introduction..... 3
- Occupational Demand 3
- Wages..... 4
- Job Postings 4
 - Salaries..... 5
 - Education..... 5
 - Baseline and Specialized Skills..... 5
 - Software Skills..... 6
 - Certifications..... 6
- Education, Work Experience & Training..... 7
- Supply..... 8
- Student Outcomes 8
- Conclusion..... 9
- Recommendation 9
- Appendix A: Methodology & Data Sources 10

COVID-19 Statement: This report includes employment projection data by Emsi. Emsi’s projections are modeled on recorded (historical) employment figures and incorporate several underlying assumptions, including the assumption that the economy during the projection period will be at approximately full employment or potential output. To the extent that a recession or labor shock, such as the economic effects of COVID-19, can cause long-term structural change, they may impact the projections. At this time, it is not possible to quantify the impact of COVID-19 on projections of industry and occupational employment. Other measures such as unemployment rates and monthly industry employment estimates will reflect the most recent information on employment and jobs in the state and, in combination with input from local employers, may help validate current and future employment needs as depicted here.

If for any reason this document is not accessible or if you have specific needs for readability, please contact us and we will do our utmost to accommodate you with a modified version. To make a request, contact Nora Seronello by phone at (209) 575-6894 or by email seronellon@mjc.edu.

Summary

Please note the COVID-19 statement on page 2 when considering this report's findings.

This study conducted by the Central Valley/Mother Lode Center of Excellence examines labor market demand, wages, skills, and postsecondary supply for a calibration and instrumentation technician apprenticeship. Two occupations related to calibration and instrumentation technicians were identified for Modesto Junior College:

- 17-3023, Electrical and Electronic Engineering Technologists and Technicians
- 17-3098, Calibration Technologists and Technicians and Engineering Technologists and Technicians, Except Drafters, All Other

Key findings:

- **Occupational demand** — Nearly 370 workers were employed in jobs related to calibration and instrumentation technician in 2020 in the North Central Valley/Northern Mother Lode (NCV/NML) subregion. The largest occupation is calibration technologists and technicians and engineering technologists and technicians, except drafters, all other with 198 workers in 2020, a projected growth rate of 8% over the next five years, and 22 annual openings.
- **Wages** — Calibration technologists and technicians and engineering technologists and technicians, except drafters, all other earn the highest entry-level wage, \$26.36/hour in the subregion.
- **Employers** — Employers with the most job postings in the subregion are Hupp Draft Services, Amazon, and Merced Irrigation District.
- **Occupational titles** — The most common occupational title in job postings in the subregion is electronics engineering technicians. The most common job title is Draft Beer Technician.
- **Skills and certifications** — The top baseline skill is troubleshooting, the top specialized skill is repair, and the top software skill is SCADA. The most in-demand certification is a driver's license.
- **Education** — An associate degree is typically required for the two occupations.
- **Supply** — Analysis of postsecondary completions shows that on average 3 awards were conferred in the Central Valley/Mother Lode region each year.

Based on a comparison of occupational demand and supply, there is an undersupply of 39 trained workers in the subregion and 235 workers in the region. The Center of Excellence recommends that Modesto Junior College work with the regional directors, the college's advisory board, and local industry in the expansion of programs to address the shortage of calibration and instrumentation technician workers in the region.

Introduction

The Central Valley/Mother Lode Center of Excellence was asked by Modesto Junior College to provide labor market information for calibration and instrumentation technician. The geographical focus for this report is the North Central Valley/Northern Mother Lode (NCV/NML) subregion, but regional demand and supply data has been included for broader applicability and use. The average living wage for a single adult in the NCV/NML subregion is \$12.65/hour.¹ Analysis of the program and occupational data related to calibration and instrumentation technician resulted in the identification of applicable occupations. The Standard Occupational Classification (SOC) System codes and titles used in this report are:

- 17-3023, Electrical and Electronic Engineering Technologists and Technicians
- 17-3098, Calibration Technologists and Technicians and Engineering Technologists and Technicians, Except Drafters, All Other

The occupational titles, job descriptions, sample job titles, and knowledge and skills from the Bureau of Labor Statistics and O*NET OnLine are shown below. There is no available data for calibration technologists and technicians and engineering technologists and technicians, except drafters, all other.

Electrical and Electronic Engineering Technologists and Technicians

Job Description: Apply electrical and electronic theory and related knowledge, usually under the direction of engineering staff, to design, build, repair, adjust, and modify electrical components, circuitry, controls, and machinery for subsequent evaluation and use by engineering staff in making engineering design decisions.

Knowledge: Computers and Electronics, Engineering and Technology, English Language, Design, and Mathematics

Skills: Critical Thinking, Reading Comprehension, Complex Problem Solving, Active Listening, Troubleshooting

Occupational Demand

The NCV/NML subregion employed 368 workers in calibration and instrumentation technician occupations in 2020 (Exhibit 1). The largest occupation is calibration technologists and technicians and engineering technologists and technicians, except drafters, all other with 198 workers. This occupation is projected to grow by 8% over the next five years and has the greatest number of projected annual openings, 22.

Exhibit 1. Calibration and instrumentation technician employment and occupational projections in the NCV/NML subregion

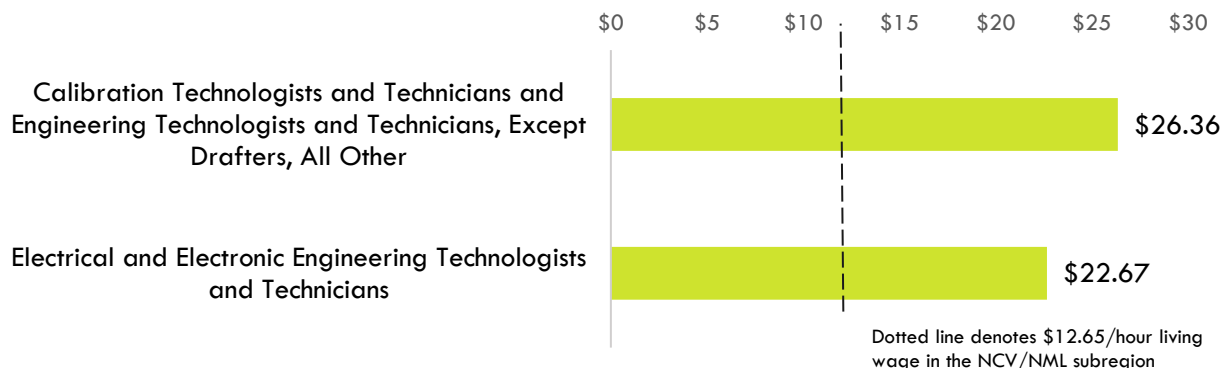
Occupation	2020 Jobs	2025 Jobs	5-Year Change	5-Year % Change	Annual Openings
Calibration Technologists and Technicians and Engineering Technologists and Technicians, Except Drafters, All Other	198	214	15	8%	22
Electrical and Electronic Engineering Technologists and Technicians	170	186	16	9%	20
TOTAL	368	400	31	8%	42

¹ The term "living wage" in Center of Excellence reports is calculated by averaging the self-sufficiency wages from the Insight Center's California Family Needs Calculator for each county in the subregion: <https://insightccd.org/tools-metrics/self-sufficiency-standard-tool-for-california/>.

Wages

Exhibit 2 shows the entry-level hourly wages of the calibration and instrumentation technician occupations. Calibration technologists and technicians and engineering technologists and technicians, except drafters, all other earn the highest entry-level wage, \$26.36/hour in the subregion. Entry-level wages are derived from the 25th percentile.

Exhibit 2. Calibration and instrumentation technician entry-level wages in the NCV/NML subregion



Job Postings

There were 105 job postings for the two occupations in the NCV/NML subregion from September 2021 to February 2022.² The employers with the most job postings are listed in Exhibit 3.

Exhibit 3. Top employers of calibration and instrumentation technician by number of job postings

Employer	Job Postings	% Job Postings
Hupp Draft Services	9	10%
Amazon	6	7%
Merced Irrigation District	5	6%
Tesla	4	5%
Jones Lang Lasalle Incorporated	3	3%
Rpo	3	3%
Unitec	3	3%
Army National Guard	2	2%
Constellation Brands Incorporated	2	2%
Ej Gallo	2	2%

Exhibit 4 shows how job postings for the targeted occupations in the NCV/NML subregion are distributed across two O*NET OnLine occupations. The occupational title electronics engineering technicians is listed in 90 job postings. Note how this occupational title dominates the job posting results. Common job titles in postings include Draft Beer Technician in 11 job postings, Electromechanical Technician in 10 job postings, and Control Systems Technician in nine job postings.

² Other than occupation titles and job titles, the categories below can be counted one or multiple times per job posting, and across several areas in a single posting. For example, a skill can be counted in two different skill types, and an employer can indicate more than one education level.

Exhibit 4. Top occupational titles in job postings for calibration and instrumentation technician

Occupational Title	Job Postings	% of Job Postings
Electronics Engineering Technicians	90	86%
Electrical Engineering Technicians	15	14%

Salaries

Exhibit 5 shows the “Market Salaries” for calibration and instrumentation technician occupations that are calculated by Burning Glass which uses a machine learning model built off of millions of job postings every year, and accounts for adjustments based on locations, industry, skills, experience, education requirements, among other variables.

Exhibit 5. Salaries for calibration and instrumentation technician occupations

Market Salary Percentile	Salary Amount
10th Percentile	\$30,677
25th Percentile	\$41,495
50th Percentile	\$47,687
75th Percentile	\$54,021
90th Percentile	\$68,617

Education

Of the 105 job postings, 73 listed an education level preferred for the positions being filled. Among those, 67% requested high school or vocational training, 47% requested an associate degree, and 10% requested a bachelor’s degree (Exhibit 6). A job posting can indicate more than one education level. Hence, the percentages shown in the chart below may total more than 100%.

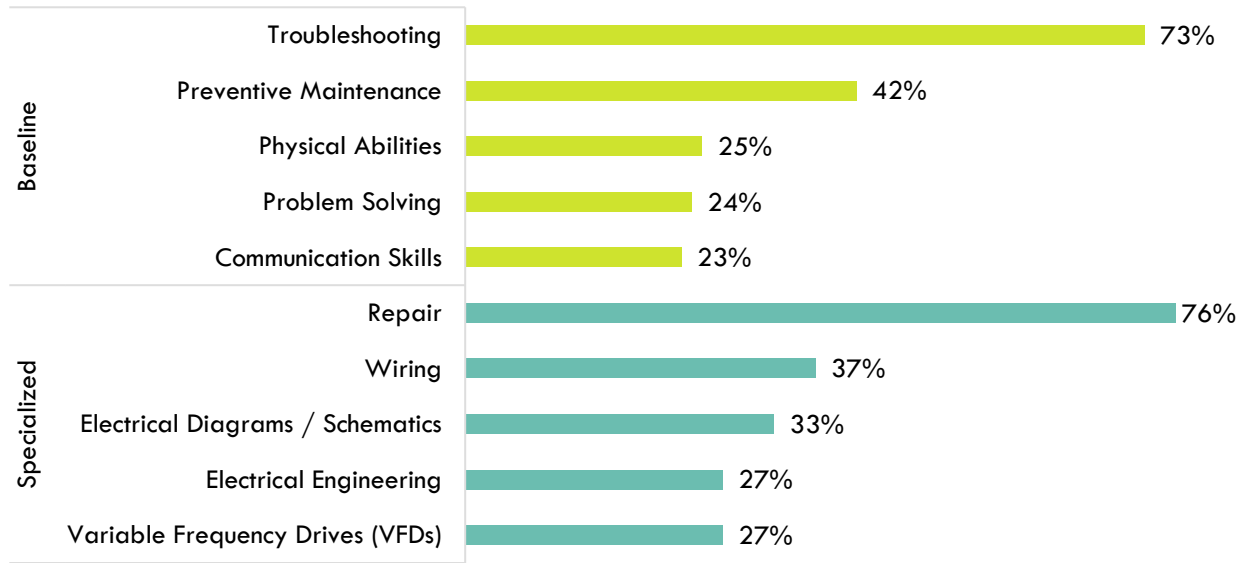
Exhibit 6. Education levels requested in job postings for calibration and instrumentation technician

Education Level	Job Postings	% of Job Postings
High school or vocational training	49	67%
Associate's degree	34	47%
Bachelor's degree	7	10%
Master's degree	4	5%

Baseline and Specialized Skills

Exhibit 7 depicts the top baseline and specialized skills for the targeted occupations. The three most important baseline skills are troubleshooting, 73% of job postings, preventive maintenance, 42%, and physical abilities, 25%. The top three specialized skills are repair, 76% of job postings, wiring, 37%, and electrical diagrams / schematics, 33%.

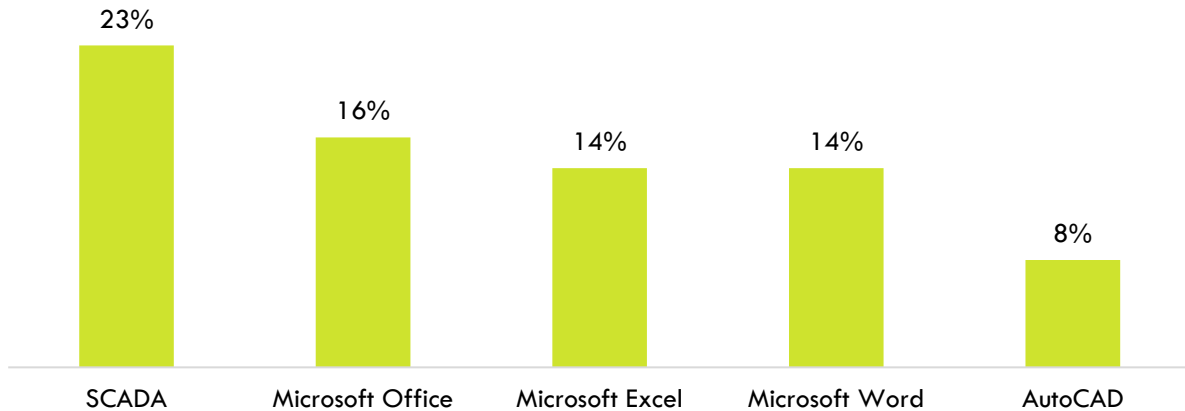
Exhibit 7. In-demand calibration and instrumentation technician baseline and specialized skills



Software Skills

Analysis also included the software skills most in demand by employers. SCADA and Microsoft Office were the top two software skills identified in job postings (Exhibit 8).

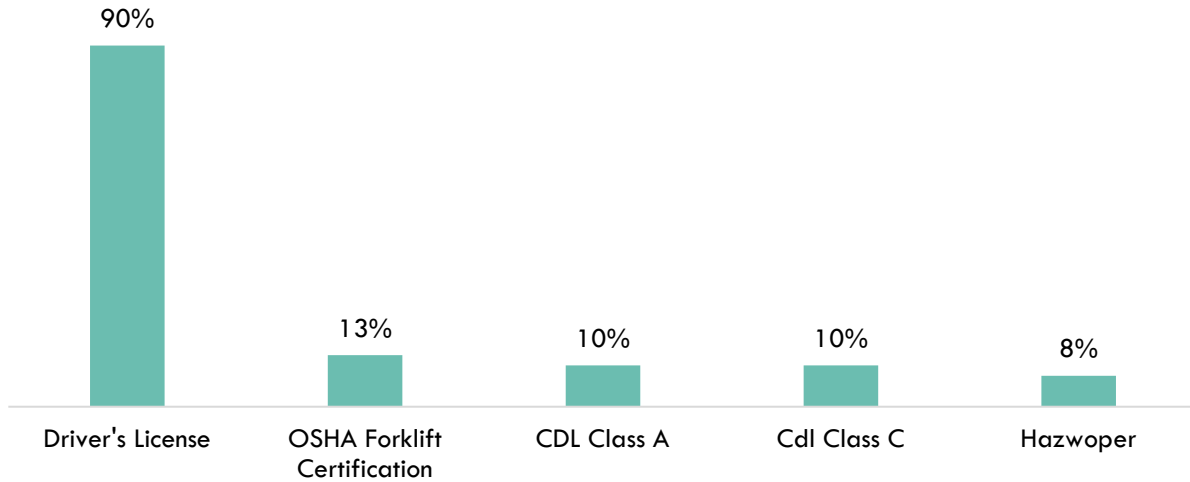
Exhibit 8. In-demand calibration and instrumentation technician software skills



Certifications

Of the 105 job postings, 39 contained certification data. Among those, 90% indicated a need for a driver's license. The next top certifications are OSHA Forklift Certification and CDL Class A (Exhibit 9). (Due to the low number of job postings with certifications listed, the chart below may not be representative of the full sample.)

Exhibit 9. Top calibration and instrumentation technician certifications requested in job postings



Education, Work Experience & Training

An associate degree is typically required for the two occupations (Exhibit 10).

Exhibit 10. Education, work experience, training, and Current Population Survey results for calibration and instrumentation technician occupations³

Occupation	Typical Entry-level Education	Work Experience Required	Typical On-The-Job Training	CPS
Electrical and Electronic Engineering Technologists and Technicians	Associate's degree	None	None	64.2%
Calibration Technologists and Technicians and Engineering Technologists and Technicians, Except Drafters, All Other	Associate's degree	None	None	50.7%

³ "Labor Force Statistics from the Current Population Survey," Bureau of Labor Statistics, <https://www.bls.gov/cps/>.

Supply

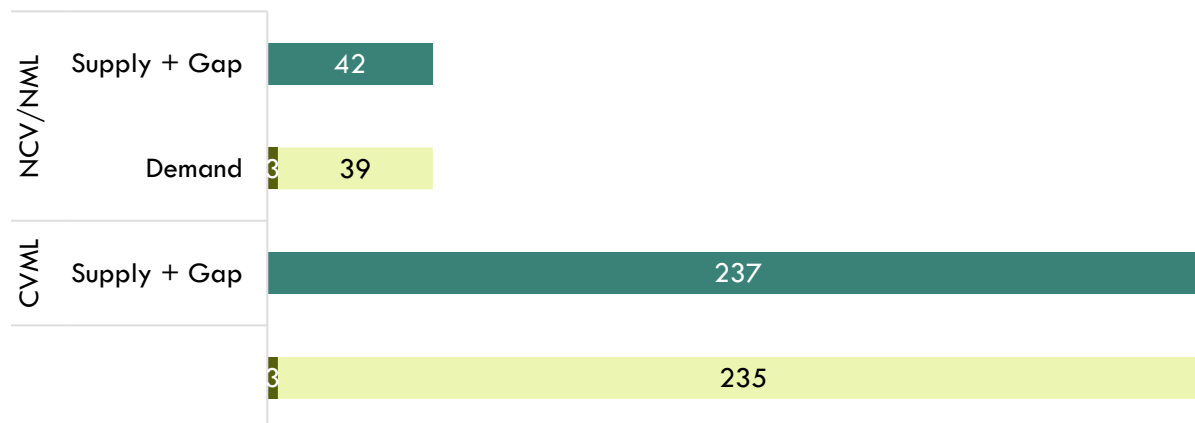
Analysis of program data from the California Community Colleges Chancellor’s Office Data Mart included the TOP code and title: 094300 - Instrumentation Technology. Analysis of the last three years of data shows that, on average, 3 awards were conferred in the Central Valley/Mother Lode region each year (Exhibit 11).

Exhibit 11. Postsecondary supply for calibration and instrumentation technician occupations in the region

TOP/CIP Code- Title	College	Associate Degree	Certificate 30 < 60 semester units	Subtotal
094300 - Instrumentation Technology	Merced	1	1	3
TOTAL		1	1	3

There is an undersupply of 39 calibration and instrumentation technician workers in the NCV/NML subregion and 235 workers in the region (Exhibit 12).

Exhibit 12. Calibration and instrumentation technician workforce demand (annual job openings), postsecondary supply of students (awards), and additional students needed to fill gap in the NCV/NML subregion and region



Student Outcomes

There is no regional data for employment and wage outcomes from the California Community College Chancellor’s Cal-PASS Plus LaunchBoard for the TOP code related to calibration and instrumentation technician.

Conclusion

The entry-level wages of the two occupations exceed the NCV/NML subregion's average living wage. There were 105 job postings in the past six months for occupations related to calibration and instrumentation technician in the subregion. Analysis of skills and certification requirements in job postings indicates:

- The top baseline skill is troubleshooting, and the top specialized skill is repair.
- The top software skill is SCADA.
- The top certification is a driver's license.

There is an undersupply of trained workers, a shortage of 39 in the NCV/NML subregion and 235 in the region.

Recommendation

Based on these findings, it is recommended that Modesto Junior College work with the regional directors, the college's advisory board, and local industry in the expansion of programs to address the shortage of calibration and instrumentation technician workers in the region.

Appendix A: Methodology & Data Sources

Data Sources

Labor market and educational supply data compiled in this report derive from a variety of sources. Data were drawn from external sources, including the Economic Modeling Specialists, Inc., the California Community Colleges Chancellor's Office Management Information Systems Data Mart and the National Center for Educational Statistics (NCES) Integrated Postsecondary Education Data System (IPEDS). Below is the summary of the data sources found in this study.

Data Type	Source
Labor Market Information/Population Estimates and Projections/Educational Attainment	Economic Modeling Specialists, Intl. (EMSI). EMSI occupational employment data are based on final EMSI industry data and final EMSI staffing patterns. Wage estimates are based on Occupational Employment Statistics (QCEW and Non-QCEW Employees classes of worker) and the American Community Survey (Self-Employed and Extended Proprietors). Occupational wage estimates also affected by county-level EMSI earnings by industry: economicmodeling.com .
Typical Education Level and On-the-job Training	Bureau of Labor Statistics (BLS) uses a system to assign categories for entry-level education and typical on-the-job training to each occupation for which BLS publishes projections data: https://www.bls.gov/emp/tables/educational-attainment.htm .
Labor Force, Employment and Unemployment Estimates	California Employment Development Department, Labor Market Information Division: labormarketinfo.edd.ca.gov .
Job Posting and Skills Data	Burning Glass: burning-glass.com/ .
Additional Education Requirements/ Employer Preferences	The O*NET Job Zone database includes over 900 occupations as well as information on skills, abilities, knowledge, work activities and interests associated with specific occupations: onetonline.org .

Key Terms and Concepts

Annual Job Openings: Annual openings are calculated by dividing the number of years in the projection period by total job openings.

Education Attainment Level: The highest education attainment level of workers age 25 years or older.

Employment Estimate: The total number of workers currently employed.

Employment Projections: Projections of employment are calculated by a proprietary Economic Modeling Specialists, Intl. (EMSI) formula that includes historical employment and economic indicators along with national, state and local trends.

Living Wage: The cost of living in a specific community or region for one adult and no children. The cost increases with the addition of children.

Occupation: An occupation is a grouping of job titles that have a similar set of activities or tasks that employees perform.

Percent Change: Rate of growth or decline in the occupation for the projected period; this does not factor in replacement openings.

Replacements: Estimate of job openings resulting from workers retiring or otherwise permanently leaving an occupation. Workers entering an occupation often need training. These replacement needs, added to job openings due to growth, may be used to assess the minimum number of workers who will need to be trained for an occupation.

Total Job Openings (New + Replacements): Sum of projected growth (new jobs) and replacement needs. When an occupation is expected to lose jobs, or retain the current employment level, number of openings will equal replacements.

Typical Education Requirement: represents the typical education level most workers need to enter an occupation.

Typical On-The-Job Training: indicates the typical on-the-job training needed to attain competency in the skills needed in the occupation.