

## COE Economic Update Appendices

March 2021

### Industry and Jobs Postings Trends

The appendices present trends in the volume of jobs postings alongside industry employment trends for six industry sectors for the 12 months of 2020. Each section includes detailed jobs postings data for top employers, occupations, and skills in the North/Far North subregions for December 2020 and January 2021.

**Click on the contents links to skip to trends for individual sectors.**

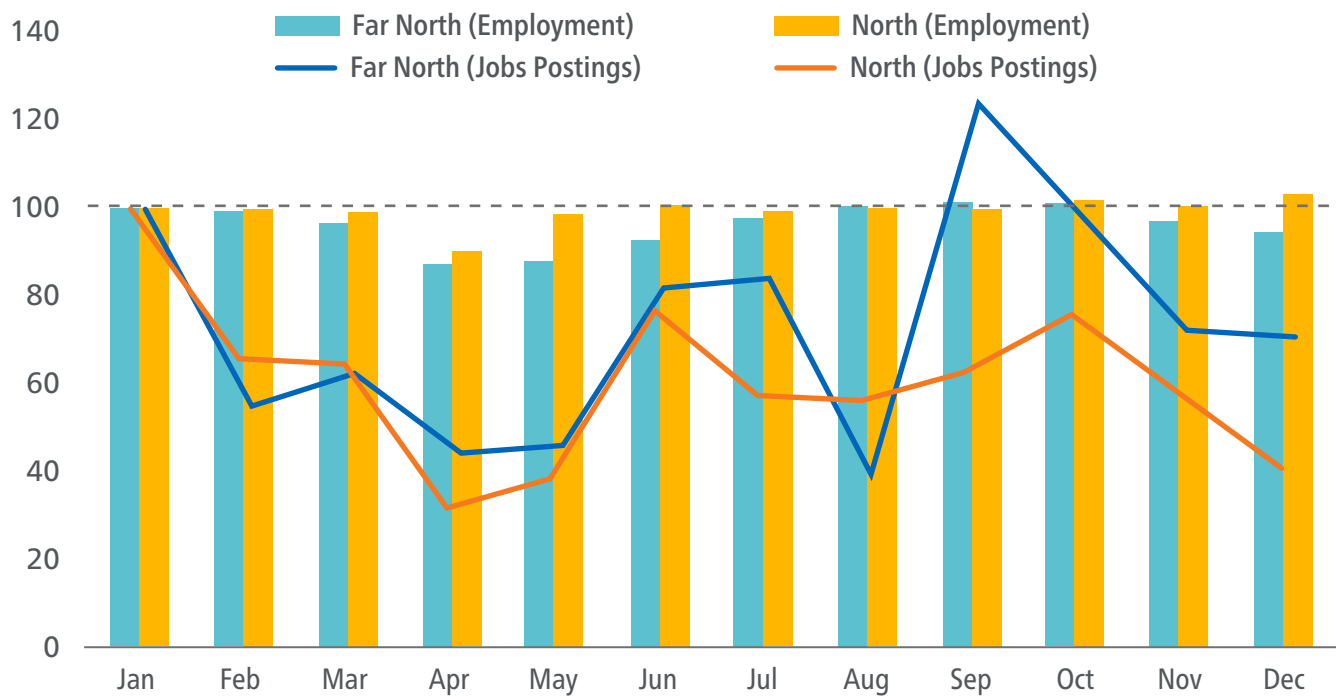
- ▶ [Construction](#)
- ▶ [Health care and social assistance](#)
- ▶ [Hospitality](#)
- ▶ [Manufacturing](#)
- ▶ [Government \(public administration\)](#)
- ▶ [Retail](#)



# Construction

Construction has largely proved resilient to the economic shock of the pandemic (Exhibit A1). Construction employment in the Far North dipped slightly toward the end of the year. The Greater Sacramento region recovered all its jobs losses and maintained employment levels throughout the last half of 2020. The Far North registered a small number of jobs postings (fewer than 30) between December 2020 and January 2021 (Exhibit A3). Jobs postings volumes have generally been much lower than the January 2020 baseline.

**Exhibit A1. Construction employment and jobs postings trends, North/Far North subregions, January–December 2020, indexed to January 2020**



Sources: Employment trends—California Employment Development Department, Labor Market Information Division, Current Employment Statistics (CES), <https://www.labormarketinfo.edd.ca.gov/cgi/dataanalysis/areaselection.asp?tablename=ces>. Jobs postings trends—Burning Glass, Labor Insight.

Note: The data include monthly sample estimates for full-time and part-time non-farm payroll workers. Data are not available for every 2-digit NAICS sector. In certain cases, alternative designations are used on the basis of available data.



**Exhibit A2. Construction jobs postings detail, Greater Sacramento (North) subregion, December 1, 2020—January 31, 2021 (N = 1,277 postings)**

Top Employers	Jobs Postings
TJG Civil Engineers and Land Planners	213
TJG Commercial Construction	50
Northstar Incorporated	49
Villara Building Systems	30
HD Supply	24
Loanpal	23
Cornerstone Building Brands	20
White Cap	18
Construction Innovations Corporate Sacramento	15
Toll Brothers Incorporated	14
Top Occupations	Jobs Postings
Construction Managers	189
Civil Engineers	81
Plumbers	57
Heating and Air Conditioning Mechanics and Installers	52
Maintenance and Repair Workers, General	43
Construction Laborers	42
Cost Estimators	37
Electricians	26
Sales Representatives, Wholesale and Manufacturing, Except Technical and Scientific Products	25
First-Line Supervisors of Construction Trades and Extraction Workers	24
Top Specialized Skills	Jobs Postings
Scheduling	364
Project Management	328
Budgeting	287
Civil Engineering	268
Construction Management	237
Plumbing	207
Repair	191
Customer Service	160
AutoCAD	137
Estimating	128

Source: Burning Glass, Labor Insight.

**Exhibit A3. Construction jobs postings detail, Far North subregion, December 1, 2020—January 31, 2021 (N = 27 postings)**

Top Employers	Jobs Postings
Bureau of Land Management	5
TJG Professional Consulting Services	2
Payless Building Supply	2
Granite Construction Company	2
Vyve Broadband	1
United States Ecology	1
TJG Civil Engineers and Land Planners	1
Sunseri Construction Incorporated	1
Orion Talent	1
Top Occupations	Jobs Postings
First-Line Supervisors of Mechanics, Installers, and Repairers	4
Forest and Conservation Technicians	3
First-Line Supervisors of Retail Sales Workers	3
Construction Managers	3
Architects, Except Landscape and Naval	3
Packers and Packagers, Hand	2
Electricians	2
Welders, Cutters, and Welder Fitters	1
Managers, All Other	1
Industrial Production Managers	1
Top Specialized Skills	Jobs Postings
Project Management	10
Budgeting	10
Scheduling	8
Quality Assurance and Control	7
Project Planning and Development Skills	5
Repair	4
Occupational Health and Safety	4
Customer Service	4
Building Codes	4
Procurement	3
Process Design	3

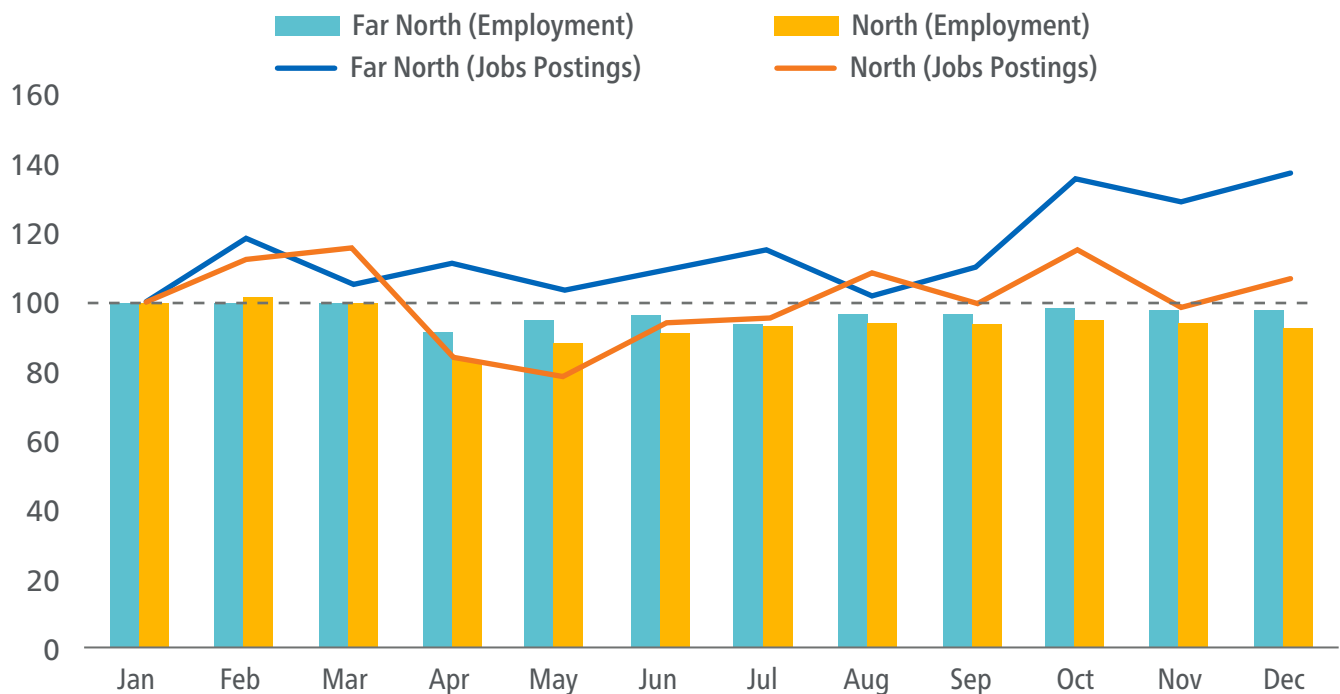
Source: Burning Glass, Labor Insight.



# Health Care and Social Assistance

The data show that the Far North has recovered most of its employment in health care (Exhibit A4). The Greater Sacramento (North) subregion recovered many jobs lost in the spring, but it remains between 6% and 8% below the health care employment levels of the first quarter of 2020. Jobs postings volumes have been robust and steady in both subregions (exhibits A5 and A6). Major health care providers and hospitals top the list of job posters, followed by private health care facilities and contracting companies. The most postings were for traditional health care occupations. Postings for speech-language pathologists merit investigation.

**Exhibit A4. Health care employment and jobs postings trends, North/Far North subregions, January–December 2020, indexed to January 2020**



Sources: Employment trends—California Employment Development Department, Labor Market Information Division, Current Employment Statistics (CES), <https://www.labormarketinfo.edd.ca.gov/cgi/dataanalysis/areaselection.asp?tablename=ces>. Jobs postings trends—Burning Glass, Labor Insight.

Note: The data include monthly sample estimates for full-time and part-time non-farm payroll workers. Data are not available for every 2-digit NAICS sector. In certain cases, alternative designations are used on the basis of available data.



**Exhibit A5. Health care and social assistance jobs postings detail, Greater Sacramento (North) subregion, December 1, 2020—January 31, 2021 (N = 8,190 postings)**

Top Employers	Jobs Postings
Dignity Health	545
Care in Homes	380
Sutter Health	309
Adventist Health	157
Kaiser Permanente	156
RN Travel Healthcare	152
UC Davis Health	140
Sutter Medical Center	135
CommonSpirit Health	123
Sutter Health	108
Top Occupations	Jobs Postings
Registered Nurses	2,217
Personal Care Aides	807
Critical Care Nurses	499
Licensed Practical and Licensed Vocational Nurses	406
Medical and Health Services Managers	383
Speech-Language Pathologists	347
Nursing Assistants	290
Medical Assistants	245
Medical Secretaries	200
Internists, General	186
Top Specialized Skills	Jobs Postings
Patient Care	1,915
Scheduling	1,493
Advanced Cardiac Life Support (ACLS)	1,361
Cardiopulmonary Resuscitation (CPR)	1,286
Caregiving	1,235
Treatment Planning	979
Acute Care	973
Customer Service	891
Cleaning	827
Pediatrics	741

Source: Burning Glass, Labor Insight.

**Exhibit A6. Health care and social assistance jobs postings detail, Far North subregion, December 1, 2020—January 31, 2021 (N = 2,605 postings)**

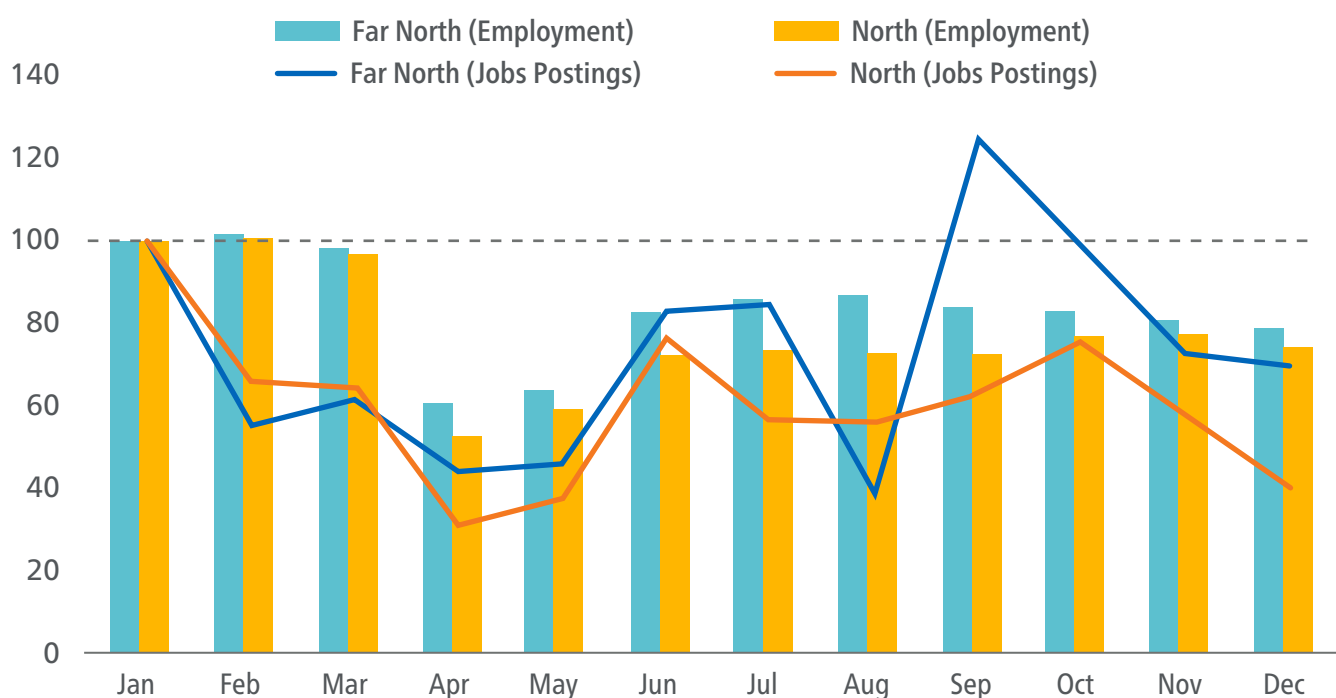
Top Employers	Jobs Postings
Adventist Health	243
Oroville Hospital	212
Dignity Health	116
Enloe Medical Center	106
Healthcare Travelers	98
Aya Healthcare	75
CommonSpirit Health	50
Centinela Hospital Medical Center	48
St Joseph Health System	39
Astrya Global	39
Top Occupations	Jobs Postings
Registered Nurses	790
Physicians and Surgeons, All Other	114
Nursing Assistants	105
Licensed Practical and Licensed Vocational Nurses	87
Medical and Health Services Managers	76
Speech-Language Pathologists	74
Nurse Practitioners	68
Family and General Practitioners	68
Medical Assistants	62
Personal Care Aides	56
Top Specialized Skills	Jobs Postings
Patient Care	591
Advanced Cardiac Life Support (ACLS)	373
Cardiopulmonary Resuscitation (CPR)	333
Acute Care	328
Life Support	248
Treatment Planning	237
Scheduling	231
Pediatrics	165
Telemetry	159
Critical Care Nursing	151

Source: Burning Glass, Labor Insight.

# Hospitality

Jobs postings and industry trend data continue to reflect the pandemic's disproportionate impacts on the hospitality sector (Exhibit A7). Despite a partial recovery in April and May, the number of jobs in the sector remains 20% to 25% below pre-pandemic levels. Jobs postings volumes have wildly fluctuated but are generally 20% to 60% lower than in January 2020. Notably, given pandemic closures, the Greater Sacramento region registered more than 2,000 accommodations and food services postings; many were for fast food and food service jobs (Exhibit A8). Ski resorts, casinos, and hotel employers were among the hospitality employers with the greatest number of postings. Compared with the Far North, the North had fewer accommodations and food services postings—just 160 between December 1, 2020, and January 31, 2021 (Exhibit A9).

**Exhibit A7. Hospitality employment and jobs postings trends, North/Far North subregions, January–December 2020, indexed to January 2020**



*Sources:* Employment trends—California Employment Development Department, Labor Market Information Division, Current Employment Statistics (CES), <https://www.labormarketinfo.edd.ca.gov/cgi/dataanalysis/areaselection.asp?tablename=ces>. Jobs postings trends—Burning Glass, Labor Insight.

*Note:* The data include monthly sample estimates for full-time and part-time non-farm payroll workers. Data are not available for every 2-digit NAICS sector. In certain cases, alternative designations are used on the basis of available data.





**Exhibit A8. Hospitality jobs postings detail, Greater Sacramento (North) subregion, December 1, 2020—January 31, 2021 (N = 2,133 postings)**

Top Employers	Jobs Postings
Vail Resorts Management Company	100
Cache Creek Casino Resort	75
Marriott International Incorporated	72
Panera Bread	67
Red Robin	42
Taco Bell	41
Chipotle Mexican Grill	41
Chili's	40
McDonald's	35
Starbucks Coffee Company	33
Top Occupations	Jobs Postings
Combined Food Preparation and Serving Workers, Including Fast Food	239
Food Service Managers	211
Cooks, Restaurant	153
Waiters and Waitresses	129
First-Line Supervisors of Food Preparation and Serving Workers	113
Hotel, Motel, and Resort Desk Clerks	89
Dishwashers	69
Maids and Housekeeping Cleaners	58
Dining Room and Cafeteria Attendants and Bartender Helpers	50
Driver/Sales Workers	48
Top Specialized Skills	Jobs Postings
Cleaning	586
Customer Service	417
Scheduling	345
Guest Services	338
Cooking	275
Food Preparation	197
Restaurant Experience	178
Personal Protective Equipment (PPE)	162
Cash Handling	158
Food Safety	148

Source: Burning Glass, Labor Insight.

**Exhibit A9. Hospitality jobs postings detail, Far North subregion, December 1, 2020—January 31, 2021**  
(N = 162 postings)

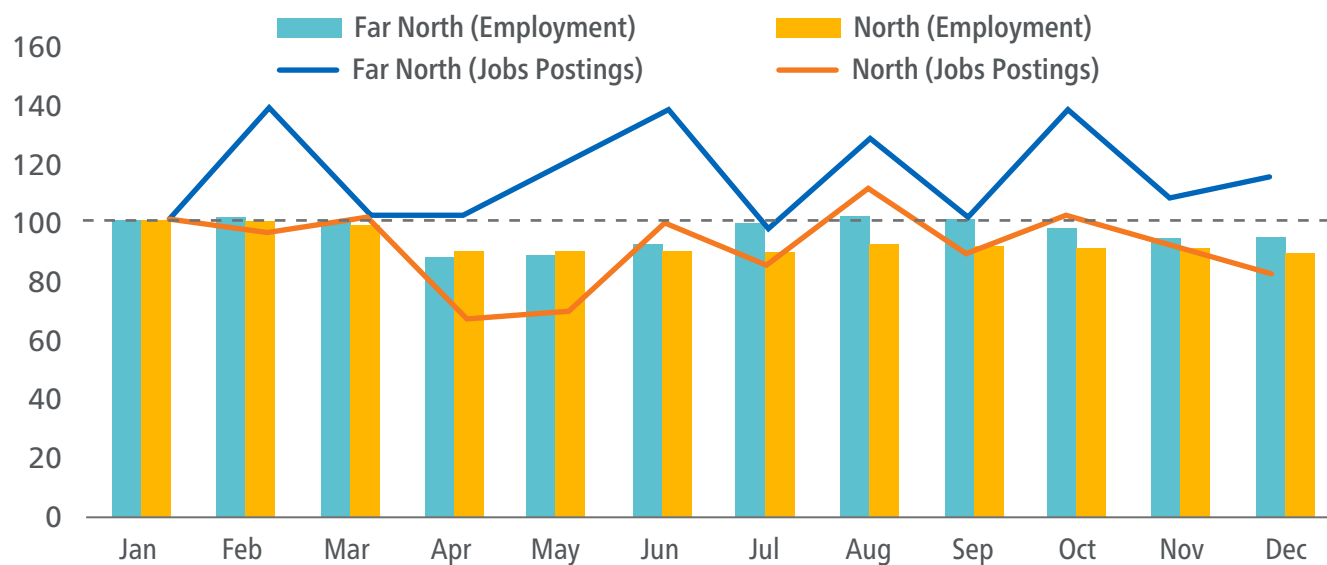
Top Employers	Jobs Postings
Taco Bell	15
Chipotle Mexican Grill	13
Panda Express	12
Pilot	11
McDonald's	11
Starbucks Coffee Company	7
KFC	7
Red Robin	6
Panera Bread	6
AAA Northern California, Nevada & Utah	6
Top Occupations	Jobs Postings
Food Service Managers	38
Combined Food Preparation and Serving Workers, including Fast Food	31
First-Line Supervisors of Food Preparation and Serving Workers	14
Cooks, Restaurant	9
Retail Salespersons	7
First-Line Supervisors of Retail Sales Workers	5
Cashiers	5
Customer Service Representatives	4
Counter Attendants, Cafeteria, Food Concession, and Coffee Shop	4
Waiters and Waitresses	3
Top Specialized Skills	Jobs Postings
Retail Industry Knowledge	27
Restaurant Management	26
Scheduling	21
Guest Services	20
Sales	17
Customer Service	16
Food Safety	16
Food Service Experience	16
Cash Handling	14
Cooking	13

Source: Burning Glass, Labor Insight.

# Manufacturing

Employment trends for manufacturing are concerning (Exhibit A10). After a tepid recovery, employment in manufacturing in the Greater Sacramento (North) region flatlined for the last half of 2020; it has been consistently down 9% to 11% since April 2020 (Exhibit A11). In the Far North, employment in manufacturing appeared to have recuperated until November, when it began declining. The sector has lost 5% to 6% of its employment in the Far North (Exhibit A12).

**Exhibit A10. Manufacturing employment and jobs postings trends, North/Far North subregions, January–December 2020, indexed to January 2020**



Sources: Employment trends—California Employment Development Department, Labor Market Information Division, Current Employment Statistics (CES), <https://www.labormarketinfo.edd.ca.gov/cgi/dataanalysis/areaselection.asp?tablename=ces>. Jobs postings trends—Burning Glass, Labor Insight.

Note: The data include monthly sample estimates for full-time and part-time non-farm payroll workers. Data are not available for every 2-digit NAICS sector. In certain cases, alternative designations are used on the basis of available data.



**Exhibit A11. Manufacturing jobs postings detail, Greater Sacramento (North) subregion, December 1, 2020—January 31, 2021 (N = 1,944 postings)**

Top Employers	Jobs Postings
Intel Corporation	143
Siemens	85
Teledyne Technologies	63
Stryker Medical	44
Bayer Corporation	34
General Dynamics	32
PepsiCo Inc.	29
Johnson Controls Incorporated	26
Danaher Corporation	25
Caterpillar Incorporated	25
Top Occupations	Jobs Postings
Sales Representatives, Wholesale and Manufacturing, Except Technical and Scientific Products	118
Sales Managers	69
Software Developers, Applications	57
Production Workers, All Other	57
Managers, All Other	54
Merchandise Displayers and Window Trimmers	48
Laborers and Freight, Stock, and Material Movers, Hand	47
Maintenance and Repair Workers, General	46
Manufacturing Production Technicians	42
Industrial Truck and Tractor Operators	41
Top Specialized Skills	Jobs Postings
Sales	347
Customer Service	324
Repair	284
Scheduling	241
Cleaning	196
Forklift Operation	175
Budgeting	172
Project Management	163
Personal Protective Equipment (PPE)	159
Lifting Ability	147

Source: Burning Glass, Labor Insight.

**Exhibit A12. Manufacturing jobs postings detail, Far North subregion, December 1, 2020—January 31, 2021 (N = 203 postings)**

Top Employers	Jobs Postings
Bluecrew	20
Mendocino Forest Products Company	16
AbbVie (Pharmaceutical Mfg.)	13
Mendocino Redwood Company Llc	10
Archer Daniels Midland	8
PepsiCo Inc.	7
Lincare	7
LKQ Corporation	7
Keurig Dr Pepper	6
Vista Outdoor Inc.	4
Top Occupations	Jobs Postings
Production Workers, All Other	17
Helpers—Production Workers	9
Merchandise Displayers and Window Trimmers	8
Maintenance and Repair Workers, General	6
Laborers and Freight, Stock, and Material Movers, Hand	6
Sales Representatives, Wholesale and Manufacturing, Except Technical and Scientific Products	5
Sales Representatives, Services, All Other	5
Medical and Health Services Managers (Pharmaceutical Mfg.)	5
Managers, All Other	5
Millwrights	4
Top Specialized Skills	Jobs Postings
Forklift Operation	31
Scheduling	28
Repair	27
Personal Protective Equipment (PPE)	26
Budgeting	22
Sales	21
Merchandising	20
Customer Service	19
Packaging	18
Lifting Ability	15

Source: Burning Glass, Labor Insight.

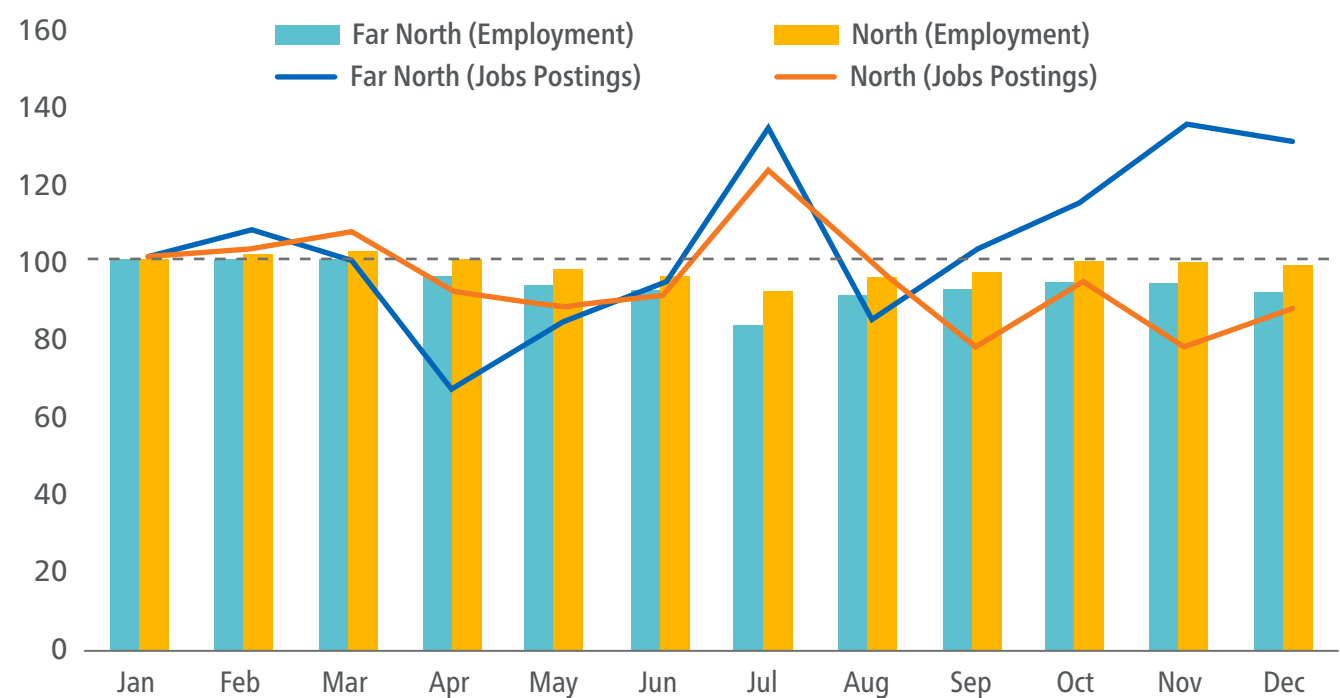


# Government (public administration)

Public sector jobs account for a quarter of all jobs in the Greater Sacramento region and serve as an important anchor for the economy in rural communities throughout the North and Far North subregions. By July, government jobs had fallen 18 percentage points in the Far North and 9 percentage points in the Greater Sacramento region (Exhibit A13). The sector quickly rebounded in the fall, but its recovery has been uneven in the subregions. The sector has nearly returned to full employment in the Greater Sacramento region, but in the Far North it has hovered at 91% to 93% of employment levels in the first quarter of 2020.

Jobs postings in public administration remain robust in both subregions. County and state employers top the list of employers posting jobs in the Greater Sacramento region. Federal and county employers are the top job posters in the Far North.

**Exhibit A13. Government employment and jobs postings trends, North/Far North subregions, January—December 2020, indexed to January 2020**



Sources: Employment trends—California Employment Development Department, Labor Market Information Division, Current Employment Statistics (CES), <https://www.labormarketinfo.edd.ca.gov/cgi/dataanalysis/areaselection.asp?tablename=ces>. Jobs postings trends—Burning Glass, Labor Insight.

Note: The data include monthly sample estimates for full-time and part-time non-farm payroll workers. Data are not available for every 2-digit NAICS sector. In certain cases, alternative designations are used on the basis of available data.



**Exhibit A14. Public administration (government) job postings detail, Greater Sacramento (North) subregion, December 1, 2020—January 31, 2021 (N = 1,022 postings)**

Top Employers	Jobs Postings
California Department of Housing and Community Development	70
County of Sacramento	57
Allied Universal	44
Guidehouse	43
County of El Dorado	43
US Government	39
California State Controller's Office	27
Department of Veterans Affairs	26
County of El Dorado	23
Yolo County	22
Top Occupations	Jobs Postings
Managers, All Other	45
Security Guards	29
Management Analysts	24
Accountants	24
Secretaries and Administrative Assistants, Except Legal, Medical, and Executive	23
First-Line Supervisors of Mechanics, Installers, and Repairers	21
Maintenance and Repair Workers, General	18
Medical and Health Services Managers	17
Software Developers, Applications	15
Computer User Support Specialists	15
Top Specialized Skills	Jobs Postings
Budgeting	185
Staff Management	176
Scheduling	150
Customer Service	118
Project Management	108
Repair	100
Accounting	99
Business Administration	88
Record Keeping	87
Spreadsheets	85

Source: Burning Glass, Labor Insight.

**Exhibit A15. Public administration (government) jobs postings detail, Far North subregion, December 1, 2020—January 31, 2021 (N = 434 postings)**

Top Employers	Jobs Postings
Tehama County	53
Humboldt County	44
Department of Veterans Affairs	39
National Park Service	29
US Government	27
Shasta County	26
Mendocino County	25
Lake County	21
Siskiyou County	16
Butte County	14
Top Occupations	Jobs Postings
Social Workers, All Other	27
Office Clerks, General	17
Managers, All Other	17
Correctional Officers and Jailers	16
Lawyers	13
Registered Nurses	12
Maintenance and Repair Workers, General	12
Secretaries and Administrative Assistants, Except Legal, Medical, and Executive	10
Mental Health Counselors	10
Police and Sheriff's Patrol Officers	8
Top Specialized Skills	Jobs Postings
Mental Health	92
Budgeting	83
Scheduling	80
Public Health and Safety	78
Record Keeping	66
Staff Management	61
Calculator	56
Social Services	56
Customer Contact	54
California Public Employees' Retirement System (CalPERS)	52

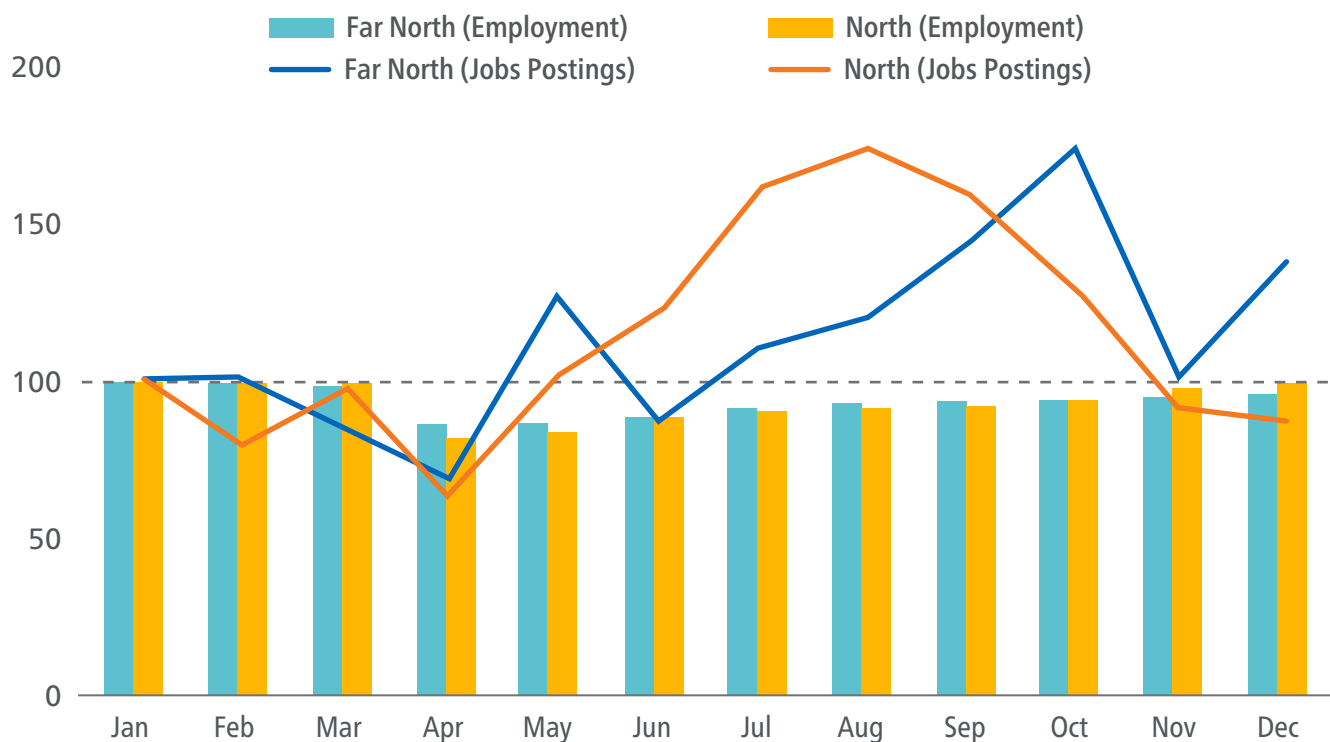
Source: Burning Glass, Labor Insight.

## Retail

The employment data show the retail sector as a model of economic recovery in the North and Far North subregions. But the daily headlines remind us the sector is undergoing rapid transformations as legacy department stores file for bankruptcy and new digital shopping and delivery systems take shape.<sup>1</sup> Both subregions' retail employment levels steadily recovered nearly all the employment lost in spring 2020 (Exhibit A16).

Big box retailers and Amazon dominate the jobs postings. Postings are robust in both subregions (exhibits A17 and A18).

**Exhibit A16. Retail employment and jobs postings trends, North/Far North subregions, January–December 2020, indexed to January 2020**



Sources: Employment trends—California Employment Development Department, Labor Market Information Division, Current Employment Statistics (CES), <https://www.labormarketinfo.edd.ca.gov/cgi/dataanalysis/areaselection.asp?tablename=ces>. Jobs postings trends—Burning Glass, Labor Insight.

Note: The data include monthly sample estimates for full-time and part-time non-farm payroll workers. Data are not available for every 2-digit NAICS sector. In certain cases, alternative designations are used on the basis of available data.



<sup>1</sup> Daniel McGinn, "What Did 2020 Do to Retail?," *Harvard Business Review*, December, 28, 2020, <https://hbr.org/2020/12/what-did-2020-do-to-retail>.

**Exhibit A17. Retail jobs postings detail, Greater Sacramento (North subregion), December 1, 2020—January 31, 2021 (N = 4,243 postings)**

Top Employers	Jobs Postings
Amazon	250
CVS Health	177
Walmart / Sam's	166
The Home Depot Incorporated	161
Lowe's Companies, Incorporated	157
Raley Family of Fine Stores	124
Walgreens Boots Alliance Incorporated	103
O'Reilly Automotive Incorporated	94
Sprouts Farmers Markets	90
Sherwin Williams	84
Top Occupations	Jobs Postings
Retail Salespersons	741
First-Line Supervisors of Retail Sales Workers	494
Laborers and Freight, Stock, and Material Movers, Hand	308
Heavy and Tractor-Trailer Truck Drivers	216
Cashiers	196
Stock Clerks, Sales Floor	158
Pharmacy Technicians	143
Merchandise Displayers and Window Trimmers	136
Sales Representatives, Wholesale and Manufacturing, Except Technical and Scientific Products	107
Pharmacists	104
Top Specialized Skills	Jobs Postings
Customer Service	1,578
Sales	1,341
Retail Industry Knowledge	1,256
Merchandising	899
Customer Contact	681
Scheduling	609
Store Management	529
Cleaning	517
Product Knowledge	358
Lifting Ability	352

Source: Burning Glass, Labor Insight.



**Exhibit A18. Retail job postings detail, Far North subregion, December 1, 2020—January 31, 2021**  
(N = 1,078 postings)

Top Employers	Jobs Postings
Walmart / Sam's	139
CVS Health	104
The Home Depot Incorporated	82
Lowe's Companies, Incorporated	47
Raley's Family of Fine Stores	46
Amazon	41
O'Reilly Automotive Incorporated	40
Walgreens Boots Alliance Incorporated	34
Sherwin Williams	27
Staples	21
Top Occupations	Jobs Postings
Retail Salespersons	161
Laborers and Freight, Stock, and Material Movers, Hand	118
First-Line Supervisors of Retail Sales Workers	114
Pharmacists	78
Heavy and Tractor-Trailer Truck Drivers	68
Stock Clerks and Order Fillers	59
Merchandise Displayers and Window Trimmers	47
Cashiers	46
Pharmacy Technicians	42
Shipping, Receiving, and Traffic Clerks	28
Top Specialized Skills	Jobs Postings
Customer Service	391
Retail Industry Knowledge	345
Sales	272
Merchandising	210
Customer Contact	155
Store Management	139
Scheduling	131
Product Sales	111
Store Operations	90
Lifting Ability	88

Source: Burning Glass, Labor Insight.