

EDUCATION & HUMAN DEVELOPMENT SECTOR PROFILE



**Key Findings from the Los Angeles County
Sector Analysis Project**

September 2021



Prepared by:
Los Angeles County
Center of Excellence
for Labor Market Research

Introduction

To support the collaborative planning and development of career education (CE) programs and to inform regional investments in Los Angeles County, the Los Angeles County Center of Excellence has developed a series of sector profiles examining trends in the labor market and postsecondary education and training programs addressing local hiring needs.

These profiles highlight in-demand and well-paid middle-skill jobs—those jobs that typically require some form of education or training beyond a high school diploma, but less than a bachelor’s degree. These occupations are a critical component of the workforce overall and support the economic vitality of the region and state.

This profile of the education and human development sector summarizes key findings on current and projected workforce demand, hourly wages, job postings, and program and training data from area community colleges and other training providers.

Quick Facts

Employment



188,361
Jobs in 2019

23,634
Annual Job Openings

1%
5-year Projected Growth

\$19.04
Average Hourly Earnings

Education



31
Community Colleges and Other Training Providers with Programs

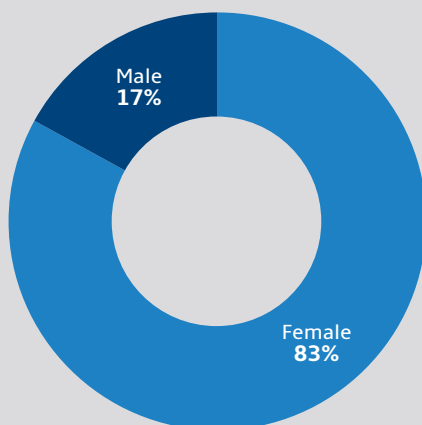
37,897
Community College Students Enrolled (2018-19)

4,298
Community College Awards (2019-20)

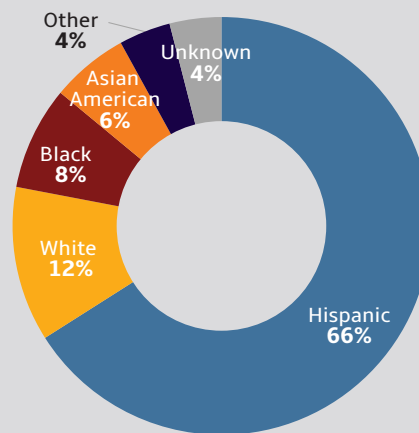
972
Awards from Proprietary Schools/Other Training Providers (2018-19)

Student Demographics

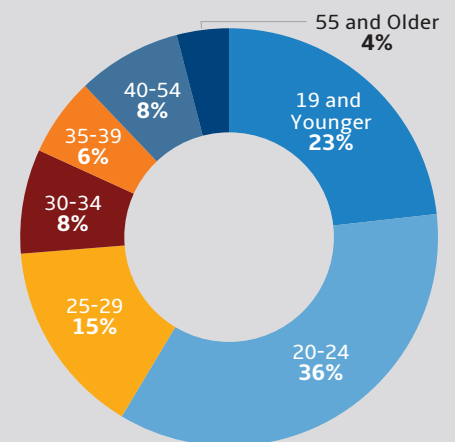
Student Gender



Student Race/Ethnicity²



Student Age



¹ **Impact of the COVID-19 pandemic:** This profile relies largely on 2019 employment and education data preceding the pandemic. The exception is job posting data from 2020. Due to severe economic impacts from the pandemic, job posting data should not be considered an accurate depiction of employer demand; however, the frequency of certain data points can provide insights into the types of workers and skill sets that employers are seeking. Annual job openings are derived from the labor market analytics firm Emsi whose projections are modeled on recorded (historical) employment figures and incorporate several underlying assumptions, including the assumption that the economy during the projection period will be at approximately full employment or potential output. At this time, it is not possible to quantify the economic impact of COVID-19 on projections of occupational employment. A complete list of data sources is provided on the last page of this profile.

² Due to low percentages the “other” category represents American Indian/Native Alaskan, Filipino, and two or more races. Please note: This report uses race and ethnicity data from LaunchBoard collected by the California Community Colleges. The terms in this document, including white, Hispanic, and Black, adhere to the terms and definitions the California Community Colleges use in collecting its data. For definitions, please refer to <https://webdata.cccco.edu/ded/std/std10.pdf>.

Student Employment Outcomes

Data on community college students exiting education and human development programs in Los Angeles County shows nearly 70% of students obtained employment in a job closely related to their field of study. On average, these students earned a median income of \$25,812 after exiting an education and human development program.

Exhibit 1. Students with a job closely related to their field of study

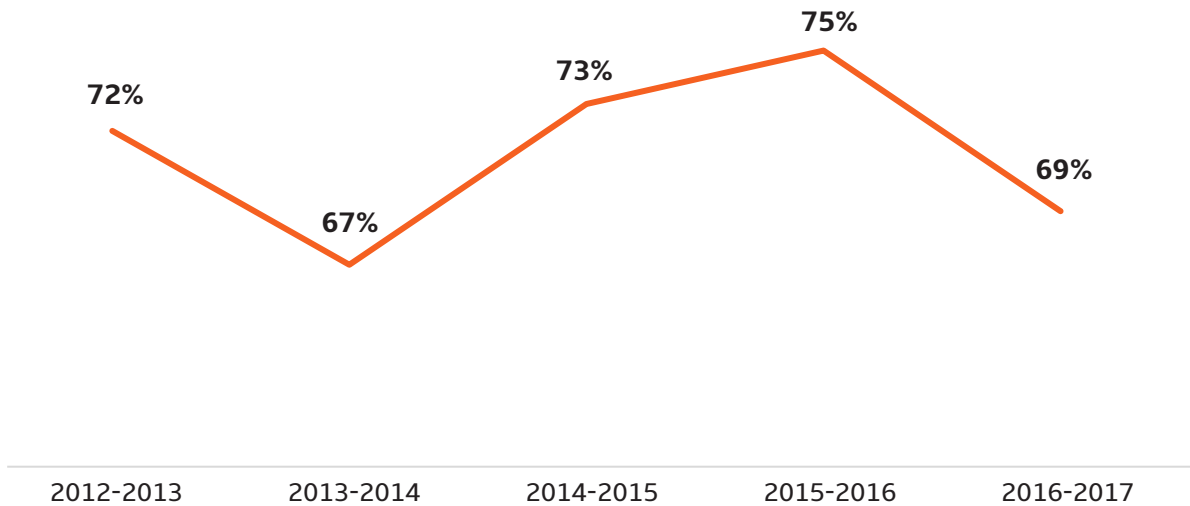
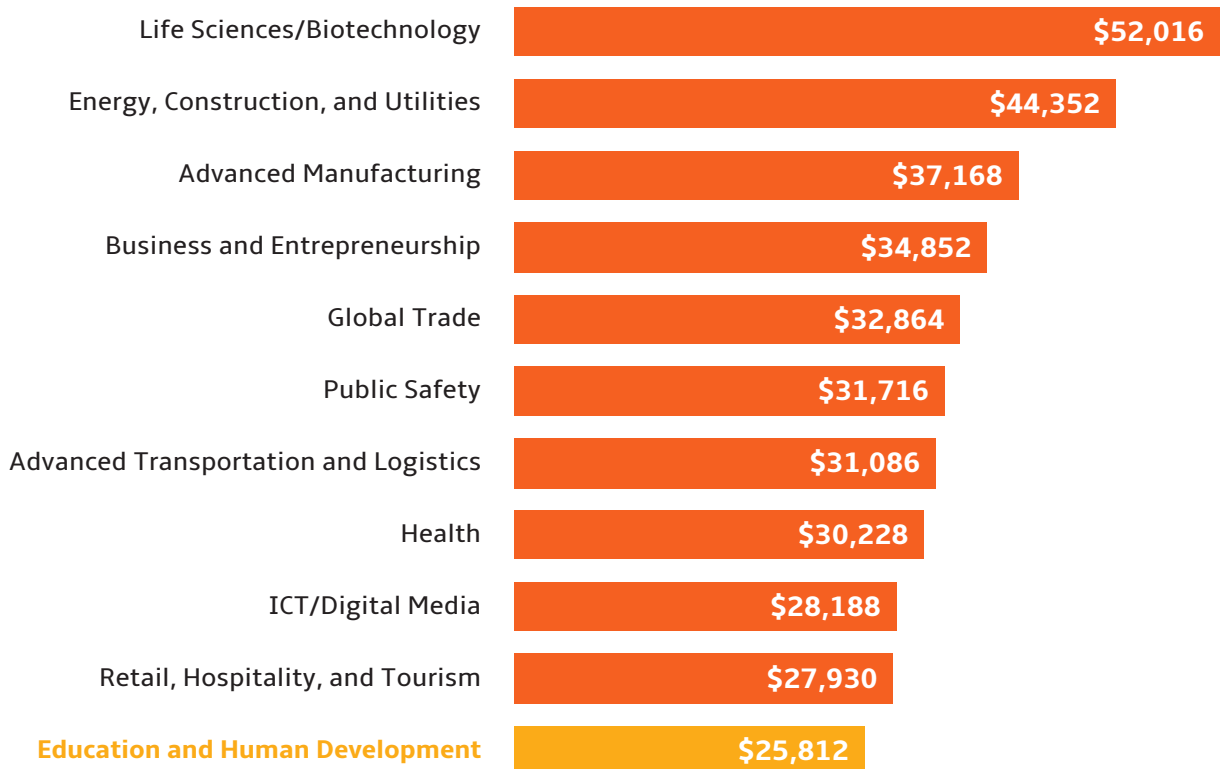


Exhibit 2. Median annual earnings for exiting students, 2017-18

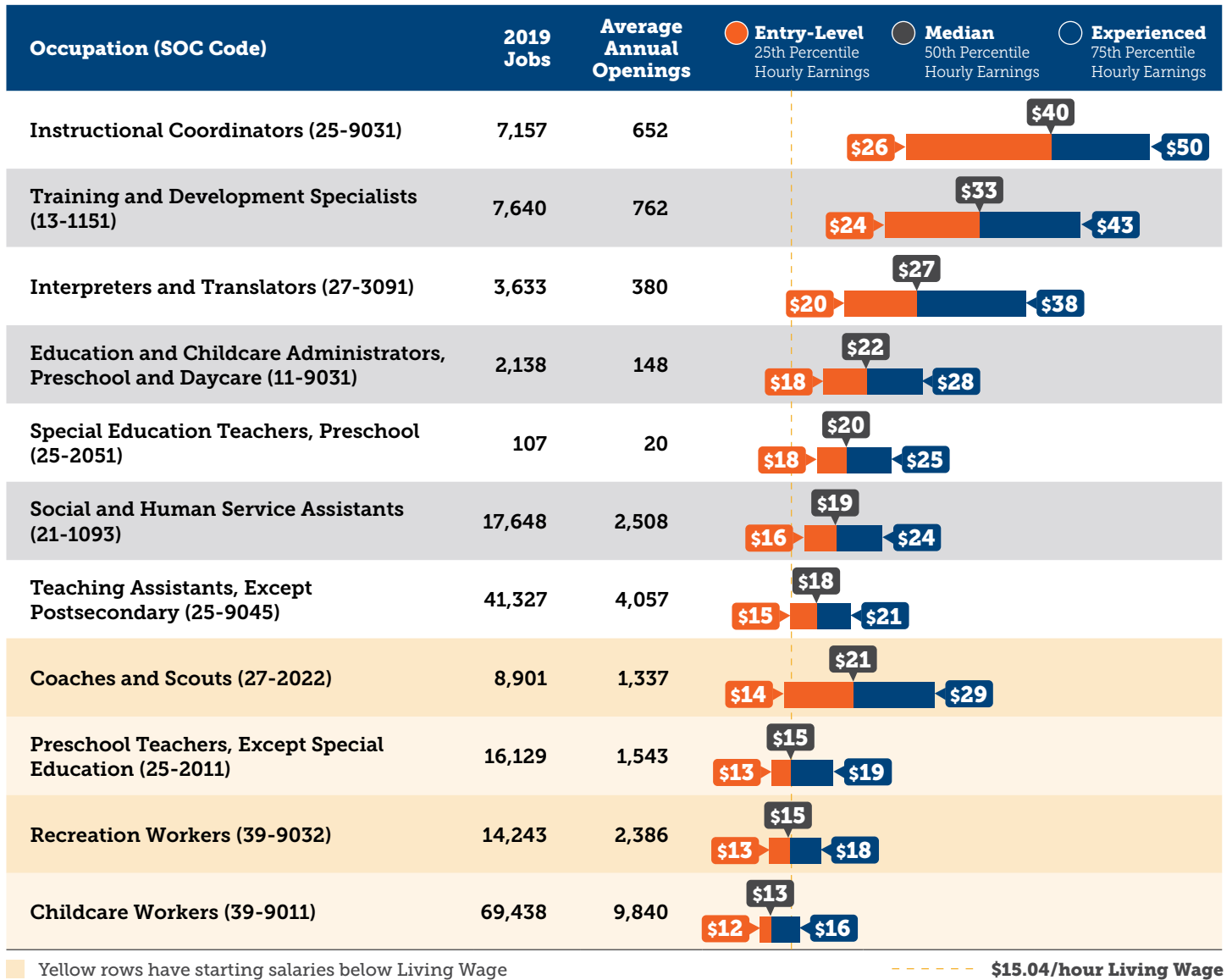


Education and Human Development Occupations

Employment Demand Analysis

Eleven education and human development occupations account for 188,361 jobs in the county. Combined they have 23,634 projected annual openings (new + replacement jobs). The largest occupation, in number of 2019 jobs, is childcare workers. This occupation is projected to have the most annual job openings, 9,840. Please note that four occupations at the bottom of this grouping have entry-level wages that fall below Los Angeles County's living wage.

Exhibit 3. Occupational employment, annual openings, and wages



Education and Human Development Occupations

Job Posting Finding

Interestingly, elementary and secondary schools rank 13th among the top industries hiring the well-paid education and human development occupations. A closer examination of employers shows non-profits, health care entities, and providers of interpreting and translation services occur most frequently in job postings.

A search of online job postings for education and human development occupations that pay a wage greater than \$15 per hour found 5,080 postings in Los Angeles County in 2020. The top five job titles for these occupations were listed in 658 postings. The job title that occurred most frequently, behavior interventionist, appeared in more than 250 postings.

Exhibit 4. Top job titles in job postings

Job Title	Job Postings
Behavior Interventionist	258
Special Needs Care	124
Instructional Designer	113
Training Specialist	82
Care Coordinator	81

In Los Angeles County, employers who posted the most ads for well-paid education and human development occupations were Easterseals Southern California, University of California, and ATA Translation Agency.

Exhibit 5. Top employers in job postings

Employer	Job Postings
Easterseals Southern California	125
University Of California	102
ATA Translation Agency	81
Language Line LLC	73
Intercare Therapy	73

Education and Human Development Occupations

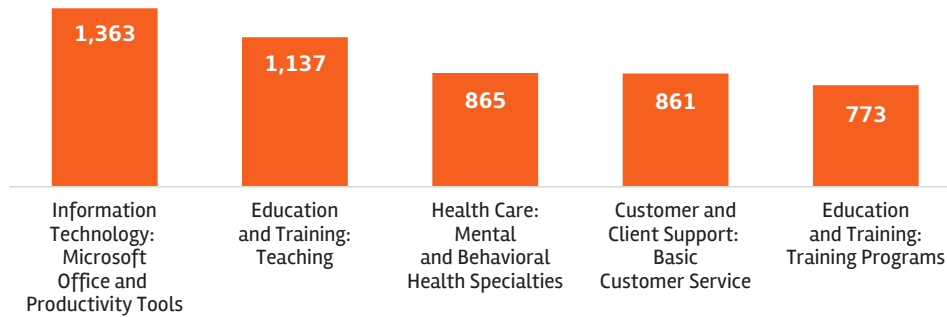
Local area job postings show how employers of the well-paid education and human development occupations are grouped by industry. In Los Angeles County, colleges, universities, and professional schools posted the most job ads, a total of 126, followed by other individual and family services, 98 job ads, and direct health and medical insurance carriers, 81 job ads.

Exhibit 6. Top industries in job postings³

Industry	Job Postings
Colleges, Universities, and Professional Schools	126
Other Individual and Family Services	98
Direct Health and Medical Insurance Carriers	81
General Medical and Surgical Hospitals	77
Engineering Services	31

One way to determine how in-demand skills coalesce across occupations and industries is to look at skill clusters, which can offer a broader picture of employer needs. The skill cluster areas for the grouping of education and human development occupations are varied, encompassing information technology, education and training, health care, and customer and client support.

Exhibit 7. In-demand skill clusters



³ Note: 82% of records have been excluded because they do not include an industry. As a result, the chart below may not be representative of the full sample.

Education and Human Development Occupations

Education & Training Supply Analysis

In Los Angeles County, 19 community colleges and 12 proprietary schools/other training providers offer programs related to education and human development occupations. In the 2019-20 academic year, community colleges conferred 4,298 awards, and proprietary schools and other training providers conferred 972 awards in the 2018-19 academic year.

Exhibit 8. Total awards by academic year⁴

	2017	2018	2019
Community Colleges	3,905	3,728	4,298
Proprietary Schools & Other Training Providers	845	896	972

Exhibit 9. Education and training programs

Community Colleges	<ul style="list-style-type: none"> · Educational Aide (Teacher Assistant) (TOP 0802.00) · Educational Aide (Teacher Assistant), Bilingual (TOP 0802.10) · Special Education (TOP 0809.00) · Coaching (TOP 0835.60) · Sign Language Interpreting (TOP 0850.10) · Educational Technology (TOP 0860.00) · Other Education (TOP 0899.00) · Child Development/Early Care and Education (TOP 1305.00) · Children with Special Needs (TOP 1305.20) · Preschool Age Children (TOP 1305.40) · The School Age Child (TOP 1305.50) · Parenting and Family Education (TOP 1305.60) · Child Development Administration and Management (TOP 1305.80) · Infants and Toddlers (TOP 1305.90) · Family Studies (TOP 1308.00)
Proprietary Schools and Training Providers	<ul style="list-style-type: none"> · Special Education and Teaching, General (CIP 13.1001) · Education, Other (CIP 13.9999) · Family and Consumer Sciences/Human Sciences, General (CIP 19.0101) · Child Care Provider/Assistant (CIP 19.0709) · Parks, Recreation and Leisure Studies (CIP 31.0101) · Sport and Fitness Administration/Management (CIP 31.0504)



³ Due to different data collection periods, the most recent three-year period of available data for community colleges is 2017-18 to 2019-20 while the three-year period for proprietary schools and other training providers is 2016-17 to 2018-19.

More About the Centers of Excellence

The Centers of Excellence (COE) for Labor Market Research deliver regional workforce research and technical expertise to California Community Colleges for program decision-making and resource-development. This information has proven valuable to colleges in beginning, revising, or updating economic development and Career Education (CE) programs, strengthening grant applications, assisting in the accreditation process, and in supporting strategic planning efforts.

The Centers of Excellence Initiative is funded in part by the Chancellor's Office, California Community Colleges, Economic and Workforce Development Program. The Centers aspire to be the leading source of regional workforce information and insight for California Community Colleges. More information about the Centers of Excellence is available at coecc.net.

Prepared by:

Luke Meyer

Director, Los Angeles County Center of Excellence for Labor Market Research

Hosted by Mt. San Antonio College

909-247-8510

lmeyer7@mtsac.edu

To download a copy of this, visit LA/Orange County under *Studies by Region* coecc.net.

Sources

Emsi 2021.1, QCEW, non-QCEW, Self-Employed; Centers of Excellence Skill/Occupation Crosswalk; Burning Glass Technologies' Labor Insight Real-time Labor Market Information tool; CalPASS Plus/LaunchBoard; California Community Colleges Chancellor's Office Data Mart; Integrated Postsecondary Education Data System (IPEDS); Chancellor's Office Curriculum Inventory System (COCI).

Important Disclaimer

All representations included in this report have been produced from primary research and/or secondary review of publicly and/or privately available data and/or research reports. This study examines the most recent data available at the time of the analysis; however, data sets are updated regularly and may not be consistent with previous reports. Efforts have been made to qualify and validate the accuracy of the data and the report findings; however, neither the Centers of Excellence for Labor Market Research (COE), COE host college/district, nor California Community Colleges Chancellor's Office are responsible for the applications or decisions made by individuals and/or organizations based on this study or its recommendations.

Please consider the environment before printing.

This document is designed for double-sided printing.



coecc.net



laocrc.org

POWERED BY



California
Community
Colleges

cccco.edu