

May 2021

The North/Far North Center of Excellence is sharing a semi-monthly bulletin of findings on job postings, unemployment, industry measures, and other real-time data. Some data points that we have traditionally used do not reflect the current economic disruption due to COVID-19.


[READ ARCHIVED ECONOMIC BULLETINS HERE](#)

[SUBSCRIBE TO THE ECONOMIC UPDATE HERE](#)

SUMMARY

- In February 2021, county unemployment rates in the Far North averaged 8.1%, a drop of just 0.2 percentage points from January. Unemployment rates in the Greater Sacramento (North) counties dropped 0.4 percentage points, falling to 7.3% in February.
- In February, county unemployment rates declined slightly or remained unchanged. Sutter County had the highest observed unemployment rate in the North/Far North region at 10.2%. Placer County had the lowest at 5.7%.
- The Far North's labor force totals (unemployed and employed workers) show encouraging signs of growth, but they remain 3.2% lower than at the beginning of 2018. The Greater Sacramento region's labor force totals appear to have risen above pre-pandemic levels.
- Health care and social assistance and construction have remained resilient in the face of the pandemic. Health care has steadily recovered and regained nearly all its pre-pandemic jobs. Construction rapidly got back on track, and its workforce even increased during the pandemic.
- Similarly, public sector (government) jobs appear to be back on track, reversing concerning trends noted in earlier economic updates.
- Labor force trends in the manufacturing sector are concerning in the Greater Sacramento (North) region, where the sector shed jobs in the first quarter of 2021 and now has 7% fewer jobs than it did at the beginning of 2020. The Far North's manufacturing sector appears stronger, but it is subject to seasonal fluctuations.
- The hospitality sector has shown some signs of life in the first quarter of 2021, but it is far from out of the woods. In the Far North, the sector has 22% fewer jobs than it did at the beginning of 2020. In the North, the sector has 30% fewer jobs.

The economic update includes a detailed appendix outlining industry and jobs postings trends in transportation and logistics; agriculture, water, and environmental technology; construction; government (public administration); health care and social assistance; hospitality and tourism; and manufacturing.

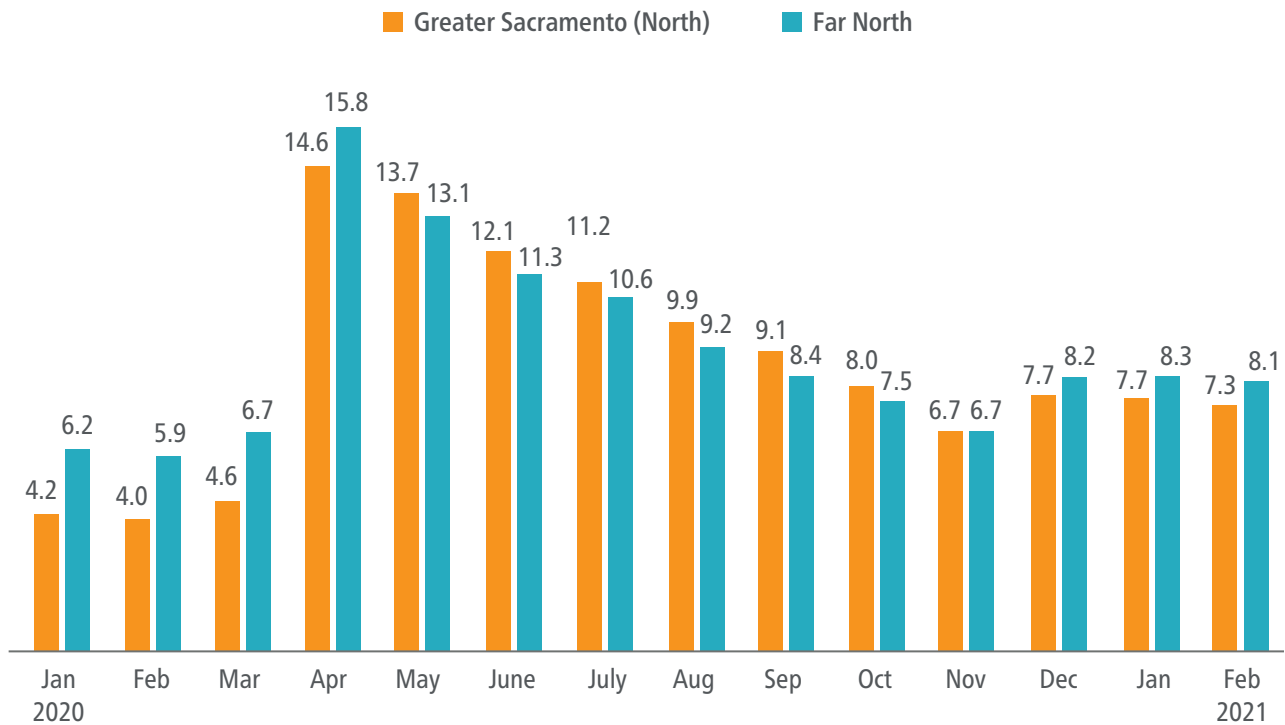


COE INSIGHTS

Unemployment

After steadily declining throughout 2020 to lows under 7% in November, unemployment rates have remained elevated since increasing in December. In February, county unemployment rates in the Far North averaged 8.1%, a drop of just 0.2 percentage points from January (Exhibit 1). Unemployment rates in the Greater Sacramento (North) counties dropped 0.4 percentage points, falling to 7.3% in February. (Due to reporting timelines, the visuals do not include March unemployment numbers. In March, unemployment rates in the Far North continued a slow decline, falling to 7.8%. In the North, unemployment rates fell to 7%.)

Exhibit 1. Unemployment rates (%), North/Far North subregions, January 2020–February 2021



Source: California Employment Development Department, Labor Market Information Division (LMID), Labor Force and Unemployment, <https://www.labormarketinfo.edd.ca.gov/data/unemployment-and-labor-force.html>.

Note: Unemployment rates are averaged across the counties of each subregion.



In February, unemployment rates in the individual counties reflected the average trend—slight declines in several counties and unchanged in others. Sutter County (10.2%), Yuba County (9.8%), Siskiyou County (9.7%), and Del Norte County (8.6%) have the highest observed rates of unemployment in the region (Exhibit 2 and Exhibit 3). Placer County (5.7%), Nevada County (6.3%), and El Dorado County (6.5%) have the lowest unemployment rates in the region.

Exhibit 2. Unemployment rates (%), Greater Sacramento (North) subregion by county, September 2020–February 2021

County	Sep	Oct	Nov	Dec	Jan	Feb
El Dorado	7.6	6.7	5.7	6.7	7.0	6.5
Nevada	7.7	6.8	5.7	6.7	6.7	6.3
Placer	7.2	6.3	5.2	6.0	6.0	5.7
Sacramento	10.0	8.8	7.3	8.3	8.1	7.7
Sutter	9.4	8.6	8.0	10.0	10.4	10.2
Yolo	7.2	6.5	5.7	6.9	7.0	6.8
Yuba	10.1	9.3	8.2	9.8	10.0	9.8

Source: California Employment Development Department, Labor Market Information Division (LMID), Labor Force and Unemployment, <https://www.labormarketinfo.edd.ca.gov/data/unemployment-and-labor-force.html>.

Exhibit 3. Unemployment rates (%), selected Far North subregion counties, September 2020–February 2021

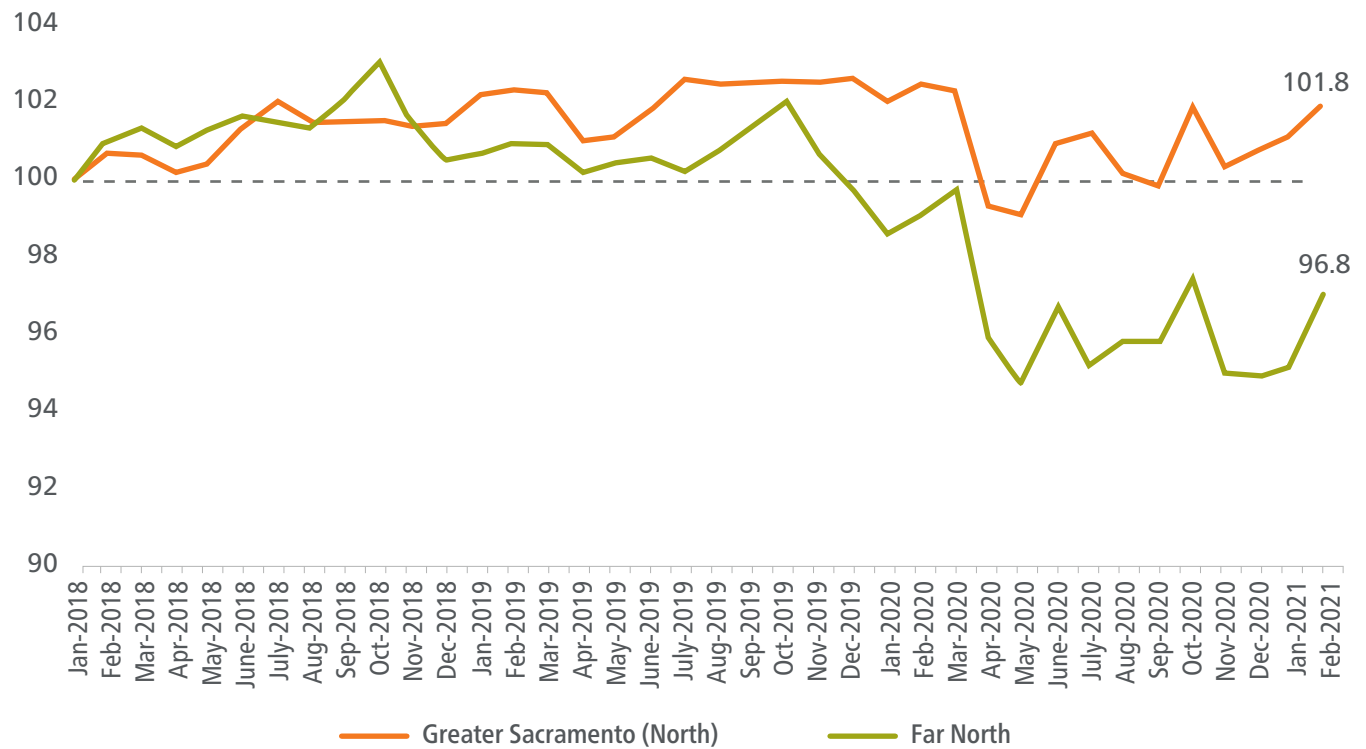
County	Sep	Oct	Nov	Dec	Jan	Feb
Butte	9.1	7.9	6.9	8.1	8.1	7.7
Del Norte	8.9	8.3	7.6	8.9	9.0	8.6
Humboldt	8.0	7.2	6.1	7.5	7.3	7.0
Lake	8.9	8.3	7.4	8.8	8.9	8.3
Mendocino	8.6	7.8	6.7	7.8	7.7	7.3
Shasta	8.0	7.3	6.5	7.9	7.9	7.9
Siskiyou	8.0	7.3	6.8	9.5	9.9	9.7
Trinity County	6.5	6.3	5.6	7.6	7.7	7.6

Source: California Employment Development Department, Labor Market Information Division (LMID), Labor Force and Unemployment, <https://www.labormarketinfo.edd.ca.gov/data/unemployment-and-labor-force.html>.


Labor force

January and February totals indicate increasing labor force rates in both subregions. (Labor force is the sum of employed and unemployed people.) The Far North, in particular, shows encouraging signs of growth, but its labor force remains 3.2% lower than the baseline (January 2018). (Retirements, outmigration, and labor force exits explain the trends.) The Greater Sacramento region's labor force appears to have grown above the pre-pandemic levels of 2018, but it remains slightly below (about 0.5%) the totals from 2019. (Again, due to reporting overlap, the visuals do not include March totals. In March, labor force data remained unchanged in the Far North [96.8] and fell one full percentage point in the Greater Sacramento [North] region [100.8].)

Exhibit 4. Civilian labor force, North/Far North subregions, monthly trend indexed to January 2018



Source: California Employment Development Department, Labor Market Information Division (LMID), Labor Force and Unemployment, <https://www.labormarketinfo.edd.ca.gov/data/unemployment-and-labor-force.html>.



Appendix: Industry and Jobs Postings

The appendices show monthly industry trend data and jobs postings trends for the top employers, occupations, and skills for selected sectors in the North and Far North subregions from February 21, 2021 to April 21, 2021. Sector definitions come from existing industry crosswalks and the closest available sector information. The analysis has two goals: (1) to better align the economic development definitions of industry sectors to the community college sector framework and (2) to illuminate opportunities for cross-sector workforce development strategies.

How to use the data:

- Top employers point to potential industry partners to collaborate with on implementing targeted workforce development strategies.
- Top occupations, especially those shared by multiple priority sectors, highlight opportunities for developing new career education programs. Please note that occupations have not been filtered for educational requirements. Therefore, some will be better aligned to community college terminal certificate and degree programs, whereas others may be better suited to transfer-oriented pathways.
- Top skills present opportunities for further workforce development, but with a focus on skills development. These most in-demand skills can be incorporated into existing coursework or built into new programs. Frequently requested skills, especially those listed in multiple priority sectors, may also suggest short-term certificate development areas.
- Priority sectors illuminate opportunities for cross-sector collaborations with multiple regional directors and industry partners.

Click on the content links to jump to detailed data for the following sectors:

[Transportation and logistics](#)

[Agriculture, water, and environmental technology \(AgWET\)](#)

[Construction](#)

[Government \(public administration\)](#)

[Health care and social assistance](#)

[Hospitality and tourism](#)

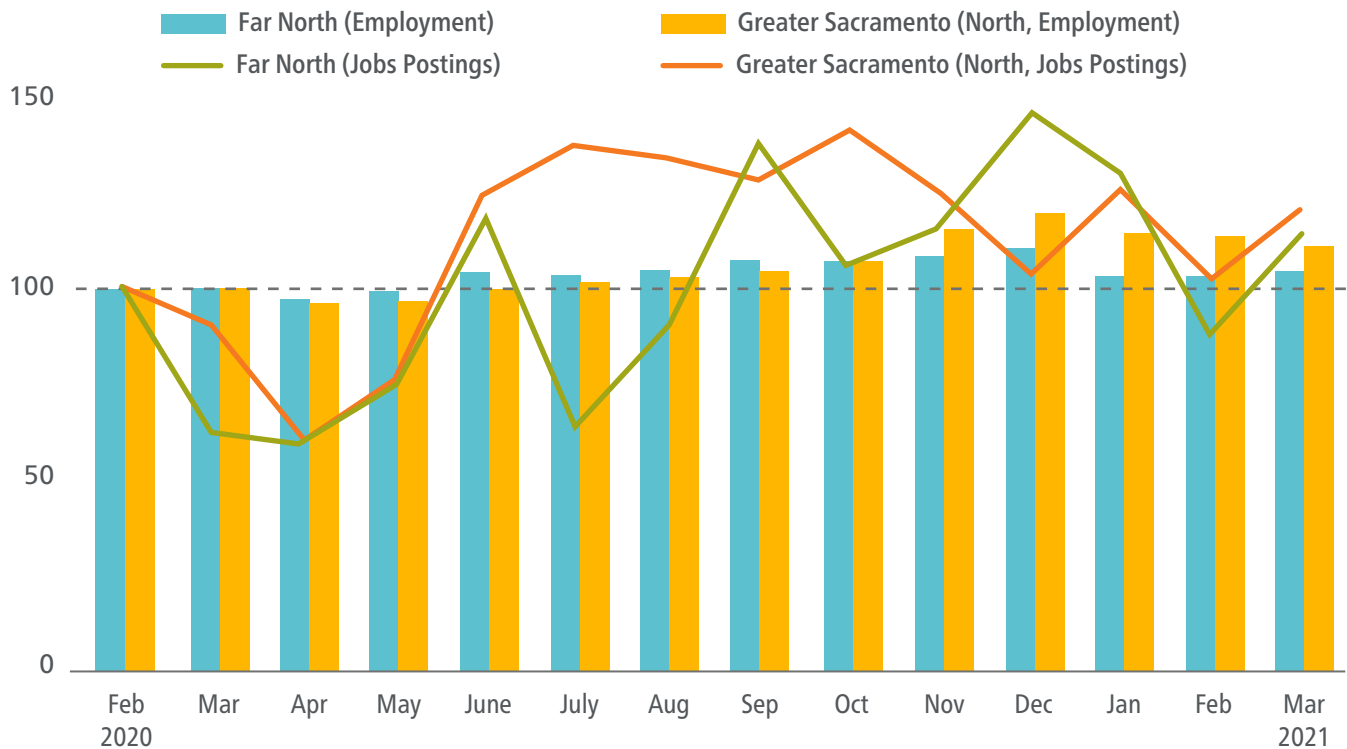
[Manufacturing](#)

If you'd like to explore a particular occupation or skill, please contact the North/Far North Center of Excellence.

Transportation and logistics

Since summer 2020, the industries associated with transportation and logistics have experienced robust labor market growth, significantly surpassing pre-pandemic employment levels. By the end of 2020, job levels in the North and Far North subregions were more than 10 percentage points higher than they were in February 2020. In February 2021, the number of transportation and logistics jobs in the Far North (9,400) was 4.5% higher than a year earlier and in the North (37,000), 11.4% higher. Jobs postings have fluctuated wildly in both subregions and generally are robust; their monthly volumes are much higher than at the start of the pandemic. Employers with the highest number of postings include automotive retailers, shipping operations, and trucking companies.

Exhibit 1A. Transportation and logistics employment and jobs postings trends, North/Far North subregions, February 2020–March 2021, indexed to February 2020



Sources: Employment data—California Employment Development Department, Labor Market Information Division, Current Employment Statistics (CES), <https://www.labormarketinfo.edd.ca.gov/cgi/dataanalysis/areaselection.asp?tablename=ces>. Jobs postings data—Burning Glass, Labor Insight.

Note: The employment data include monthly sample estimates for full-time and part-time non-farm payroll workers. Data are not available for every 2-digit NAICS sector. In certain cases, alternative designations are used on the basis of available data.



Exhibit A2. Transportation and logistics jobs postings detail, North subregion, February 21, 2021–April 21, 2021 (n = 2,600 jobs postings)

Top 10 Employers	Top 10 Occupations	Top 10 Specialized Skills
<ul style="list-style-type: none"> • FedEx • O’Reilly Automotive, Inc. • United States Postal Service • Estes Express Linjes • Advance Auto Parts Incorporated • Quick Quack Car Wash • May Trucking Company • Caliber Collision • AutoZone Auto Parts • Usa Labor Services 	<ul style="list-style-type: none"> • Heavy and Tractor-Trailer Truck Drivers • Laborers and Freight, Stock, and Materials Movers, Hand • Automotive Specialty Technicians • Light Truck or Delivery Services Drivers • Driver/Sales Workers • Automotive Body and Related Repairers • Sales Reps, Wholesale and Manufacturing, Except Technical and Scientific Products • Customer Service Reps • First-Line Supervisors of Retail Sales Workers • Bus and Truck Mechanics and Diesel Engine Specialists 	<ul style="list-style-type: none"> • Customer Service • Repair • Cleaning • Personal Protective Equipment (PPE) • Forklift Operation • Sales • Scheduling • Commercial Driving • Customer Contact • Auto Repair

Source: Burning Glass, Labor Insight. Note: Transportation and logistics = NAICS 48-49, 4413, 8111.

Exhibit A3. Transportation and logistics jobs postings detail, Far North subregion, February 21, 2021–April 21, 2021 (n = 478 jobs postings)

Top 10 Employers	Top 10 Occupations	Top 10 Specialized Skills
<ul style="list-style-type: none"> • O’Reilly Automotive, Inc. • Gardner Trucking • Gettrucker Com • Trkdrv Com • Certified Freight Logistics • FedEx • TruckDrivingInAmerica. Com • Reyes Holdings • Usa Labor Services • Goodyear 	<ul style="list-style-type: none"> • Heavy and Tractor-Trailer Truck Drivers • Driver/Sales Workers • Automotive Specialty Technicians • Light Truck or Delivery Services Drivers • Laborers and Freight, Stock, and Materials Movers, Hand • Bus Drivers, Transit and Intercity • Counter and Rental Clerks • General and Operations Managers • Postal Service Clerks • Couriers and Messengers 	<ul style="list-style-type: none"> • Customer Service • Sales • Scheduling • Repair • Product Sales • Truck Driving • Route Sales • Automotive Industry Knowledge • Outside Sales • Over The Road

Source: Burning Glass, Labor Insight. Note: Transportation and logistics = NAICS 48-49, 4413, 8111.

Agriculture, water, and environmental technology (AgWET)

Exhibit A4. AgWET jobs postings detail, North subregion, February 21, 2021–April 21, 2021
(n = 2,534 jobs postings)

Top 10 Employers	Top 10 Occupations	Top 10 Specialized Skills
<ul style="list-style-type: none"> Ernst & Young Accenture Black & Veatch Sysco Corporation Banfield Pet Hospital ServiceMaster Norcal Beverage Company Acxiom Corporation United Natural Foods Premium Retail Services 	<ul style="list-style-type: none"> Sales Reps, Wholesale and Manufacturing, Except Technical and Scientific Products Janitor and Cleaners, Except Maids and Housekeeping Cleaners Landscaping and Groundskeeping Workers Pest Control Workers Veterinary Technologists and Technicians Merchandise Displayers and Window Trimmers Customer Service Reps Software Developers, Applications Financial Managers, Branch or Department 	<ul style="list-style-type: none"> Cleaning Customer Service Sales Personal Protective Equipment (PPE) Scheduling Project Management Budgeting Customer Contact Business Development Repair

Source: Burning Glass, Labor Insight. Note: AgWET = NAICS 11, 21, 311, 312, 321, 322, 4238, 4244, 4245, 4249, 4452, 5416, 5419, 5617, 5629, 712130, 712190.

Exhibit A5. AgWET jobs postings detail, Far North subregion, February 21, 2021–April 21, 2021
(n = 288 jobs postings)

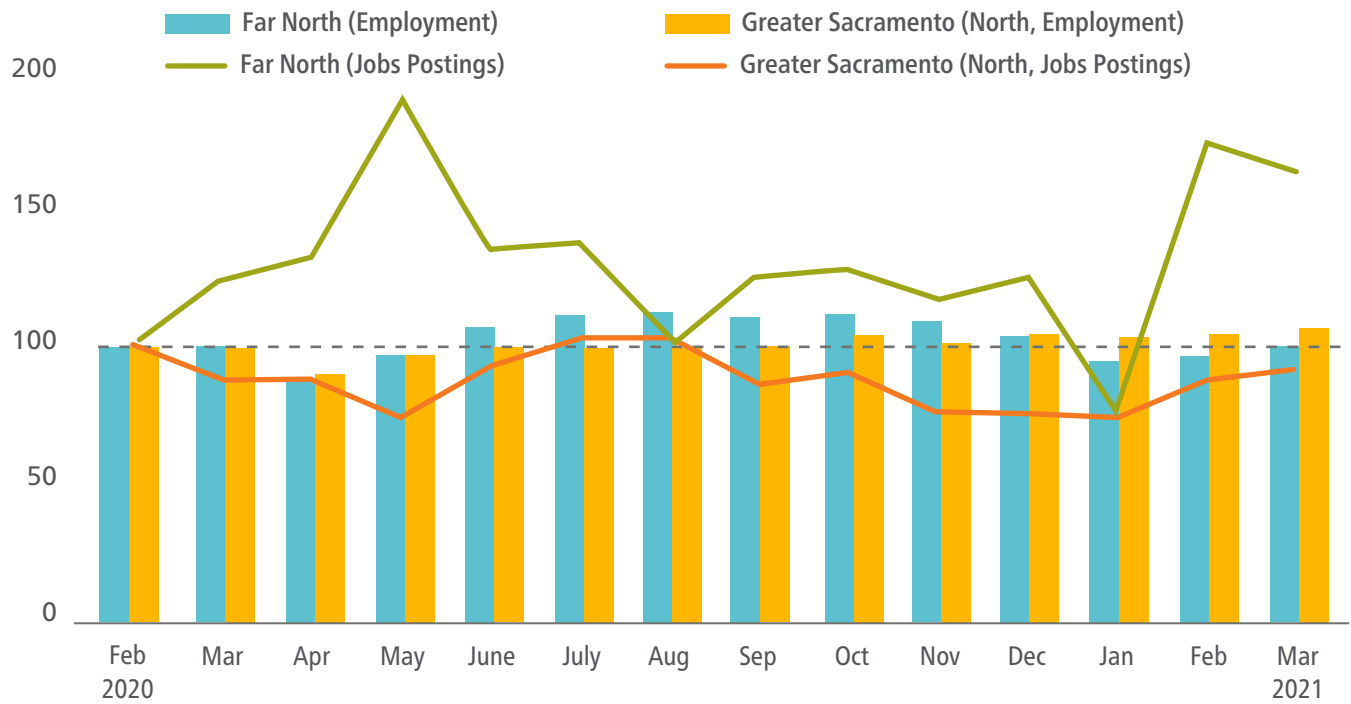
Top 10 Employers	Top 10 Occupations	Top 10 Specialized Skills
<ul style="list-style-type: none"> Forest Service Premium Retail Services Wilbur Ellis Vca Animal Hospitals Bimbo Bakeries Usa Crossmark Sysco Corporation Pacific States Marine Fisheries Commission Jr Simplot Tetra Tech 	<ul style="list-style-type: none"> Merchandise Displayers and Window Trimmers Janitor and Cleaners, Except Maids and Housekeeping Cleaners Heavy and Tractor-Trailer Truck Drivers Veterinarians Sales Reps, Wholesale and Manufacturing, Except Technical and Scientific Products Retail Salespersons Registered Nurses Pest Control Workers Maids and Housekeeping Cleaners 	<ul style="list-style-type: none"> Cleaning Merchandising Customer Service Scheduling Sales Repair Personnel Management Product Sales Retail Industry Knowledge Forklift Operation

Source: Burning Glass, Labor Insight. Note: AgWET = NAICS 11, 21, 311, 312, 321, 322, 4238, 4244, 4245, 4249, 4452, 5416, 5419, 5617, 5629, 712130, 712190.

Construction

Construction has been one of the most resilient sectors throughout the pandemic in the North and Far North subregions. Despite a dip immediately following the beginning of the pandemic, monthly jobs totals in both subregions has routinely been on par with or several percentage points above February 2020 totals. (Seasonality appears to affect the Far North industry totals to a significant extent; summer 2020 totals were 11% to 12% higher than in February 2020.) In March 2021, Far North construction jobs (5,250) were 1.0% higher than in February 2021. In the North, construction jobs (74,000) were 4.8% higher than in February 2020. Monthly jobs postings volumes are erratic in the Far North and are generally lower in the North.

Exhibit A6. Construction employment and jobs postings trends, North/Far North subregions, February 2020–March 2021, indexed to February 2020



Sources: Employment data—California Employment Development Department, Labor Market Information Division, Current Employment Statistics (CES), <https://www.labormarketinfo.edd.ca.gov/cgi/dataanalysis/areaselection.asp?tablename=ces>. Jobs postings data—Burning Glass, Labor Insight.

Note: The employment data include monthly sample estimates for full-time and part-time non-farm payroll workers. Data are not available for every 2-digit NAICS sector. In certain cases, alternative designations are used on the basis of available data.




Exhibit A7. Construction jobs postings detail, North subregion, February 21, 2021–April 21, 2021
(n = 1,802 jobs postings)

Top 10 Employers	Top 10 Occupations	Top 10 Specialized Skills
<ul style="list-style-type: none"> • Northstar Incorporated • Villara Building Systems • Cornerstone Building Brands • HD Supply • Loanpal • Bm Builders Incorporated • Mark III Construction • CDM Smith • White Cap • Mastec Incorporated 	<ul style="list-style-type: none"> • Construction Managers • Construction Laborers • Electricians • Cost Estimators • Sales Representatives, Wholesale and Manufacturing, Except Technical and Scientific Products • Civil Engineers • Plumbers • Heating and Air Conditioning Mechanics and Installers • First-Line Supervisors of Construction Trades and Extraction Workers • Maintenance and Repair Workers, General 	<ul style="list-style-type: none"> • Scheduling • Project Management • Budgeting • Cleaning • Construction Management • Plumbing • Personal Protective Equipment (PPE) • Repair • Customer Service • Civil Engineering

Source: Burning Glass, Labor Insight. Note: Construction = NAICS 23.

Exhibit A8. Construction jobs postings detail, Far North subregion, February 21, 2021–April 21, 2021
(n = 100 jobs postings)

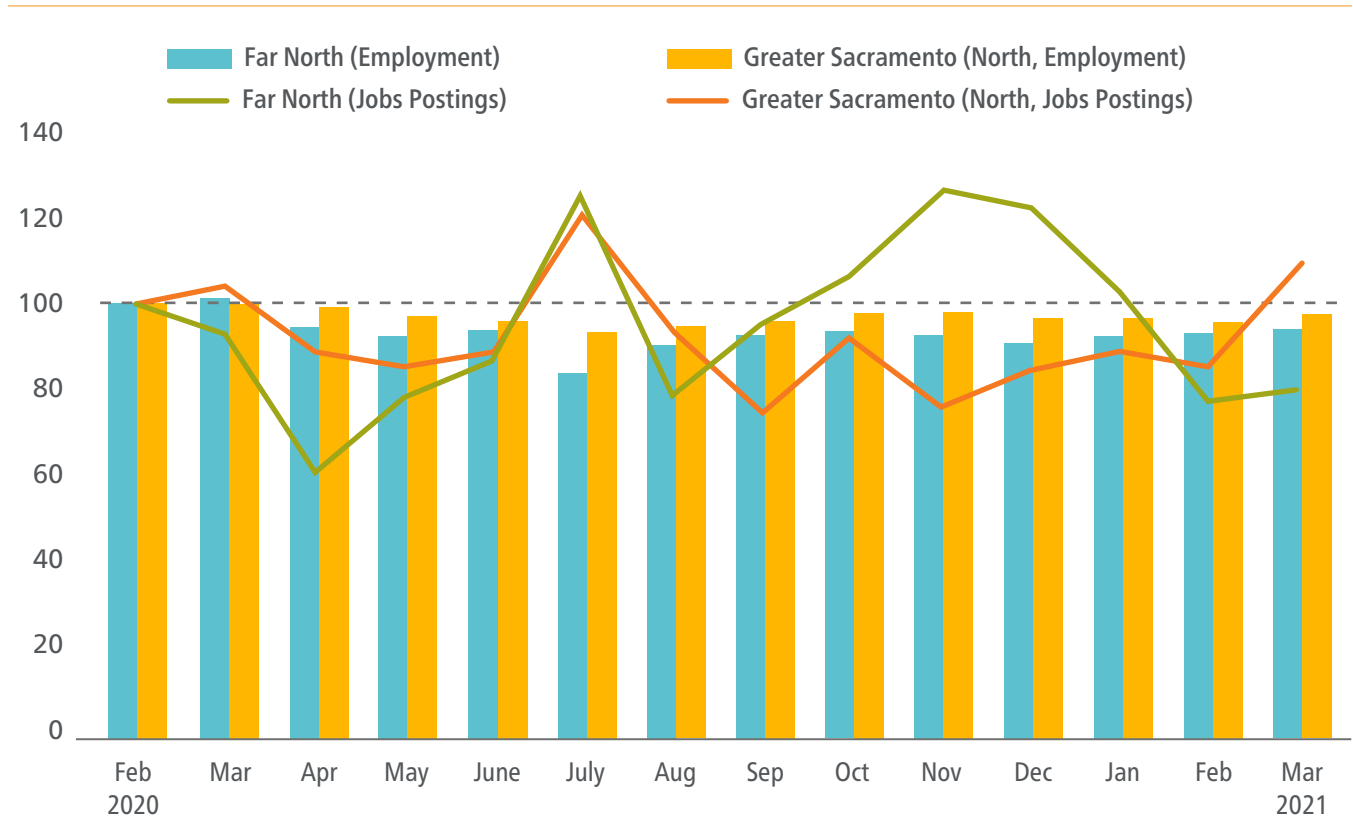
Top 10 Employers	Top 10 Occupations	Top 10 Specialized Skills
<ul style="list-style-type: none"> • Bureau of Land Management • Ferguson • Timberline Heating And Air Conditioning Inc • Evoqua Water Technologies, Llc • D.R. Horton • Thenewstribune Com • Sw Contractors Incorporated • Rescue Electric • Pride Industries • Pg&E Corporation 	<ul style="list-style-type: none"> • Electricians • Welders, Cutters, and Welder Fitters • Forest and Conservation Technicians • Maintenance and Repair Workers, General • Rough Carpenters • Heating and Air Conditioning Mechanics and Installers • Construction Managers • Solar Photovoltaic Installers • Plumbers • Park Naturalists 	<ul style="list-style-type: none"> • Repair • Electrical Work • Plumbing • Scheduling • Welding • Hand Tools • Budgeting • Fire Suppression • Machinery • Carpentry

Source: Burning Glass, Labor Insight. Note: Construction = NAICS 23.

Government (public administration)

Public sector jobs play a special role in the North/Far North region due to the number of state jobs in the capital region and their significance as an economic anchor in rural communities. Previous economic updates have discussed the concerning trends in government jobs in both subregions. The sector has not seen the catastrophic job losses of the hospitality sector, but it has struggled to fully recover during the pandemic. In the Far North, public sector jobs numbers have consistently been between 6% and 9% lower than before the pandemic. Fortunately, in the first three months of 2021, the public sector has regained some jobs (79,300 in March 2021 alone), and its jobs total is now just 5.5% lower than in February 2020. In the North subregion, the March jobs total (235,500) is only 2.5% lower than in February 2020.

Exhibit A9. Government employment and jobs postings trends, North/Far North subregions, February 2020–March 2021, indexed to February 2020



Sources: Employment data—California Employment Development Department, Labor Market Information Division, Current Employment Statistics (CES), <https://www.labormarketinfo.edd.ca.gov/cgi/dataanalysis/areaselection.asp?tablename=ces>. Jobs postings data—Burning Glass, Labor Insight.

Note: The employment data include monthly sample estimates for full-time and part-time non-farm payroll workers. Data are not available for every 2-digit NAICS sector. In certain cases, alternative designations are used on the basis of available data.



Exhibit A10. Government jobs postings detail, North subregion, February 21, 2021–April 21, 2021
(n = 1,349 jobs postings)

Top 10 Employers	Top 10 Occupations	Top 10 Specialized Skills
<ul style="list-style-type: none"> • Allied Universal • County of El Dorado • Guidehouse • California Department of Housing And Community Development • County Sacramento • California State Controller's Office • US Government • US Department of the Interior • Yolo County • Sacramento County 	<ul style="list-style-type: none"> • Managers, All Other • Security Guards • Lawyers • Software Developers, Applications • Secretaries and Administrative Assistants, Except Legal, Medical, and Executive • Management Analysts • First-Line Supervisors of Mechanics, Installers, and Repairers • Police Patrol Officers • Maintenance and Repair Workers, General • Accountants 	<ul style="list-style-type: none"> • Budgeting • Staff Management • Scheduling • Customer Service • Cleaning • Repair • Personal Protective Equipment (PPE) • Project Management • Accounting • Public Administration

Source: Burning Glass, Labor Insight. Note: Government (public administration) = NAICS 92.

Exhibit A11. Government jobs postings detail, Far North subregion, February 21, 2021–April 21, 2021
(n = 319 jobs postings)

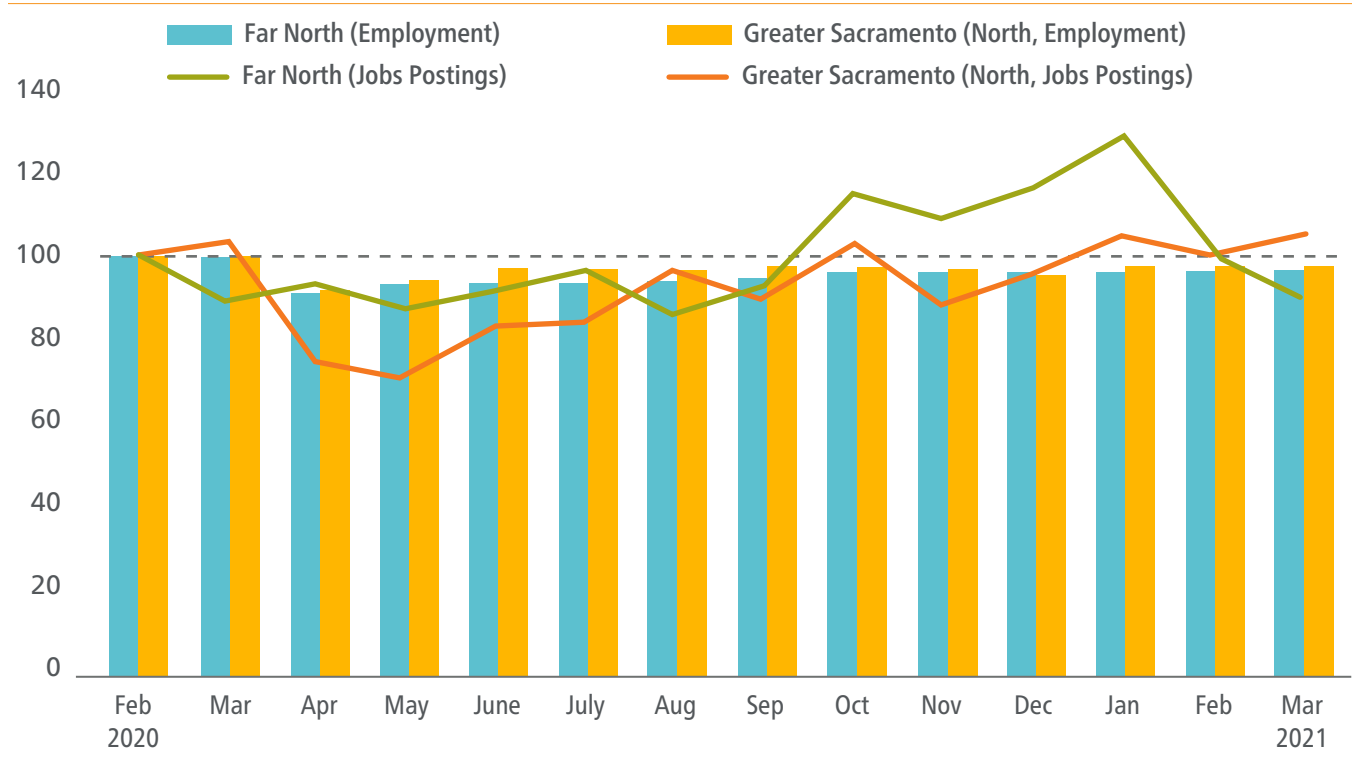
Top 10 Employers	Top 10 Occupations	Top 10 Specialized Skills
<ul style="list-style-type: none"> • Department of Veterans Affairs • US Government • Mendocino County Sheriff's Office • Tehama County • County of Del Norte • County Glenn • County Colusa • Shasta County Private Industry Council • National Park Service • County Humboldt 	<ul style="list-style-type: none"> • Social Workers, All Other • Managers, All Other • Office Clerks, General • Zoologists and Wildlife Biologists • Registered Nurses • Counseling Psychologists • Secretaries and Administrative Assistants, Except Legal, Medical, and Executive • Bookkeeping, Accounting, and Auditing Clerks • Administrative Services Managers • Licensed Practical and Licensed Vocational Nurses 	<ul style="list-style-type: none"> • Budgeting • Scheduling • Public Health and Safety • Mental Health • Repair • Appointment Setting • Staff Management • Public Administration • Business Administration • Customer Contact

Source: Burning Glass, Labor Insight. Note: Government (public administration) = NAICS 92.

Health care and social assistance

Past economic updates raised some concern about lagging recovery in health care and social assistance, especially in the Greater Sacramento (North) region. The concern was warranted, but the data from the first three months of 2021 offer encouraging news—the sector has seen a steady, if slow, recovery, and it has regained nearly all the jobs it lost or put on hold during 2020. In the Far North, the 62,700 jobs recorded in the sector in March 2021 represent just 3.3% fewer jobs than in February 2020. In the North, the 152,000 jobs recorded in March 2021 represent 3.2% fewer jobs than in February 2020. Monthly jobs postings volumes reflect the industry jobs totals and indicate a slow, steady increase throughout the last six months.

Exhibit A12. Health care and social assistance employment and jobs postings trends, North/Far North subregions, February 2020–March 2021, indexed to February 2020



Sources: Employment data—California Employment Development Department, Labor Market Information Division, Current Employment Statistics (CES), <https://www.labormarketinfo.edd.ca.gov/cgi/dataanalysis/areaselection.asp?tablename=ces>. Jobs postings data—Burning Glass, Labor Insight.

Note: The employment data include monthly sample estimates for full-time and part-time non-farm payroll workers. Data are not available for every 2-digit NAICS sector. In certain cases, alternative designations are used on the basis of available data.



Exhibit A13. Health care and social assistance jobs postings detail, North subregion, February 21, 2021–April 21, 2021 (n = 11,656 jobs postings)

Top 10 Employers	Top 10 Occupations	Top 10 Specialized Skills
<ul style="list-style-type: none"> • Dignity Health • Sutter Health • Uc Davis Health • Kaiser Permanente • Adventist Health • Sutter Health Sacramento Sierra Region • Sutter Medical Center • Soliant • Marshall Medical Center • Oakmont Senior Living • Rn Travel Healthcare • Wellpath 	<ul style="list-style-type: none"> • Registered Nurses • Personal Care Aides • Medical and Health Services Managers • Licensed Practical and Licensed Vocational Nurses • Speech-Language Pathologists • Dental Assistants • Critical Care Nurses • Medical Assistants • Preschool Teachers, Except Special Education • Nurse Practitioners 	<ul style="list-style-type: none"> • Patient Care • Cleaning • Scheduling • Cardiopulmonary Resuscitation (CPR) • Personal Protective Equipment (PPE) • Customer Service • Treatment Planning • Caregiving • Home Health • Advanced Cardiac Life Support (ACLS)

Source: Burning Glass, Labor Insight. Note: Health care and social assistance = NAICS 62.

Exhibit A14. Health care and social assistance jobs postings detail, Far North subregion, February 21, 2021–April 21, 2021 (n = 3,263 jobs postings)

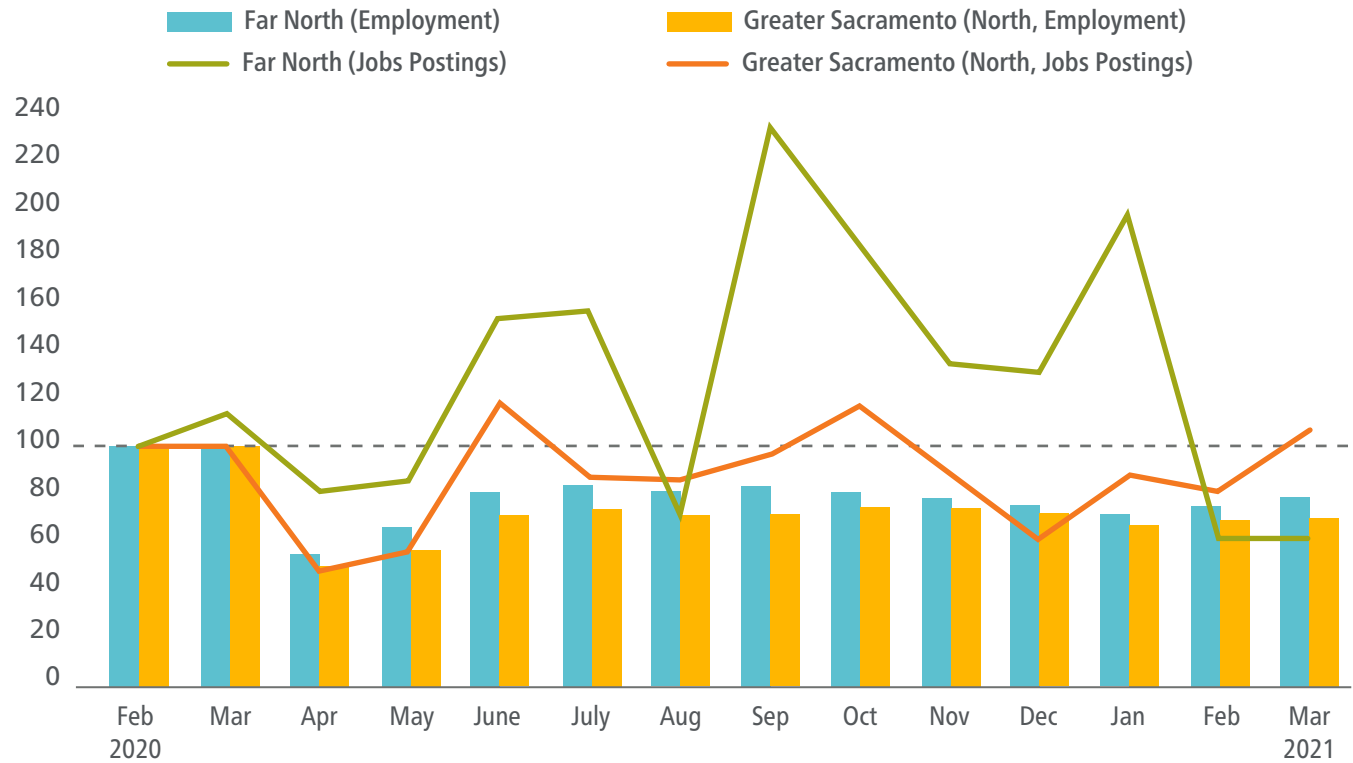
Top 10 Employers	Top 10 Occupations	Top 10 Specialized Skills
<ul style="list-style-type: none"> • Adventist Health • Dignity Health • Covenant Health • Next Travel Nursing • Directshifts • Nomad Health • Nurses Prn • Central Valley Specialty Hospital • Enloe Medical Center • Wellpath 	<ul style="list-style-type: none"> • Registered Nurses • Critical Care Nurses • Internists, General • Family and General Practitioners • Medical and Health Services Managers • Licensed Practical and Licensed Vocational Nurses • Physical Therapists • Nurse Practitioners • Physicians and Surgeons, All Other • Speech-Language Pathologists 	<ul style="list-style-type: none"> • Patient Care • Advanced Cardiac Life Support (ACLS) • Cardiopulmonary Resuscitation (CPR) • Treatment Planning • Scheduling • Acute Care • Caregiving • Life Support • Surgery • Primary Care

Source: Burning Glass, Labor Insight. Note: Health care and social assistance = NAICS 62.

Hospitality and tourism

Hospitality and tourism have a long way to go to recover their massive jobs losses. Jobs levels remain between 25% and 30% lower than in February 2020. In the Far North, March 2021 jobs totals (26,400) increased 6.6% from January this year, but January represented the lowest total since May 2020. Jobs totals in the North subregion are disappointing. The March 2021 total (77,000) is 30% lower than in February 2020, the lowest total since May 2020; it has grown just 4% since January. Jobs postings volumes are erratic, reflecting the sector's wide array of employers, including hotels, ski resorts, casinos, and fast-food restaurants.

Exhibit A15. Hospitality and tourism employment and jobs postings trends, North/Far North subregions, February 2020–March 2021, indexed to February 2020



Sources: Employment data—California Employment Development Department, Labor Market Information Division, Current Employment Statistics (CES), <https://www.labormarketinfo.edd.ca.gov/cgi/dataanalysis/areaselection.asp?tablename=ces>. Jobs postings data—Burning Glass, Labor Insight.

Note: The employment data include monthly sample estimates for full-time and part-time non-farm payroll workers. Data are not available for every 2-digit NAICS sector. In certain cases, alternative designations are used on the basis of available data.




Exhibit A16. Hospitality and tourism, North subregion jobs postings detail, February 21, 2021–April 21, 2021 (n = 5,063 jobs postings)

Top 10 Employers	Top 10 Occupations	Top 10 Specialized Skills
<ul style="list-style-type: none"> • Marriott International Inc. • Vail Resorts Management Co • Hyatt • Chipotle Mexican Grill • Thunder Valley Casino Resort • McDonald’s • Red Robin • Cache Creek Casino Resort • Chili’s • Taco Bell 	<ul style="list-style-type: none"> • Waiters and Waitresses • Combined Food Preparation and Serving Workers, Including Fast Food • Cooks, Restaurant • Food Service Managers • Hotel, Motel, and Resort Desk Clerks • Maids and Housekeeping Cleaners • First-Line Supervisors of Food Preparation and Serving Workers • Dishwashers • Bartenders • Hosts and Hostesses, Restaurant, Lounge, and Coffee Shop 	<ul style="list-style-type: none"> • Cleaning • Scheduling • Customer Service • Personal Protective Equipment (PPE) • Guest Services • Cooking • Restaurant Experience • Food Preparation • Cash Handling • Staff Management • Customer Checkout

Source: Burning Glass, Labor Insight. Note: Hospitality and tourism = NAICS 71-72.

Exhibit A17. Hospitality and tourism jobs postings detail, Far North subregion, February 21, 2021–April 21, 2021 (n = 413 job postings)

Top 10 Employers	Top 10 Occupations	Top 10 Specialized Skills
<ul style="list-style-type: none"> • Feather Falls Casino • Bowlero Limited • Red Robin • McDonald’s • Gold Country Casino Resort • Hersha Hospitality Management Lp • Rolling Hills Casino • Red Lion Hotel Redding • Live Nation Worldwide • Wyndham Hotels Resorts 	<ul style="list-style-type: none"> • Cooks, Restaurant • Combined Food Preparation and Serving Workers, including Fast Food • Waiters and Waitresses • Maids and Housekeeping Cleaners • Dishwashers • Food Service Managers • First-Line Supervisors of Food Preparation and Serving Workers • Hotel, Motel, and Resort Desk Clerks • Chefs and Head Cooks • Bartenders 	<ul style="list-style-type: none"> • Cooking • Cleaning • Guest Services • Food Preparation • Customer Service • Housekeeping • Scheduling • Bartending • Food Service Experience • Repair

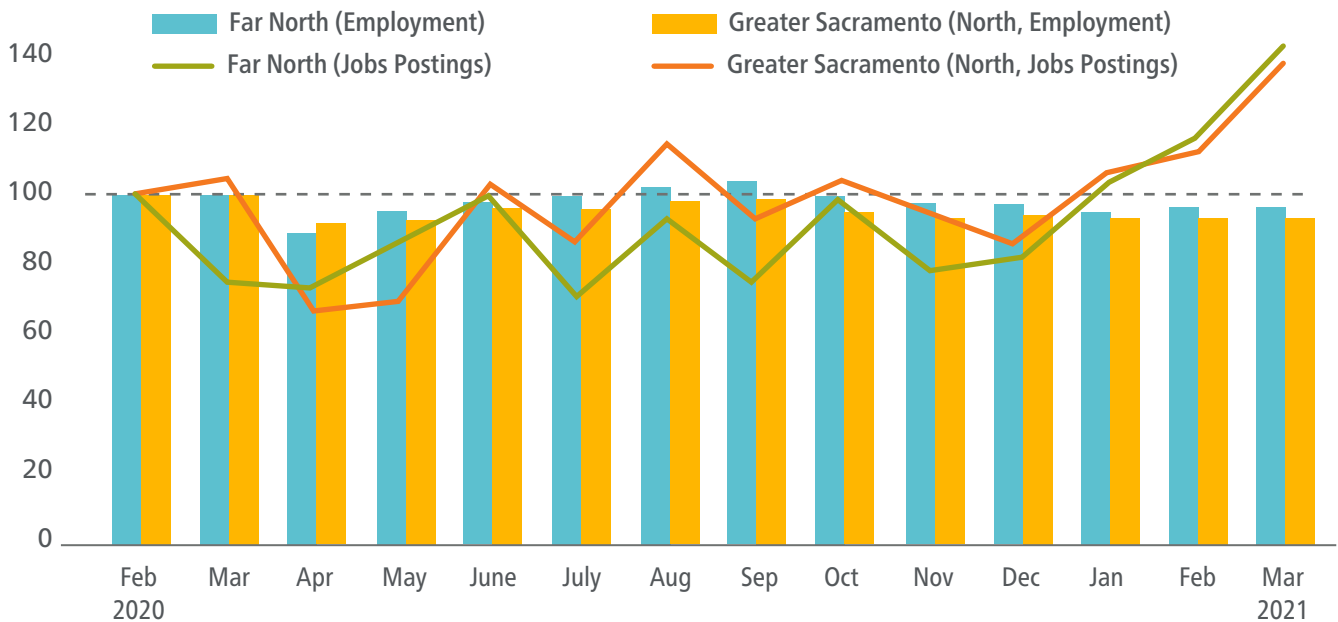
Source: Burning Glass, Labor Insight. Note: Hospitality and tourism = NAICS 71-72.

Manufacturing

The first economic update of 2021 noted some concerns about manufacturing jobs trends in the Greater Sacramento (North) region, and those concerns remain. Seasonality may explain some of the trends, but sector employment in both subregions fell by 10% in one month, April 2020.

The sector recovered all of its employment in the Far North and nearly all its employment in the North by summer 2020, but employment again fell to below pre-pandemic levels by the end of summer. March 2021 jobs totals (34,600) reflected a 1.3% reduction in January 2021 totals. The March total represents 92.8% of the February 2020 total in the North. The Far North has fared better. Its March total (16,330) represents 97% of its February 2020 total.

Exhibit A18. Manufacturing employment and jobs postings trends, North/Far North subregions, February 2020–March 2021, indexed to February 2020



Sources: Employment data—California Employment Development Department, Labor Market Information Division, Current Employment Statistics (CES), <https://www.labormarketinfo.edd.ca.gov/cgi/dataanalysis/areaselection.asp?tablename=ces>. Jobs postings data—Burning Glass, Labor Insight.

Note: The employment data include monthly sample estimates for full-time and part-time non-farm payroll workers. Data are not available for every 2-digit NAICS sector. In certain cases, alternative designations are used on the basis of available data.



Exhibit A19. Manufacturing, North subregion, February 21, 2021–April 21, 2021
(n = 3,110 jobs postings)

Top 10 Employers	Top 10 Occupations	Top 10 Specialized Skills
<ul style="list-style-type: none"> • Merck & Company • Intel Corporation • Siemens • Caterpillar Incorporated • Danaher Corporation • Stryker Medical • Bayer Corporation • Teledyne Technologies • General Dynamics • Johnson Controls Incorporated 	<ul style="list-style-type: none"> • Sales Representatives, Wholesale and Manufacturing, Except Technical and Scientific Products • Production Workers, All Other • Laborers and Freight, Stock, and Material Movers, Hand • Industrial Truck and Tractor Operators • Software Developers, Applications • Sales Managers • Managers, All Other • Maintenance and Repair Workers, General • Merchandise Displayers and Window Trimmers • General and Operations Managers 	<ul style="list-style-type: none"> • Repair • Cleaning • Customer Service • Sales • Scheduling • Project Management • Personal Protective Equipment (PPE) • Forklift Operation • Budgeting • Quality Assurance and Control

Source: Burning Glass, Labor Insight. Note: Manufacturing = NAICS 31-33.

Exhibit A20. Manufacturing, Far North subregion, February 21, 2021–April 21, 2021
(n = 378 jobs postings)

Top 10 Employers	Top 10 Occupations	Top 10 Specialized Skills
<ul style="list-style-type: none"> • AbbVie • Merck & Company • Mendocino Forest Products Company • Mendocino Forest Products • Red Bull North America, Inc. • LKQ Corporation • Jr Simplot • PepsiCo, Inc. • Vista Outdoor • Valeo Incorporated 	<ul style="list-style-type: none"> • Clinical Research Coordinators • Laborers and Freight, Stock, and Material Movers, Hand • Medical and Health Services Managers • Merchandise Displayers and Window Trimmers • Production Workers, All Other • Sales Representatives, Wholesale and Manufacturing, Except Technical and Scientific Products • Sales Managers • Managers, All Other • General and Operations Managers • Administrative Services Managers 	<ul style="list-style-type: none"> • Budgeting • Repair • Project Management • Scheduling • Forklift Operation • Customer Service • Oncology • Sales • Cleaning • Machinery

Source: Burning Glass, Labor Insight. Note: Manufacturing = NAICS 31-33.