

Psychiatric Technicians

Labor Market Analysis: San Diego County

November 2018

Summary

According to available labor market information, there is a small demand for *Psychiatric Technicians*. This occupation has less labor market demand in San Diego County than the average occupation. The average regional demand for an occupation is 276 annual job openings. *Psychiatric Technicians* has a labor market demand of 29 annual job openings. However, this occupation's entry-level wages and median earnings are higher than the Self-Sufficiency Standard, suggesting that students who successfully complete a program and obtain employment will earn living wages. The San Diego region could benefit from a small cohort program for Psychiatric Technician (123900).

The following list summarizes findings from the labor market analysis for *Psychiatric Technicians*:

- Between 2017 and 2022, *Psychiatric Technicians* are projected to increase by 60 jobs or 32 percent.
- Employers in San Diego County will need to hire 29 workers annually to fill new jobs and backfill jobs due to attrition such as retirement or turnover.
- Between 2010 and 2017, there were no online job postings per year for *Psychiatric Technicians* in San Diego County.
- *Psychiatric Technicians* earn median hourly earnings of \$28.85; this is more than the Self-Sufficiency Standard for a single adult in San Diego County, which is \$15.99 per hour.
- According to the California Community Colleges Chancellor's Office Management Information System (MIS) Data Mart, there is one Taxonomy of Programs (TOP) code associated with this occupation: Psychiatric Technician (123900).
- According to TOP data, no colleges supply the region with awards for this occupation.
- Comparing labor demand (annual openings) with labor supply¹ suggests that there is a supply gap for this occupation in San Diego County, with 29 annual openings and no awards. Comparatively, there are 818 annual openings in California and 471 completions.

¹ Labor supply can be found from two different sources: EMSI or the California Community Colleges Chancellor's Office MIS Data Mart. EMSI uses CIP codes while MIS uses TOP codes. Different coding systems result in differences in the supply numbers.

- Between January 1, 2015 and December 31, 2017, the top five employers in San Diego County for this occupation were American Addiction Centers, Palomar Health, Liberty Healthcare Corporation, AHR Professionals and Bestnest Management.
- The typical on-the-job training for this profession is short-term on-the-job training. The typical entry-level education is a post-secondary non-degree award.

Introduction

This report provides labor market information in San Diego County for the following occupational code in the Standard Occupational Classification (SOC)² system:

Psychiatric Technicians (SOC 29-2053): Care for individuals with mental or emotional conditions or disabilities, following the instructions of physicians or other health practitioners. Monitor patients' physical and emotional well-being and report to medical staff. May participate in rehabilitation and treatment programs, help with personal hygiene, and administer oral or injectable medications.

Sample reported job titles include:

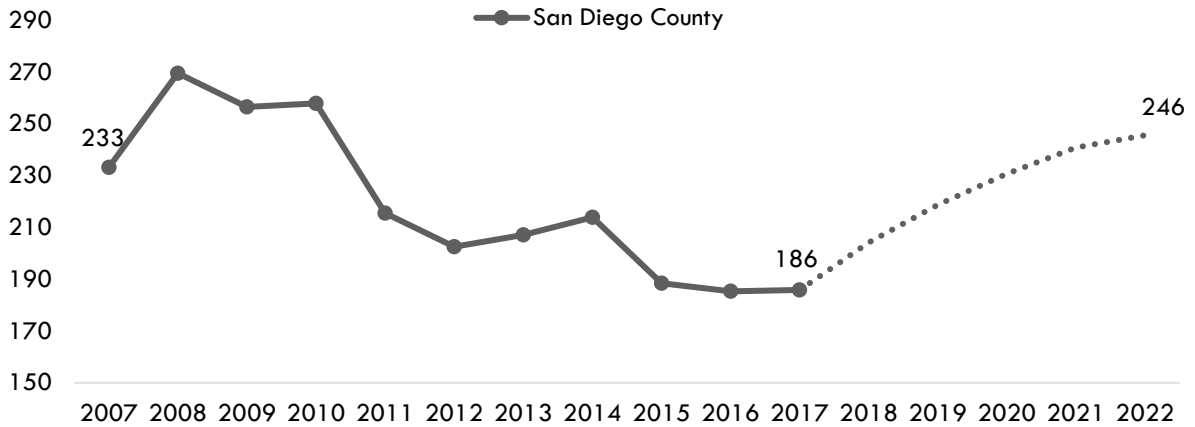
- | | |
|----------------------------------|---------------------------|
| • Mental Health Technician (MHT) | • Residential Aide (RA) |
| • Behavioral Health Technician | • Psychology Associate |
| • Direct Care Worker (DCW) | • Patient Care Specialist |
| • Support Team Member (STM) | • Milieu Therapist |

Projected Occupational Demand

Between 2017 and 2022, *Psychiatric Technicians* are projected to increase by 60 jobs or 32 percent (Exhibit 1). Employers in San Diego County will need to hire 29 workers annually to fill new jobs and backfill jobs due to attrition such as retirement or turnover.

² The Standard Occupational Classification (SOC) system is used by federal statistical agencies to classify workers into occupational categories for the purpose of collecting, calculating or disseminating data. [bls.gov/soc](https://www.bls.gov/soc).

Exhibit 1: Number of Jobs for *Psychiatric Technicians* (2007-2022)³



Online Job Postings

Between 2010 and 2017, there were no online job postings per year for *Psychiatric Technicians* in San Diego County (Exhibit 2).

Exhibit 2: Number of Online Job Postings for *Psychiatric Technicians* in San Diego County (2010-2017)⁴

0	0	0	0	0	0	0	0
2010	2011	2012	2013	2014	2015	2016	2017

Earnings

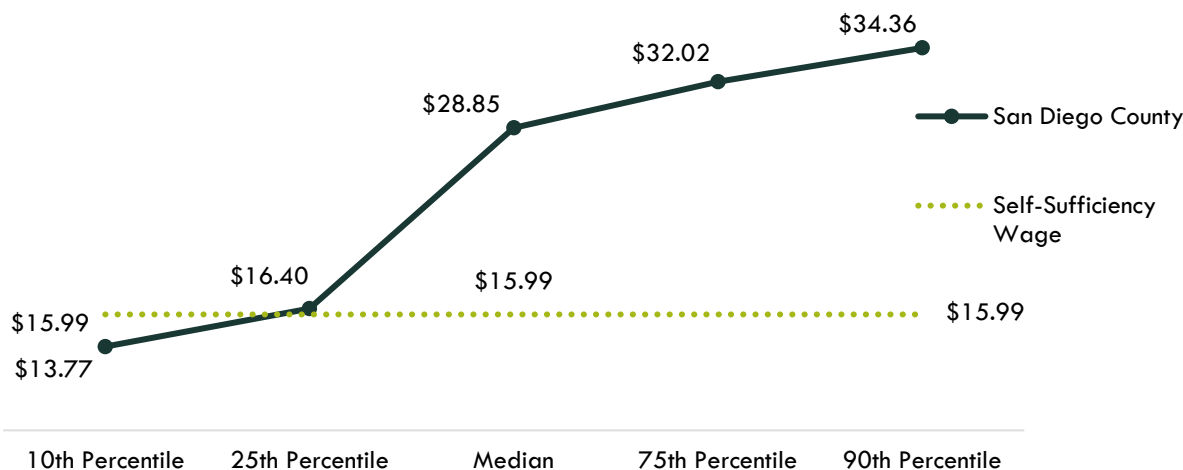
Psychiatric Technicians earn median hourly earnings of **\$28.85**; this is more than the Self-Sufficiency Standard for a single adult in San Diego County, which is **\$15.99** per hour (Exhibit 3).⁵

³ Economic Modeling Specialists, Int'l. (EMSI). San Diego (6073). 2018.03 Class of Worker. QCEW + Non-QCEW + Self-Employed. 2007-2022.

⁴ Labor Insight Jobs. Burning Glass Technologies. San Diego, CA. Full years 2010-2017.

⁵ The self-sufficient wage in San Diego for one adult is \$15.99 (<https://insightcced.org/2018-self-sufficiency-standard>).

Exhibit 3: Hourly Earnings for Psychiatric Technicians in San Diego County⁶



Educational Supply

Educational supply for an occupation can be estimated by analyzing the number of related program completers/graduates/awards in San Diego County. According to the California Community Colleges Chancellor’s Office Management Information System (MIS) Data Mart, there is **one** Taxonomy of Programs (TOP) code associated with this occupation: 123900 – Psychiatric Technician (Exhibit 4).

Exhibit 4: Related TOP Code in San Diego County

SOC 29-2053: Psychiatric Technicians

TOP 123900: Psychiatric Technician

According to TOP data, no colleges supply the region with awards for this occupation (Exhibit 5). Exhibit 5 generally shows the annual average regional community college awards (associate degrees and certificates) conferred during the three academic years between 2014 and 2017 as well as other awards granted outside the California Community Colleges from 2013 to 2016 with the relevant TOP code.

⁶ EMSI. San Diego (6073). 2018.03 Class of Worker. QCEW + Non-QCEW + Self-Employed. 2017-2022.

**Exhibit 5: Number of Awards (Certificates and Degrees) Conferred by Postsecondary Institutions
(Program Year 2013-14 through PY2016-17 Average)**

TOP6	TOP6 Title	3-Yr Annual Average CC Awards (PY14-15 to PY16-17)	Other Educational Institutions 3-Yr Annual Average Awards (PY13-14 to PY15-16)	3-Yr Total Average Supply (PY13-14 to PY16-17)
123900	Psychiatric Technician	0	0	0
			Total	0

Demand vs. Supply

Comparing labor demand (annual openings) with labor supply⁷ suggests that there is a **supply gap** for this occupation in San Diego County, with 29 annual openings and no awards. Comparatively, there are 818 annual openings in California and 471 completions⁸ (Exhibit 6).

Exhibit 6: Labor Demand (Annual Openings) Compared to Labor Supply (Average Annual Awards)

Community Colleges and Other Postsecondary Educational Institutions	Demand (Annual Openings)	Supply (Total Annual Average Supply)	Supply Gap or OverSupply
San Diego	29	0	29
California	818	471	347

Please note: This is a basic analysis of supply and demand of labor. This data should be used to discuss the potential gaps or oversupply of workers; however, it should not be the only basis for determining whether or not a program should be developed. Additionally, the data does not include workers who are currently in the labor force who could fill these positions or workers who are not captured by publicly available data.

Student Outcomes

Based on information in the CTE LaunchBoard, students who took courses in the related TOP code exhibited the following outcomes (Exhibit 7).

⁷ Labor supply can be found from two different sources: EMSI or the California Community Colleges Chancellor's Office MIS Data Mart. EMSI uses CIP codes while MIS uses TOP codes. Different coding systems result in differences in the supply numbers.

⁸ EMSI. San Diego (6073). 2018.03 Class of Worker. QCEW + Non-QCEW + Self-Employed. 2017-2022.

**Exhibit 7: Strong Workforce Program Metrics for
TOP 123900: Psychiatric Technician in the San Diego-Imperial Region and California (PY2015-16)**

Metric	San Diego-Imperial	California
Number of course enrollments ⁹	N/A	3,885
Completed 12+ CTE Units in One Year ¹⁰	N/A	675
Completed 48+ CTE Contact Hours in One Year ¹¹	N/A	N/A
Number of students who got a degree or certificate ¹²	N/A	316
Number of students who transferred ¹³	N/A	26
Employed in the second fiscal quarter after exit ¹⁴	N/A	89%
Employed in the fourth fiscal quarter after exit ¹⁵	N/A	90%
Job closely related to field of study ¹⁶	N/A	N/A
Median earnings in the second fiscal quarter after exit ¹⁷	N/A	\$11,761
Median change in earnings ¹⁸	N/A	211%
Attained a living wage ¹⁹	N/A	80%

Top Employers and Work Locations

Between January 1, 2015 and December 31, 2017, the top five employers in San Diego County for this occupation were [American Addiction Centers](#), [Palomar Health](#), [Liberty Healthcare Corporation](#), [AHR Professionals](#) and [Bestnest Management](#) (Exhibit 8).

⁹ The number of enrollments in courses assigned to the TOP code in the selected year.

¹⁰ The number of students who completed 12 or more credit CTE units.

¹¹ The number of students who completed 48 or more noncredit CTE instructional contact hours.

¹² The number of unduplicated students who earned a locally-issued certificate, Chancellor's Office approved certificate, associate degree, and/or California Community Colleges bachelor's degree in the selected TOP code.

¹³ Students who took non-introductory courses or completed a California Community Colleges Chancellor's Office award in the selected TOP code in selected year who subsequently enrolled for the first time in a four-year institution the following year.

¹⁴ Among all exiters with a valid SSN, the percentage who were employed two quarters after exiting California Community Colleges.

¹⁵ Among exiting students with a valid SSN, the percentage who were employed four quarters after exiting California Community Colleges.

¹⁶ Among students who responded to the CTEOS, the percentage reporting employment in the same or similar field as their program of study.

¹⁷ Among exiting students, the median second-quarter earnings one year after the year in which they exited California Community Colleges.

¹⁸ Among exiting students with a valid SSN, the percentage change in earnings one year before and one year after exiting California Community Colleges.

¹⁹ Among completers and skills builders who exited, the proportion of students who attained a living wage.

Exhibit 8: Top Employers in San Diego County for *Psychiatric Technicians*

Top Employers	
<ul style="list-style-type: none"> American Addiction Centers Palomar Health Liberty Healthcare Corporation AHR Professionals Bestnest Management 	<ul style="list-style-type: none"> University of California San Diego Health System Aurora Behavioral Health Care Garden City Hospital Ingenesis Group Providence Health & Services

Skills, Education and Certifications

Exhibit 9 indicates the educational attainment for the occupation found currently in the national labor force. The typical on-the-job training for this profession is *short-term on-the-job training*. The typical entry-level education is a *post-secondary non-degree award*.²⁰

Exhibit 9: National Educational Attainment of *Psychiatric Technicians* ²¹

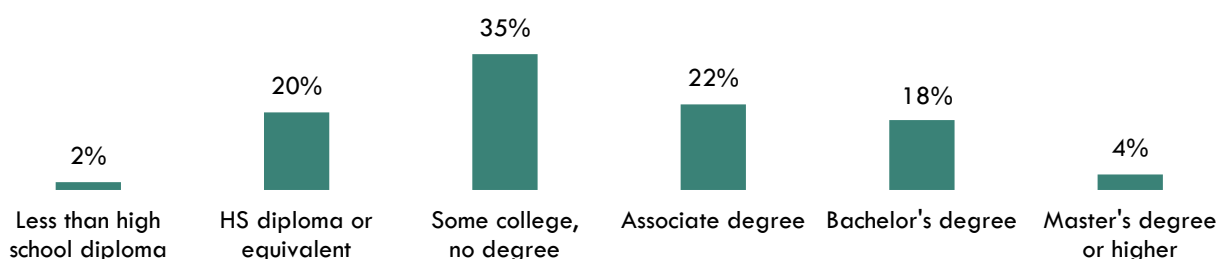


Exhibit 10 lists the top specialized, soft and software skills that appeared in online job postings for *Psychiatric Technicians* between January 1, 2015 and December 31, 2017.

Exhibit 10: Top Skills for *Psychiatric Technicians* in San Diego County²²

Specialized Skills	Soft Skills	Software Skills
<ul style="list-style-type: none"> Mental Health Behavioral Health Treatment Planning Patient Care Group Therapy 	<ul style="list-style-type: none"> Communication Skills English Presentation Skills Computer Literacy Meeting Deadlines 	<ul style="list-style-type: none"> Microsoft Excel Microsoft PowerPoint Hypertext Preprocessor (PHP) Microsoft Word Microsoft Access

²⁰ EMSI. San Diego (6073). 2018.03 Class of Worker. QCEW + Non-QCEW + Self-Employed. 2017-2022.

²¹ Bureau of Labor Statistics, Educational attainment for workers 25 years and older by detailed occupation. [bls.gov/emp/ep_table_111.htm](https://www.bls.gov/emp/ep_table_111.htm).

²² Labor Insight Jobs. Burning Glass Technologies. San Diego, CA. Full years 2015-2017.

Tina Ngo Bartel, Director
John Edwards, Research Analyst
San Diego-Imperial Center of Excellence

tngobartel@miracosta.edu

jedwards@miracosta.edu



Important Disclaimers

All representations included in this report have been produced from primary research and/or secondary review of publicly and/or privately available data and/or research reports. This study examines the most recent data available at the time of the analysis; however, data sets are updated regularly and may not be consistent with previous reports. Efforts have been made to qualify and validate the accuracy of the data and the report findings; however, neither the Centers of Excellence for Labor Market Research (COE), COE host district, nor California Community Colleges Chancellor's Office are responsible for the applications or decisions made by individuals and/or organizations based on this study or its recommendations.