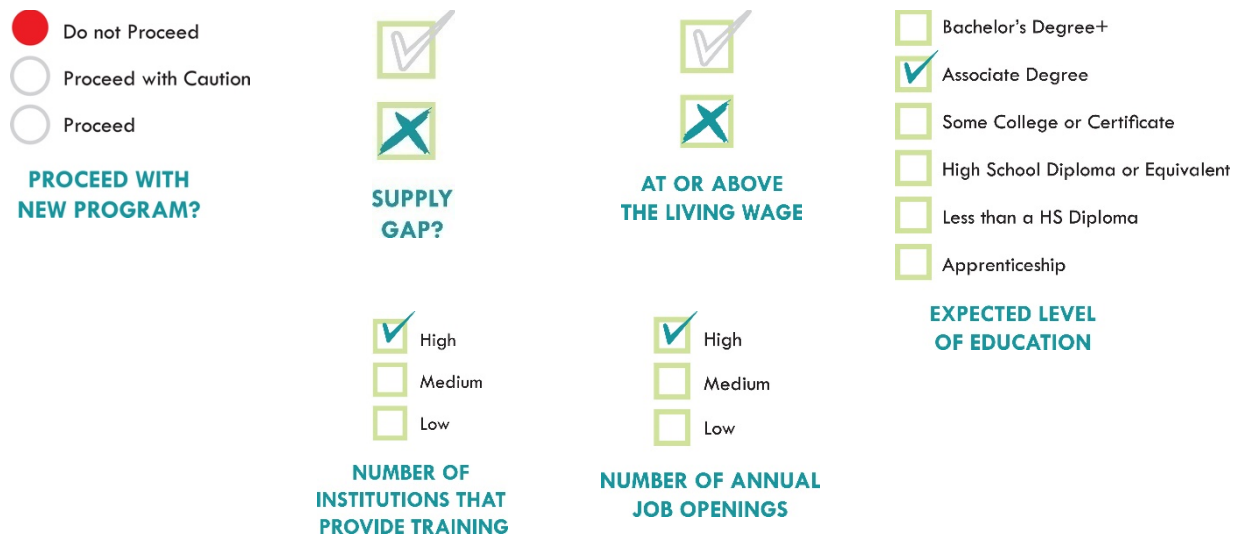


Preschool Teachers, Except Special Education

Labor Market Analysis: San Diego County

November 2019

Summary



The brief provides labor market information about *Preschool Teachers, Except Special Education* to assist the San Diego and Imperial Counties Community Colleges with decision-making in processes such as program development. According to available labor market information, *Preschool Teachers, Except Special Education* have a labor market demand of 587 annual job openings, while average demand for an occupation in San Diego County is 277 annual job openings. Eleven educational institutions in San Diego County supply 1,174 awards for this occupation, suggesting that there is an oversupply. Similarly, there are 6,993 annual openings in California and 12,901 awards, suggesting an oversupply across the state. This occupation's entry-level and median wages are below the living wage. According to the California Community Colleges' outcomes data, 35 percent of students who complete Child Development/Early Care and Education programs (TOP 130500) earned a living wage, compared to 58 percent of students who complete Career Education programs in general. The typical entry-level education for *Preschool Teachers, Except Special Education* is an associate degree. This brief recommends to not proceed with a new program for this occupation because 1) there is no supply gap; 2) its entry-level and median earnings are below the living wage; and 3) there is a significant number of programs that already exist.

Introduction

This report provides labor market information in San Diego County for the following occupational code in the Standard Occupational Classification (SOC)¹ system:

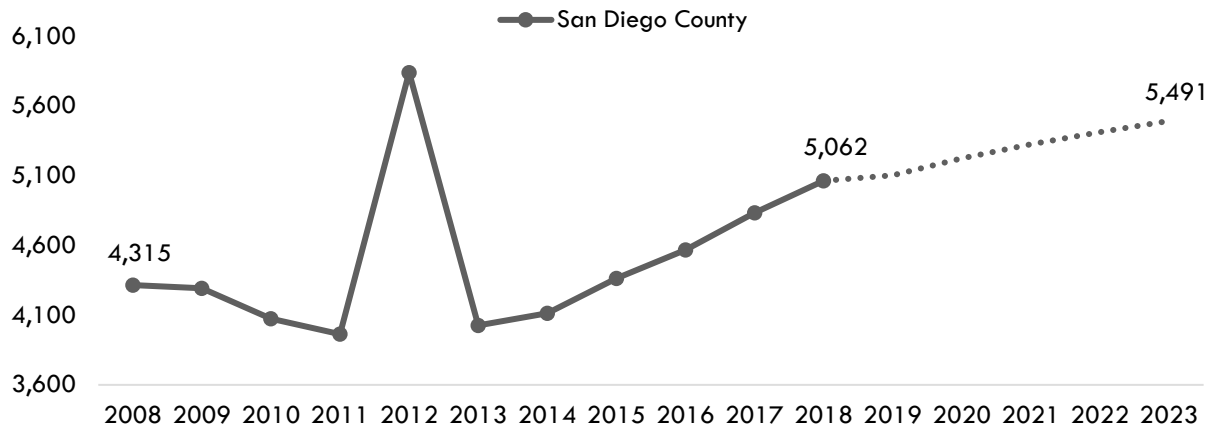
Preschool Teachers, Except Special Education (SOC 25-2011): Instruct preschool-aged children in activities designed to promote social, physical, and intellectual growth needed for primary school in preschool, day care center, or other child development facility. May be required to hold State certification. Sample reported job titles include:

- Child Development Teacher
- Early Childhood Teacher
- Group Teacher
- Infant Teacher
- Montessori Preschool Teacher
- Nursery Teacher
- Pre-Kindergarten Teacher
- Teacher
- Toddler Teacher

Projected Occupational Demand

Between 2018 and 2023, *Preschool Teachers, Except Special Education* are projected to increase by **429** net jobs or **eight** percent (Exhibit 1). Employers in San Diego County will need to hire **587** workers annually to fill new jobs and backfill jobs due to attrition caused by turnover and retirement, for example.

Exhibit 1: Number of Jobs for Preschool Teachers, Except Special Education (2008-2023)²



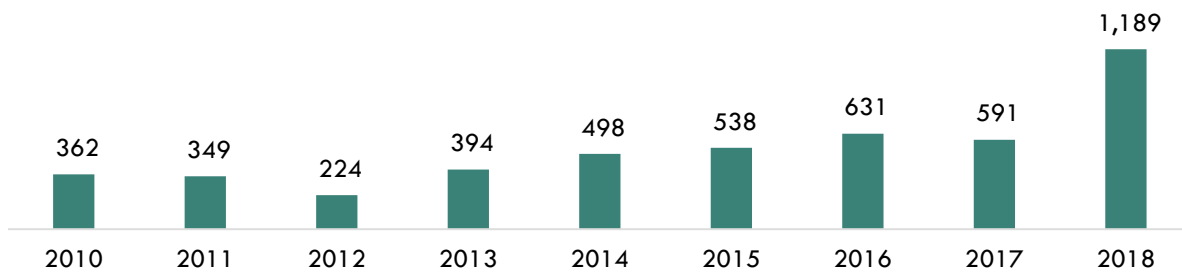
¹ The Standard Occupational Classification (SOC) system is used by federal statistical agencies to classify workers into occupational categories for the purpose of collecting, calculating or disseminating data. [bls.gov/soc](https://www.bls.gov/soc/).

² Emsi 2019.04; QCEW, Non-QCEW, Self-Employed.

Online Job Postings

This report analyzes not only historical and projected (traditional LMI) data, but also recent data from online job postings (real-time LMI). Online job postings may provide additional insight about recent changes in the labor market demand that are not captured by historical data. Between 2010 and 2018, there was an average of 531 online job postings per year for *Preschool Teachers, Except Special Education* in San Diego County (Exhibit 2).

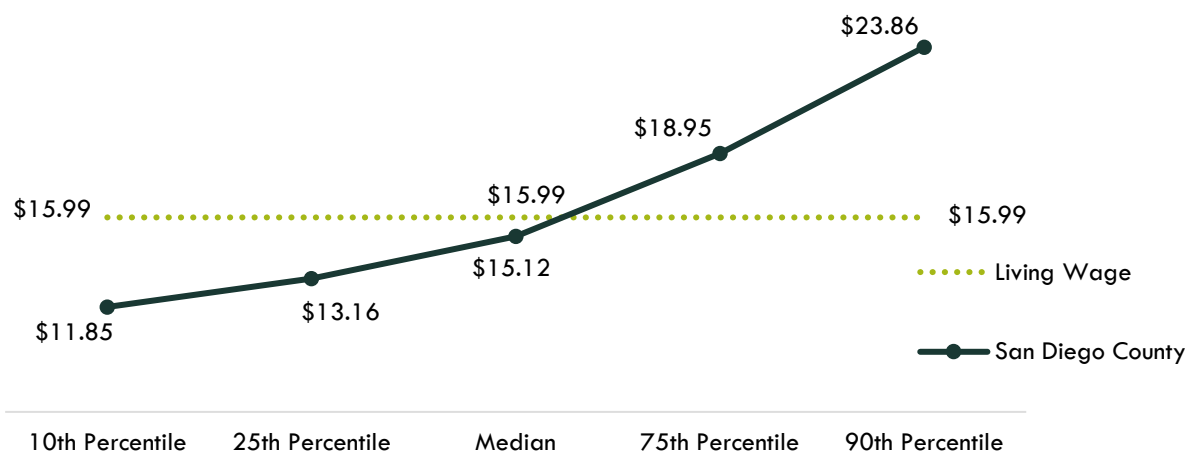
Exhibit 2: Number of Online Job Postings for *Preschool Teachers, Except Special Education* in San Diego County (2010-2018)³



Earnings

Preschool Teachers, Except Special Education receive median hourly earnings of \$15.12; this is less than the living wage for a single adult in San Diego County, which is \$15.99 per hour (Exhibit 3).⁴

Exhibit 3: Hourly Earnings⁵ for *Preschool Teachers, Except Special Education* in San Diego County⁶



³ Burning Glass Technologies, "Labor Insight Real-Time Labor Market Information Tool." 2010-2018.

⁴ "California Family Needs Calculator (formerly the Self-Sufficiency Standard)," Insight: Center for Community Economic Development, last updated 2018. insightccd.org/2018-self-sufficiency-standard.

⁵ 10th and 25th percentiles could be considered entry-level wages, and 75th and 90th percentiles could be considered experienced wages for individuals who may have been in the occupation longer, received more training than others, etc.

⁶ Emsi 2019.04; QCEW, Non-QCEW, Self-Employed.

Educational Supply

Educational supply for an occupation can be estimated by analyzing the number of awards in related Taxonomy of Programs (TOP) or Classification of Instructional Programs (CIP) codes.⁷ There are **two** TOP codes and **three** CIP codes related to *Preschool Teachers, Except Special Education* (Exhibit 4).

Exhibit 4: Related TOP and CIP Codes for *Preschool Teachers, Except Special Education*

<i>Preschool Teachers, Except Special Education</i>
TOP 130500: Child Development/Early Care and Education
TOP 130540: Preschool Age Child
CIP 13.1210: Early Childhood Education and Teaching
CIP 19.0706: Child Development
CIP 19.0709: Child Care Provider/Assistant

According to TOP data, **nine** community colleges supply the region with awards for this occupation: *Cuyamaca College, Grossmont College, MiraCosta College, Palomar College, San Diego City College, San Diego Continuing Education, San Diego Mesa College, San Diego Miramar College, and Southwestern College*. According to CIP data, **two** non-community college supplies the region with awards: *Ashford University and National University* (Exhibit 5).

Exhibit 5: Number of Awards (Certificates and Degrees) Conferred by Postsecondary Institutions (Program Year 2013-14 through PY2016-17 Average)

TOP6 or CIP	TOP6 or CIP Title	3-Yr Annual Average CC Awards (PY14-15 to PY16-17)	Other Educational Institutions 3-Yr Annual Average Awards (PY13-14 to PY15-16)	3-Yr Total Average Supply (PY13-14 to PY16-17)
130500	Child Development/Early Care and Education	473	0	473
	<ul style="list-style-type: none"> Cuyamaca 	1	0	
	<ul style="list-style-type: none"> Grossmont 	21	0	
	<ul style="list-style-type: none"> MiraCosta 	164	0	

⁷ TOP data comes from the California Community Colleges Chancellor's Office MIS Data Mart (datamart.cccco.edu) and CIP data comes from the Integrated Postsecondary Education Data System (nces.ed.gov/ipeds/use-the-data).

	• Palomar	48	0	
	• San Diego Cont Ed	97	0	
	• San Diego City	39	0	
	• San Diego Mesa	5	0	
	• San Diego Miramar	46	0	
	• Southwestern	52	0	
130540	Preschool Age Child	194	0	194
	• Cuyamaca	37	0	
	• San Diego City	52	0	
	• San Diego Cont Ed	27	0	
	• San Diego Mesa	26	0	
	• San Diego Miramar	52	0	
13.1210	Early Childhood Education and Teaching	0	507	507
	• Ashford University	0	505	
	• National University	0	2	
			Total	1,174

Demand vs. Supply

Comparing labor demand (annual openings) with labor supply⁸ suggests that there is an **oversupply** for this occupation in San Diego County, with **587** annual openings and **1,174** awards. Comparatively, there are **6,993** annual openings in California and **12,901** awards⁹ (Exhibit 6).

Exhibit 6: Labor Demand (Annual Openings) Compared with Labor Supply (Average Annual Awards)

Community Colleges and Other Postsecondary Educational Institutions	Demand (Annual Openings)	Supply (Total Annual Average Supply)	Supply Gap or Oversupply
San Diego	587	1,174	587
California	6,993	12,901	5,908

⁸ Labor supply can be found from two different sources: EMSI or the California Community Colleges Chancellor's Office MIS Data Mart. EMSI uses CIP codes while MIS uses TOP codes. Different coding systems result in differences in the supply numbers.

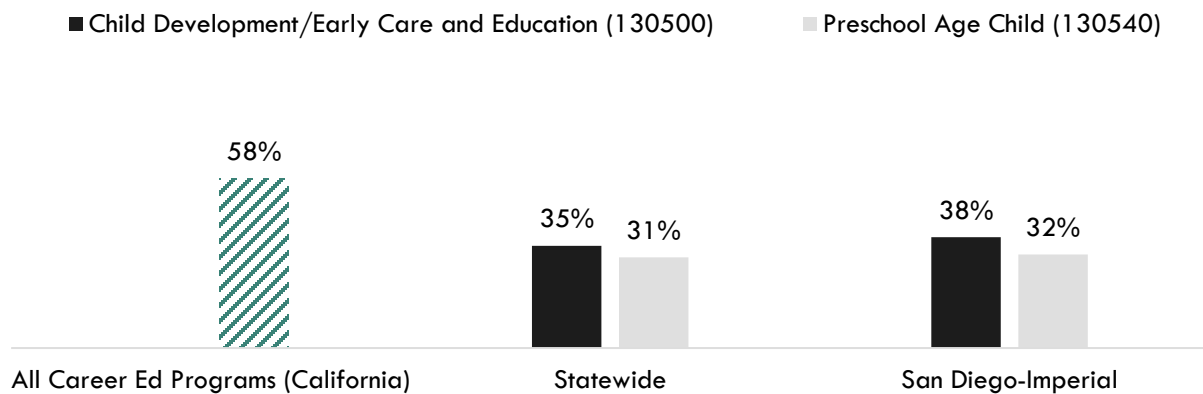
⁹ "Supply and Demand," Centers of Excellence Student Outcomes, coecc.net/Supply-and-Demand.aspx.

Please note: This is a basic analysis of supply and demand of labor. The data does not include workers currently in the labor force who could fill these positions or workers who are not captured by publicly available data. This data should be used to discuss the potential gaps or oversupply of workers; however, it should not be the only basis for determining whether or not a program should be developed.

Student Outcomes and Regional Comparisons

According to the California Community Colleges LaunchBoard, between 32 and 38 percent of students in the San Diego-Imperial region earned a living wage after completing a program related to *Preschool Teachers, Except Special Education*, compared to 31 to 35 percent statewide and 58 percent of students in Career Education programs in general across the state (Exhibit 7a).

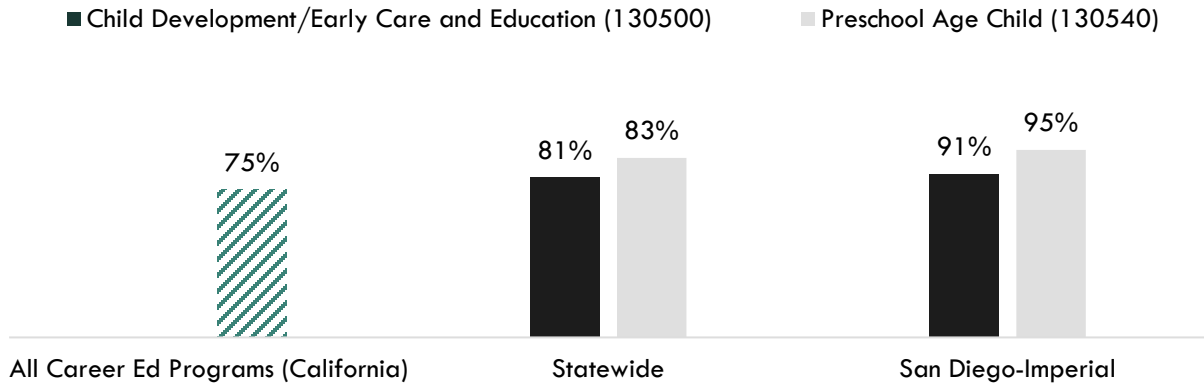
Exhibit 7a: Proportion of Students Who Earned a Living Wage, PY2015-16¹⁰



According to the California Community Colleges LaunchBoard, 91 to 95 percent of students in the San Diego-Imperial region obtained a job closely related to their field of study after completing a program related to *Preschool Teachers, Except Special Education*, compared to 81 to 83 percent statewide and 75 percent of students in Career Education programs in general across the state (Exhibit 7b).

¹⁰ Among completers and skills builders who exited, the proportion of students who attained a living wage.

Exhibit 7b: Percentage of Students in a Job Closely Related to Field of Study, PY2014-15¹¹



Top Employers and Work Locations

Between January 1, 2016 and December 31, 2018, the top five employers in San Diego County for this occupation were *La Petite Academy*, *Nobel Learning Communities*, *Childtime Learning Centers*, *Learning Care*, and *Easterseals Southern California* (Exhibit 8).

Exhibit 8: Top Employers in San Diego County for *Preschool Teachers, Except Special Education*¹²

Top Employers	
<ul style="list-style-type: none"> • La Petite Academy • Nobel Learning Communities • Childtime Learning Centers • Learning Care • Easterseals Southern California 	<ul style="list-style-type: none"> • YMCA • Community Action Partnership Of San Luis Obispo County Inc. • Montessori Unlimited • Bright Horizons • Santee School District

¹¹ Most recent year with available data is Program Year 2014-15. Percentage of Students in a Job Closely Related to Field of Study: Among students who responded to the CTEOS, the percentage reporting employment in the same or similar field as their program of study.

¹² Burning Glass Technologies, "Labor Insight Real-Time Labor Market Information Tool." 2016-2018.

Skills, Education, and Certifications

Exhibit 9 indicates the educational attainment for the occupation found currently in the national labor force. There is no typical on-the-job training for this profession. The typical entry-level education is an [associate degree](#).¹³

Exhibit 9: National Educational Attainment of *Preschool Teachers, Except Special Education*¹⁴

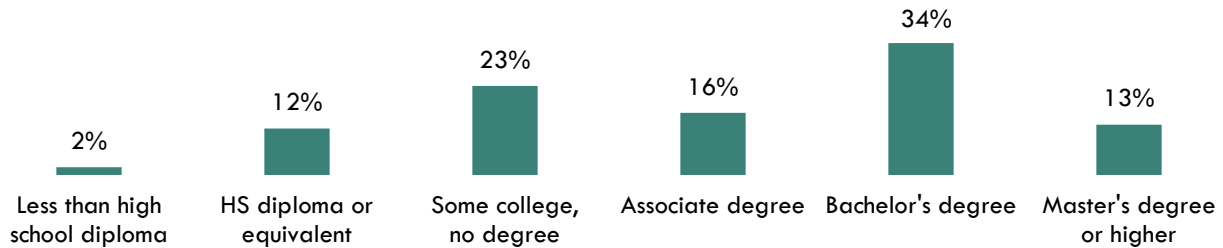


Exhibit 10 lists the top specialized, soft, and software skills that appeared in online job postings between January 1, 2016 and December 31, 2018.

Exhibit 10: Top Skills for *Preschool Teachers, Except Special Education* in San Diego County¹⁵

Specialized Skills	Soft Skills	Software Skills
<ul style="list-style-type: none"> Teaching Child Development Early Childhood Education Child Care Cardiopulmonary Resuscitation (CPR) 	<ul style="list-style-type: none"> Organizational Skills Communication Skills Planning English Creativity 	<ul style="list-style-type: none"> Microsoft Excel Microsoft Word Microsoft PowerPoint Facebook Google Drive

¹³ Emsi 2019.04; QCEW, Non-QCEW, Self-Employed.

¹⁴ "Educational Attainment for Workers 25 Years and Older by Detailed Occupation," Bureau of Labor Statistics, last modified October 18, 2018. bls.gov/emp/tables/educational-attainment.htm.

¹⁵ Burning Glass Technologies, "Labor Insight Real-Time Labor Market Information Tool." 2016-2018.

Prepared by:

Tina Ngo Bartel, Director

John Edwards, Research Analyst

San Diego-Imperial Center of Excellence for Labor Market Research

tngobartel@miracosta.edu

jedwards@miracosta.edu



Important Disclaimers

All representations included in this report have been produced from primary research and/or secondary review of publicly and/or privately available data and/or research reports. This study examines the most recent data available at the time of the analysis; however, data sets are updated regularly and may not be consistent with previous reports. Efforts have been made to qualify and validate the accuracy of the data and the report findings; however, neither the Centers of Excellence for Labor Market Research (COE), COE host district, nor California Community Colleges Chancellor's Office are responsible for the applications or decisions made by individuals and/or organizations based on this study or its recommendations.