

Painters, Transportation Equipment Labor Market Analysis: San Diego County

January 2018

Summary

The following list summarizes findings from the labor market analysis below for *Painters, Transportation Equipment*:

- Between 2016 and 2021, *Painters, Transportation Equipment* are projected to increase by 75 jobs (or nine percent) in San Diego County.
- Employers in San Diego County will need to hire 108 workers annually to fill new jobs and backfill jobs due to attrition such as retirement or turnover.
- Between 2010 and 2017, there was an average of 14 online job postings per year for *Painters, Transportation Equipment* in San Diego County.
- *Painters, Transportation Equipment* earn median hourly earnings of \$19.69, more than the self-sufficiency wage (\$13.09 per hour) for a single adult in San Diego County.
- According to the California Community Colleges Chancellor's Office Management Information System (MIS) Data Mart, three colleges supply the region with an annual average of 48 awards for this occupation: San Diego Continuing Education, Imperial Valley College and Palomar College.
- Comparing labor demand with labor supply, there is a supply gap for this occupation in San Diego County, with 108 annual openings and 48 awards. Comparatively, there are 962 annual openings in California and 391 completions.
- Between January 1, 2015 and December 31, 2017, the top five employers in San Diego County for this occupation were Affordable Engineering Services, NAPA Auto Parts, Genuine Parts, Steico Industries and Dent Wizard.
- The typical on-the-job training for this occupation is moderate-term on-the-job training. The typical entry-level education is a high school diploma or equivalent.

Introduction

This report provides labor market information in San Diego County for the following occupational code in the Standard Occupational Classification (SOC)¹ system:

Painters, Transportation Equipment (SOC 51-9122): Operate or tend painting machines to paint surfaces of transportation equipment, such as automobiles, buses, trucks, trains, boats and airplanes. Includes painters in auto body repair facilities. Sample reported job titles include:

¹ The Standard Occupational Classification (SOC) system is used by federal statistical agencies to classify workers into occupational categories for the purpose of collecting, calculating or disseminating data. bls.gov/soc.

- Auto Painter (Automobile Painter)
- Aircraft Painter
- Refinish Technician
- Automotive Refinish Technician
- Finish Painter
- Automotive Paint Technician (Auto Paint Technician)
- Auto Refinisher (Automobile Refinisher)
- Top Coater
- Paint Technician
- Paint Prepper

Projected Occupational Demand

Between 2016 and 2021, *Painters, Transportation Equipment* are projected to increase by **75 jobs** (or **nine percent**) in San Diego County (Exhibit 1a and Exhibit 1b).²

Exhibit 1a: Number of Jobs for Painters, Transportation Equipment (2006-2021)³

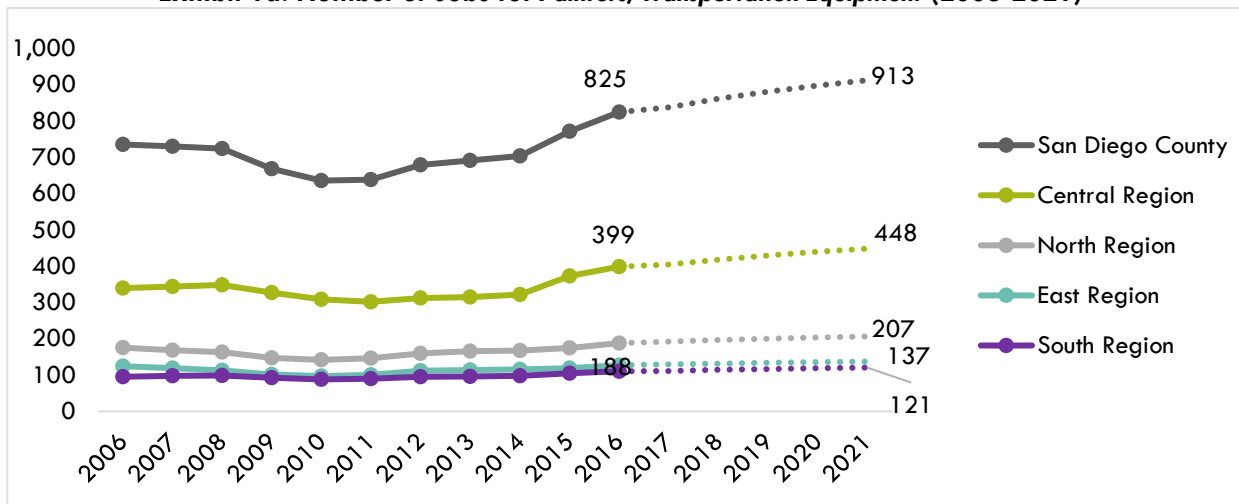
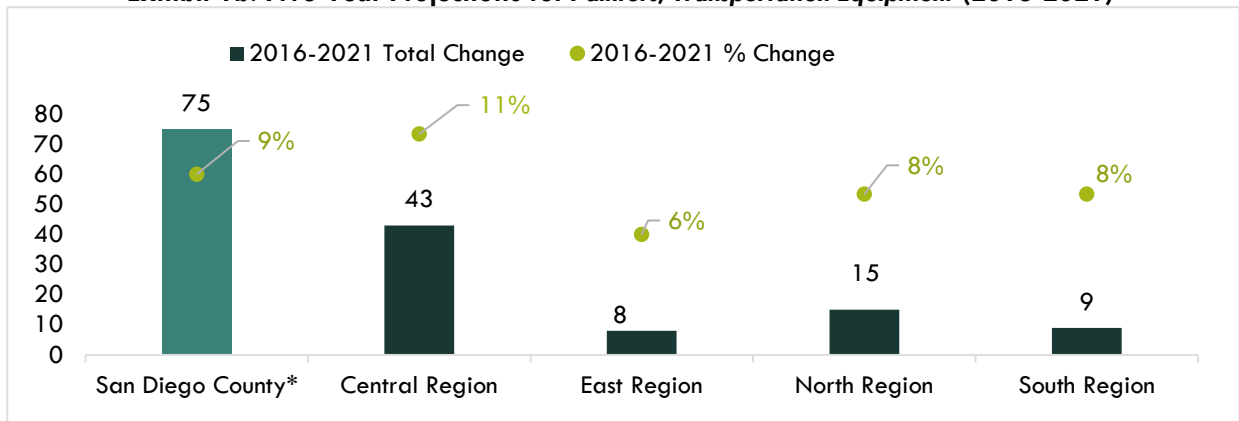


Exhibit 1b: Five-Year Projections for Painters, Transportation Equipment (2016-2021)⁴



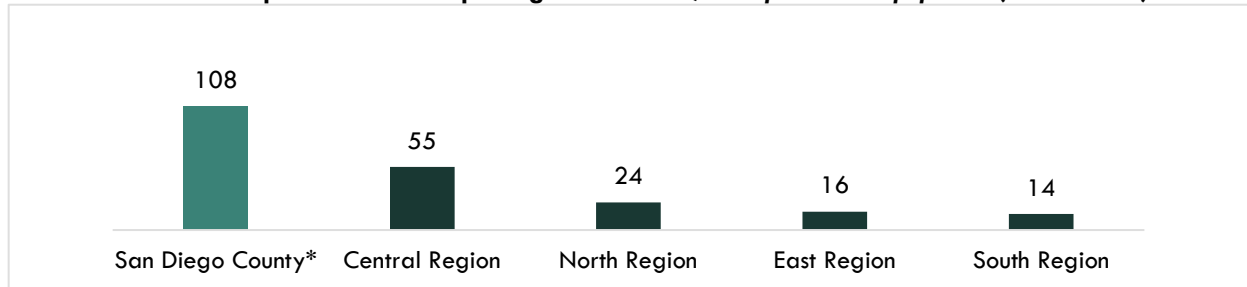
² South, East, Central and North Regions' ZIP codes in this report are defined by the local Workforce Development Board, the San Diego Workforce Partnership.

³ Economic Modeling Specialists, Int'l. (EMSI). San Diego County (6073). 2017.03 Class of Worker. QCEW + Non-QCEW+ Self-Employed. 2006-2021.

⁴ EMSI. San Diego County (6073). 2017.04 Class of Worker. QCEW + Non-QCEW + Self-Employed. 2016-2021.

Employers in San Diego County will need to hire **108** workers annually to fill new jobs and backfill jobs due to attrition such as retirement or turnover (Exhibit 2).

Exhibit 2: Projected Annual Openings for Painters, Transportation Equipment (2016-2021)⁵

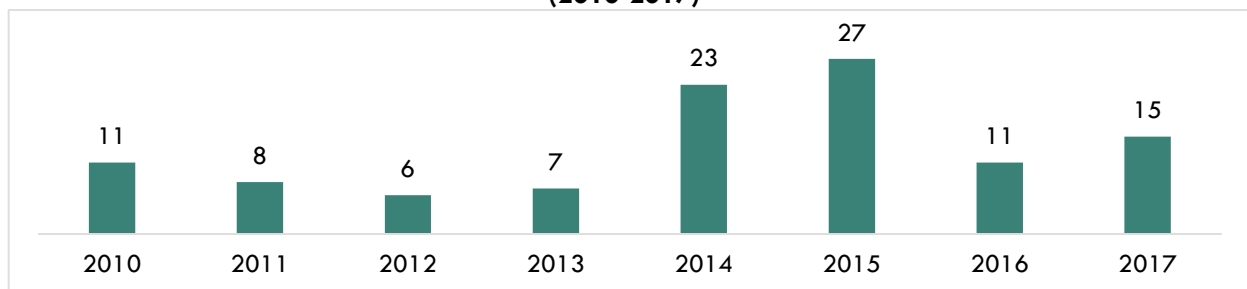


*Total annual openings for the sub regions in San Diego County may not add up exactly due to rounding.

Online Job Postings

Between 2010 and 2017, there was an average of **14** online job postings per year for *Painters, Transportation Equipment* in San Diego County (Exhibit 3).

Exhibit 3: Number of Online Job Postings for Painters, Transportation Equipment in San Diego County (2010-2017)⁶



Earnings

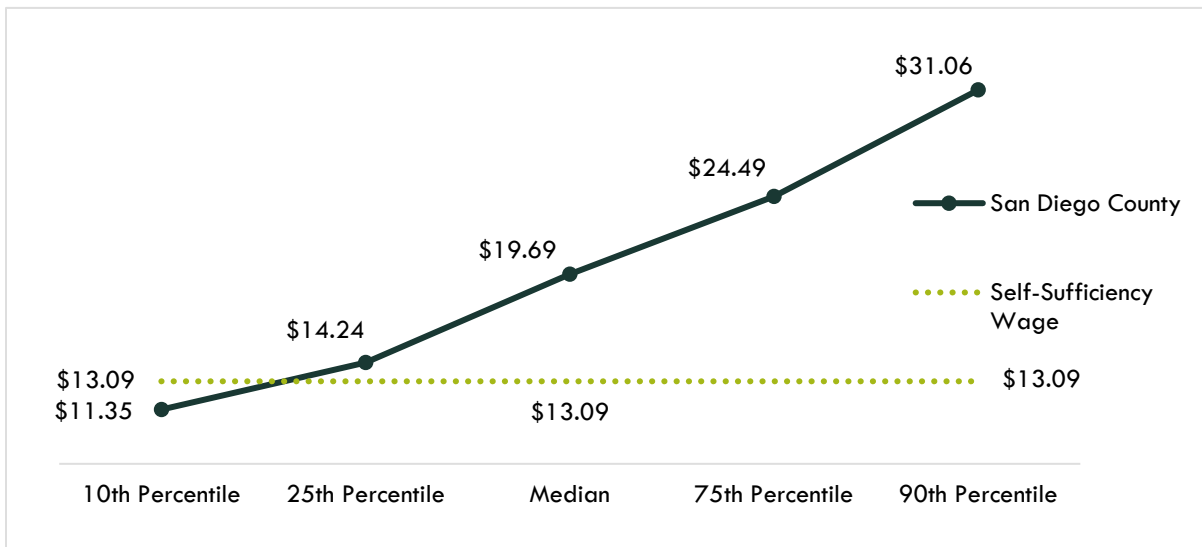
Painters, Transportation Equipment earn median hourly earnings of **\$19.69**, more than the self-sufficiency wage (\$13.09 per hour)⁷ for a single adult in San Diego County (Exhibit 4).

⁵ EMSI. San Diego County (6073). 2017.04 Class of Worker. QCEW + Non-QCEW + Self-Employed. 2016-2021.

⁶ Labor Insight Jobs. Burning Glass Technologies. San Diego, CA. Full years 2010-2017.

⁷ The self-sufficiency wage in San Diego for one adult is \$13.09 (insightcced.org/tools-metrics/self-sufficiency-standard-tool-for-california).

Exhibit 4: Hourly Earnings for Painters, Transportation Equipment in San Diego County⁸



Educational Supply

Educational supply for an occupation can be estimated by analyzing the number of related program completers/graduates/awards in San Diego County. To determine what programs are available, Exhibit 5 lists the Taxonomy of Programs (TOP) code(s) related to the SOC code analyzed.

Exhibit 5: Related TOP Codes in San Diego County

SOC 51-9122: Painters, Transportation Equipment

TOP 094900: Automotive Collision Repair

According to the California Community Colleges Chancellor's Office Management Information System (MIS) Data Mart, **three** colleges supply the region with an annual average of **48** awards for this occupation: **San Diego Continuing Education, Imperial Valley College and Palomar College** (Exhibit 6).

Exhibit 6 shows the annual average regional community college awards (associate degrees and certificates) conferred during the three academic years between 2013 and 2016, as well as other awards granted outside the California Community Colleges from 2012 to 2015 with the relevant TOP code.

Please note: An award is not equivalent to a single person in search of a job opening because a student may earn more than one award such as an associate degree in addition to a certificate.

⁸ EMSI. San Diego County (6073). 2017.04 Class of Worker. QCEW + Non-QCEW + Self-Employed. 2016-2021.

Exhibit 6: Number of Awards (Certificates and Degrees) Conferred by Postsecondary Institutions by Occupation (Program Year 2012-13 through PY2015-16 Average)

TOP06	TOP06 Title	3-Yr Annual Average Supply (PY13-14 to PY15-16)	3-Yr Annual Average CC Awards (PY13-14 to PY15-16)	Other Educational Institutions 3-Yr Annual Average Awards (PY12-13 to PY14-15)
094900	Automotive Collision Repair	48	48	0
	<ul style="list-style-type: none"> San Diego Continuing Education 		45	
	<ul style="list-style-type: none"> Imperial Valley College 		0	
	<ul style="list-style-type: none"> Palomar College 		3	

Demand vs. Supply

Comparing labor demand (annual openings) with labor supply⁹ from the region's colleges, there is a **supply gap** for this occupation in San Diego County, with 108 annual openings and 48 awards.

Comparatively, there are 962 annual openings in California and 391 completions.¹⁰

Exhibit 7: Labor Demand (Annual Openings) Compared to Labor Supply (Average Annual Awards)

Community Colleges and Other Postsecondary Educational Institutions	Demand (Annual Openings)	Supply (Total Annual Average Supply)	Supply Gap or Oversupply
San Diego County	108	48	60
California	962	391	571

Please note: This is a basic analysis of supply and demand of labor for these occupations. This data should be used to discuss the potential gaps or oversupply of workers for these occupations; however, it should not be the only basis for determining whether or not a program should be developed. Additionally, the data does not include workers who are currently in the labor force who could fill these positions or workers who are not captured by publicly available data.

Student Outcomes

Based on the information available in the CTE LaunchBoard,¹¹ students who took courses in the related TOP codes exhibited the following outcomes (Exhibit 8).

⁹ Labor supply can be found from two different sources: EMSI or the California Community Colleges Chancellor's Office MIS Data Mart. EMSI uses CIP codes while MIS uses TOP codes. Different coding systems result in differences in the supply numbers.

¹⁰ EMSI. San Diego County (6073). 2017.04 Class of Worker. QCEW + Non-QCEW + Self-Employed. 2016-2021.

¹¹ calpasplus.org/LaunchBoard/SWP.aspx.

**Exhibit 8: Strong Workforce Program Metrics for
094900 Automotive Collision Repair vs. All Programs in San Diego-Imperial Region (PY2014-15)**

Metric	TOP 094900	All Programs
Number of course enrollments ¹²	329	1,009,712
Number of students who got a degree or certificate ¹³	41	17,536
Number of students who transferred ¹⁴	1	6,269
Employed in the second fiscal quarter after exit ¹⁵	60%	66%
Employed in the fourth fiscal quarter after exit ¹⁶	63%	65%
Job closely related to field of study ¹⁷	N/A	N/A ¹⁸
Median earnings in the second fiscal quarter after exit ¹⁹	\$7,044	\$9,134
Median change in earnings ²⁰	60%	31%
Attained a living wage ²¹	51%	50%

Top Employers and Work Locations

Between January 1, 2015 and December 31, 2017, the top five employers in San Diego County for this occupation were **Affordable Engineering Services, NAPA Auto Parts, Genuine Parts, Steico Industries and Dent Wizard** (Exhibit 9).

Exhibit 9: Top Employers in San Diego County for Painters, Transportation Equipment

Top Employers	
<ul style="list-style-type: none"> • Affordable Engineering Services • NAPA Auto Parts • Genuine Parts • Steico Industries • Dent Wizard 	<ul style="list-style-type: none"> • O'Reilly Automotive, Inc. • Ahern Rentals Incorporated • Probuild • Tyonek Services Group, Inc. • Zenetex

¹² The number of enrollments in courses assigned to the TOP code in the selected year.

¹³ The number of unduplicated students who earned a locally-issued certificate, Chancellor's Office approved certificate, associate degree, and/or California Community Colleges bachelor's degree in the selected TOP code

¹⁴ Students who took non-introductory courses or completed a California Community Colleges Chancellor's OfficeCCCCO award in the selected TOP code in selected year who subsequently enrolled for the first time in a four-year institution the following year.

¹⁵ Among all exiters with a valid SSN, the percentage who were employed two quarters after exiting California Community Colleges.

¹⁶ Among exiting students with a valid SSN, the percentage who were employed four quarters after exiting California Community Colleges.

¹⁷ Among students who responded to the CTEOS, the percentage reporting employment in the same or similar field as their program of study.

¹⁸ Data for this metric has not been released for PY2014-15; however, in PY2013-14, the result was 81%.

¹⁹ Among exiting students, the median second-quarter earnings one year after the year in which they exited California Community Colleges.

²⁰ Among exiting students with a valid SSN, the percentage change in earnings one year before and one year after exiting California Community Colleges.

²¹ Among completers and skills-builders who exited, the proportion of students who attained a living wage.

Skills, Education and Certifications

Exhibit 10 indicates the educational attainment for the occupation found currently in the national labor force. The typical on-the-job training for this occupation is **moderate-term on-the-job training**. The typical entry-level education is a **high school diploma or equivalent**.²²

Exhibit 10: National Educational Attainment of Painters, Transportation Equipment

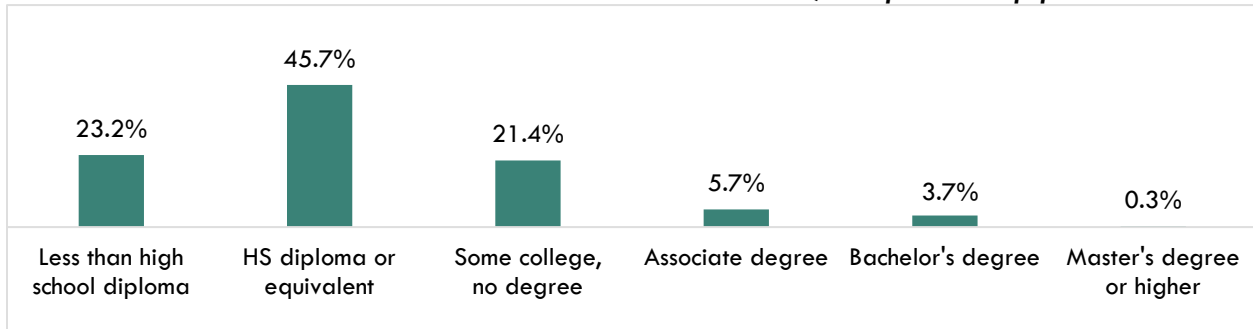


Exhibit 11 lists the top specialized, soft and software skills that appeared in online job postings between January 1, 2015 and December 31, 2017.

Exhibit 11: Top Skills for Painters, Transportation Equipment in San Diego County²³

Specialized Skills	Soft Skills	Software Skills
<ul style="list-style-type: none"> • Painting • Repair • Customer Service • Air Quality Control • Air Quality Regulations 	<ul style="list-style-type: none"> • Writing • Positive Disposition • English • Physical Demand • Detail-Oriented 	<ul style="list-style-type: none"> • Paint Shop Pro • Unigraphics • Microsoft Excel • Computer Aided Drafting/Design (CAD) • CATIA

Tina Ngo Bartel, Director
Center of Excellence, San Diego-Imperial Region
tngobartel@miracosta.edu



²² EMSI. San Diego County (6073). 2017.04 Class of Worker. QCEW + Non-QCEW + Self-Employed. 2016-2021.

²³ Labor Insight Jobs. Burning Glass Technologies. San Diego, CA. Full years 2015-2017.