

Occupational Therapy Aides

Labor Market Analysis: San Diego County

May 2018

Summary

The following list summarizes findings from the labor market analysis below for *Occupational Therapy Aides*:

- Between 2017 and 2022, *Occupational Therapy Aides* are projected to increase by 22 jobs or 16 percent.
- Employers in San Diego County will need to hire 22 workers annually to fill new jobs and backfill jobs due to attrition such as retirement or turnover.
- Between 2010 and 2017, there was an average of 23 online job postings per year for *Occupational Therapy Aides* in San Diego County.
- *Occupational Therapy Aides* earn median hourly earnings of \$27.42; this is higher than the Self-Sufficiency Standard for a single adult in San Diego County, which is \$13.09 per hour.
- According to the California Community Colleges Chancellor's Office Management Information System (MIS) Data Mart, there is one Taxonomy of Programs (TOP) code associated with this occupation: 121800: Occupational Therapy Technology. According to TOP data, Grossmont College has a program for Occupational Therapy Technology; however, the college did not report supplying any awards for this occupation in Data Mart.
- Comparing labor demand (annual openings) with labor supply suggests that there is a supply gap for this occupation in San Diego County, with 84 annual openings and zero awards. Comparatively, there are 153 annual openings in California and 186 completions.
- Between January 1, 2015 and December 31, 2017, the top five employers in San Diego County for this occupation were Sharp Healthcare, Select Medical, Palomar Health, Ensign Therapy and Kessler Institute For Rehabilitation.
- The typical on-the-job training for this profession is short-term on-the-job training. The typical entry-level education is a high school diploma or equivalent.

This report provides labor market information in San Diego County for the following occupational code in the Standard Occupational Classification (SOC)¹ system:

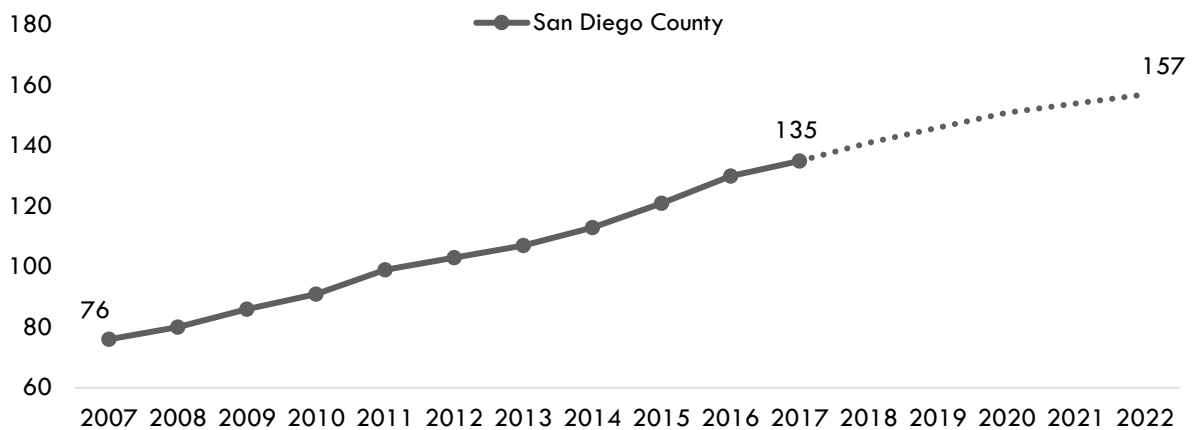
Occupational Therapy Aides (SOC 31-2012): Under close supervision of an occupational therapist or occupational therapy assistant, perform only delegated, selected, or routine tasks in specific situations. These duties include preparing patient and treatment room. Sample reported job titles include:

- Occupational Therapy Aide (OT Aide)
- Rehabilitation Services Aide
- Rehabilitation Aide (Rehab Aide)
- Occupational Rehabilitation Aide
- Certified Occupational Rehabilitation Aide (CORA)
- Therapy Tech
- Restorative, Rehab Aide
- Restorative Coordinator
- Restorative Aide
- Rehabilitation Technician (Rehab Tech)

Projected Occupational Demand

Between 2017 and 2022, *Occupational Therapy Aides* are projected to increase by 22 jobs or 16 percent (Exhibit 1). Employers in San Diego County will need to hire 22 workers annually to fill new jobs and backfill jobs due to attrition such as retirement or turnover.

Exhibit 1: Number of Jobs for Occupational Therapy Aides (2007-2022)²



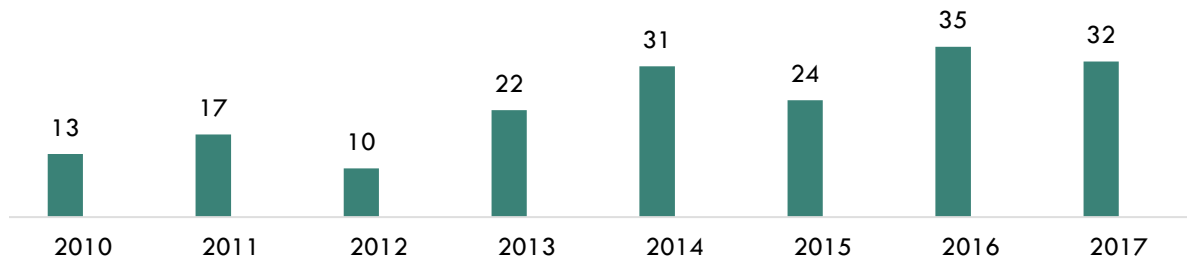
¹ The Standard Occupational Classification (SOC) system is used by federal statistical agencies to classify workers into occupational categories for the purpose of collecting, calculating or disseminating data. [bls.gov/soc](https://www.bls.gov/soc/).

² Economic Modeling Specialists, Int'l. (EMSI). San Diego (6073). 2018.02 Class of Worker. QCEW + Non-QCEW + Self-Employed. 2007-2022.

Online Job Postings

Between 2010 and 2017, there was an average of 23 online job postings per year for *Occupational Therapy Aides* in San Diego County (Exhibit 2).

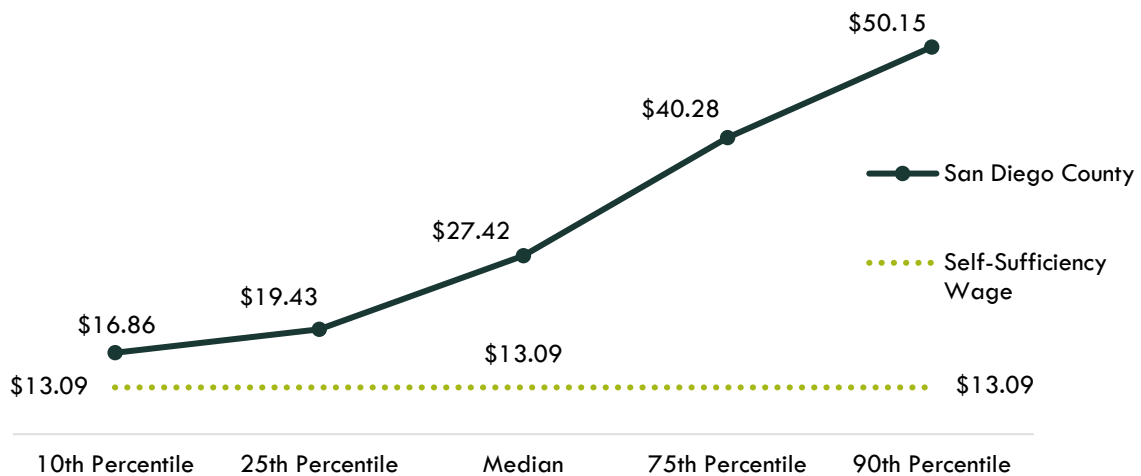
Exhibit 2: Number of Online Job Postings for Occupational Therapy Aides in San Diego County (2010-2017)³



Earnings

Occupational Therapy Aides earn median hourly earnings of \$27.42; this is higher than the Self-Sufficiency Standard for a single adult in San Diego County, which is \$13.09 per hour (Exhibit 3).⁴

Exhibit 3: Hourly Earnings for Occupational Therapy Aides in San Diego County⁵



³ Labor Insight Jobs. Burning Glass Technologies. San Diego, CA. Full years 2010-2017.

⁴ The self-sufficient wage in San Diego for one adult is \$13.09 (insightcced.org/tools-metrics/self-sufficiency-standard-tool-for-california).

⁵ EMSI. San Diego (6073). 2018.02 Class of Worker. QCEW + Non-QCEW + Self-Employed. 2017-2022.

Educational Supply

Educational supply for an occupation can be estimated by analyzing the number of related program completers/graduates/awards in San Diego County. According to the California Community Colleges Chancellor's Office Management Information System (MIS) Data Mart, there is [one](#) Taxonomy of Programs (TOP) code associated with this occupation: 121800: Occupational Therapy Technology (Exhibit 4).

Exhibit 4: Related TOP Codes in San Diego County

SOC 31-2012: Occupational Therapy Aides

TOP 121800: Occupational Therapy Technology

According to TOP data, [Grossmont College](#) has a program for Occupational Therapy Technology, but the college did not report supplying any awards for this TOP code in Data Mart (Exhibit 5). The college, however, does provide information about its associate degree program for Occupational Therapy Assistants, which could be found in the Occupational Therapy Assistants report on the Centers of Excellence for Labor Market Research website, [coeccc.net](#), under San Diego-Imperial.

Exhibit 5: Number of Awards (Certificates and Degrees) Conferred by Postsecondary Institutions by Occupation (Program Year 2013-14 through PY2016-17 Average)

TOP6	TOP6 Title	3-Yr Annual Average CC Awards (PY14-15 to PY16-17)	Other Educational Institutions 3-Yr Annual Average Awards (PY13-14 to PY15-16)	3-Yr Total Average Supply (PY13-14 to PY16-17)
121800	Occupational Therapy Technology	0	0	0
	<ul style="list-style-type: none"> Grossmont 	0	0	
			Total	0

Demand vs. Supply

Comparing labor demand (annual openings) with labor supply⁶ suggests that there is a **supply gap** for this occupation in San Diego County, with **84** annual openings and **zero** awards. Comparatively, there are **153** annual openings in California and **186** completions⁷ (Exhibit 6).

Exhibit 6: Labor Demand (Annual Openings) Compared to Labor Supply (Average Annual Awards)

Community Colleges and Other Postsecondary Educational Institutions	Demand (Annual Openings)	Supply (Total Annual Average Supply)	Supply Gap or Oversupply
San Diego	84	0	84
California	153	186	33

Please note: This is a basic analysis of supply and demand of labor for these occupations. This data should be used to discuss the potential gaps or oversupply of workers for these occupations; however, it should not be the only basis for determining whether or not a program should be developed. Additionally, the data does not include workers who are currently in the labor force who could fill these positions or workers who are not captured by publicly available data.

Student Outcomes

Based on the information available in the CTE LaunchBoard, students who took courses in the related TOP codes exhibited the following outcomes (Exhibit 7).

Exhibit 7: Strong Workforce Program Metrics for TOP 121800: Occupational Therapy Technology in the San Diego-Imperial Region (PY2015-16)

Metric	San Diego-Imperial	California
Median earnings in the second fiscal quarter after exit ⁸	\$7,815	\$8,840
Median change in earnings ⁹	13%	45%
Attained a living wage ¹⁰	N/A	56%
Employed in the second fiscal quarter after exit ¹¹	63%	71%
Employed in the fourth fiscal quarter after exit ¹²	84%	84%

Metric	San Diego-Imperial	California
Job closely related to field of study ¹³	N/A	N/A
Completed 48+ CTE Contact Hours in One Year ¹⁴	0	N/A
Number of students who got a degree or certificate ¹⁵	N/A	80
Number of students who transferred ¹⁶	N/A	11

Top Employers and Work Locations

Between January 1, 2015 and December 31, 2017, the top five employers in San Diego County for this occupation were [Sharp Healthcare](#), [Select Medical](#), [Palomar Health](#), [Ensign Therapy](#) and [Kessler Institute For Rehabilitation](#) (Exhibit 8).

Exhibit 8: Top Employers in San Diego County for Occupational Therapy Aides

Top Employers	
<ul style="list-style-type: none"> • Sharp Healthcare • Select Medical • Palomar Health • Ensign Therapy • Kessler Institute For Rehabilitation • Physiotherapy Associates Incorporated • Providence Health & Services 	<ul style="list-style-type: none"> • Alliance Residential Company • Ensign • Alta Vista 125 • Genesis Healthcare Corporation • Physiotherapy Associates • Promise Hospital • Sutter Health

⁶ Labor supply can be found from two different sources: EMSI or the California Community Colleges Chancellor's Office MIS Data Mart. EMSI uses CIP codes while MIS uses TOP codes. Different coding systems result in differences in the supply numbers.

⁷ EMSI. San Diego (6073). 2018.02 Class of Worker. QCEW + Non-QCEW + Self-Employed. 2017-2022.

⁸ Among exiting students, the median second-quarter earnings one year after the year in which they exited California Community Colleges.

⁹ Among exiting students with a valid SSN, the percentage change in earnings one year before and one year after exiting California Community Colleges.

¹⁰ Among completers and skills builders who exited, the proportion of students who attained a living wage.

¹¹ Among all exiters with a valid SSN, the percentage who were employed two quarters after exiting California Community Colleges.

¹² Among exiting students with a valid SSN, the percentage who were employed four quarters after exiting California Community Colleges.

¹³ Among students who responded to the CTEOS, the percentage reporting employment in the same or similar field as their program of study.

¹⁴ The number of students who completed 48 or more noncredit CTE instructional contact hours.

¹⁵ The number of unduplicated students who earned a locally-issued certificate, Chancellor's Office approved certificate, associate degree, and/or California Community Colleges bachelor's degree in the selected TOP code.

¹⁶ Students who took non-introductory courses or completed a California Community Colleges Chancellor's Office award in the selected TOP code in selected year who subsequently enrolled for the first time in a four-year institution the following year.

Skills, Education and Certifications

Exhibit 9 indicates the educational attainment for the occupation found currently in the national labor force. The typical on-the-job training for this profession is *short-term on-the-job training*. The typical entry-level education is a *high school diploma or equivalent*.¹⁷

Exhibit 9: National Educational Attainment of Occupational Therapy Aides¹⁸

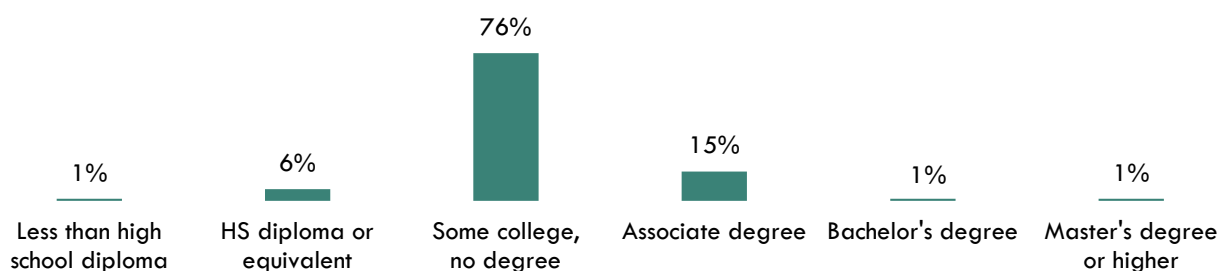


Exhibit 10 lists the top specialized and soft skills that appeared in online job postings for between January 1, 2015 and December 31, 2017.

Exhibit 10: Top Skills for Occupational Therapy Aides in San Diego County¹⁹

Specialized Skills	Soft Skills	Software Skills
<ul style="list-style-type: none"> • Rehabilitation • Physical Therapy • Patient Care • Occupational Therapy • Cardiopulmonary Resuscitation (CPR) • Laundry • Occupational Health and Safety 	<ul style="list-style-type: none"> • English • Computer Literacy • Writing • Communication Skills • Word Processing 	<ul style="list-style-type: none"> • Word Processing • Microsoft Access • Microsoft Excel • Microsoft PowerPoint • Microsoft Windows

Tina Ngo Bartel, Director
 John Edwards, Research Analyst
 Center of Excellence, San Diego-Imperial Region

tn gobartel@miracosta.edu

jedwards@miracosta.edu



¹⁷ EMSI. San Diego (6073). 2018.02 Class of Worker. QCEW + Non-QCEW + Self-Employed. 2017-2022.

¹⁸ Bureau of Labor Statistics, Educational attainment for workers 25 years and older by detailed occupation. bls.gov/emp/ep_table_111.htm.

¹⁹ Labor Insight Jobs. Burning Glass Technologies. San Diego, CA. Full years 2015-2017.