

Lifeguards, Ski Patrol, and Other Recreational Protective Service Workers

Labor Market Analysis: San Diego County

November 2018

Summary

According to available labor market information, there is a large demand for *Lifeguards, Ski Patrol, and Other Recreational Protective Service Workers*. *Lifeguards, Ski Patrol, and Other Recreational Protective Service Workers* has a labor market demand of 549 annual job openings. (For comparison, the average regional demand for an occupation is 275 job openings.) This occupation's median earnings are slightly higher than the Self-Sufficiency Standard, suggesting that students who successfully complete a program and obtain employment may earn living wages. With four community colleges and several non-community college providers offering certification for lifeguards in San Diego County, creating another program may affect those programs. However, no colleges reported supplying any awards (e.g., certificates, degrees) for this occupation. This may be due to the fact that the typical entry-level education reported by employers for this occupation is "no formal educational credential needed."

The following list summarizes findings from the labor market analysis for *Lifeguards, Ski Patrol, and Other Recreational Protective Service Workers*:

- Between 2017 and 2022, *Lifeguards, Ski Patrol, and Other Recreational Protective Service Workers* are projected to increase by 175 jobs or nine percent.
- Employers in San Diego County will need to hire 549 workers annually to fill new jobs and backfill jobs due to attrition such as retirement or turnover.
- Between 2016 and 2017, there was an average of 71 online job postings per year for *Lifeguards, Ski Patrol, and Other Recreational Protective Service Workers* in San Diego County. Of those postings, there was an average of 62 online job postings per year that emphasized, "Lifeguards."
- *Lifeguards, Ski Patrol, and Other Recreational Protective Service Workers* earn median hourly earnings of \$16.03; this is more than the Self-Sufficiency Standard for a single adult in San Diego County, which is \$15.99 per hour. Online job postings for just "Lifeguards" had similar wages; however, "Beach Lifeguard" had higher earnings posted than "Pool Lifeguard." Refer to Appendix A at the end of this brief for more information.

- Southwestern College, Grossmont College, Palomar College, and San Diego Miramar College offer certification programs for lifeguards, but no awards have been reported. Non-community college providers such as the YMCA, Red Cross and City of San Diego also offer lifeguard certifications in San Diego.
- Between January 1, 2015 and December 31, 2017, the top five employers in San Diego County for this occupation were Omni Hotel Corporation, Hyatt, US Marine Corps, YMCA and Poway Unified School District.
- The typical on-the-job training for this profession is short-term on-the-job training. No formal educational credential needed.

Introduction

This report provides labor market information in San Diego County for the following occupational code in the Standard Occupational Classification (SOC)¹ system:

Lifeguards, Ski Patrol, and Other Recreational Protective Service Workers (SOC 33-9092): Monitor recreational areas such as pools, beaches, or ski slopes to provide assistance and protection to participants. Sample reported job titles include:

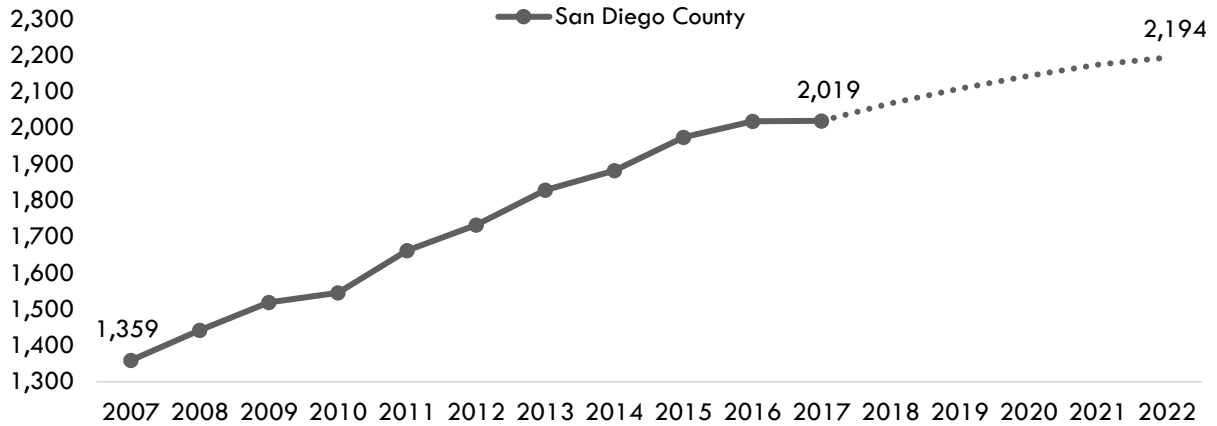
- | | |
|---------------------------------|-------------------------|
| • Beach Lifeguard | • Supervisory Lifeguard |
| • Ski Patroller | • Spa Attendant |
| • Pool Lifeguard | • Ski Patrol Director |
| • Water Safety Instructor (WSI) | • Ski Instructor |
| • Swim Instructor | • Rescue Boat Operator |

Projected Occupational Demand

Between 2017 and 2022, *Lifeguards, Ski Patrol, and Other Recreational Protective Service Workers* are projected to increase by 175 jobs or nine percent (Exhibit 1). Employers in San Diego County will need to hire 549 workers annually to fill new jobs and backfill jobs due to attrition such as retirement or turnover.

¹ The Standard Occupational Classification (SOC) system is used by federal statistical agencies to classify workers into occupational categories for the purpose of collecting, calculating or disseminating data. [bls.gov/soc](https://www.bls.gov/soc).

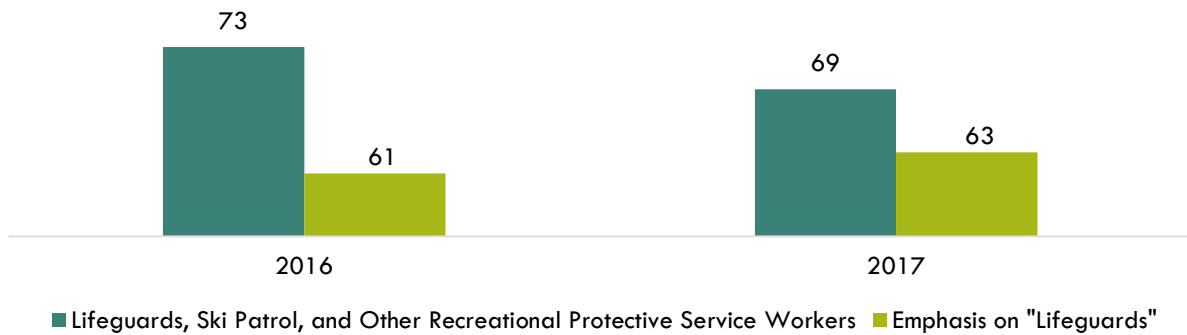
Exhibit 1: Number of Jobs for Lifeguards, Ski Patrol, and Other Recreational Protective Service Workers (2007-2022)²



Online Job Postings

Between 2016 and 2017, there was an average of 71 online job postings per year for *Lifeguards, Ski Patrol, and Other Recreational Protective Service Workers* in San Diego County. Of those postings, there was an average of 62 online job postings per year that emphasized, “Lifeguards” (Exhibit 2).

Exhibit 2: Number of Online Job Postings for Lifeguards, Ski Patrol, and Other Recreational Protective Service Workers in San Diego County (2010-2017)³

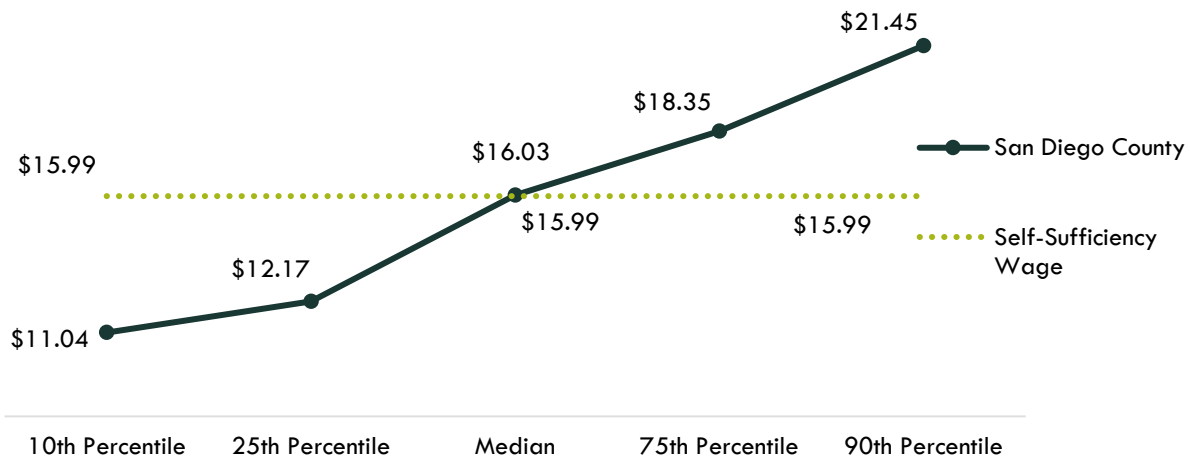


² Economic Modeling Specialists, Int'l. (EMSI). San Diego (6073). 2018.03 Class of Worker. QCEW + Non-QCEW + Self-Employed. 2007-2022.
³ Labor Insight Jobs. Burning Glass Technologies. San Diego, CA. Full years 2010-2017.

Earnings

Lifeguards, Ski Patrol, and Other Recreational Protective Service Workers earn median hourly earnings of **\$16.03**; this is more than the Self-Sufficiency Standard for a single adult in San Diego County, which is **\$15.99** per hour (Exhibit 3).⁴ Online job postings for just “Lifeguards” had similar wages; however, “Beach Lifeguard” had higher earnings posted than “Pool Lifeguard.” Refer to Appendix A at the end of this brief for more information.

Exhibit 3: Hourly Earnings for Lifeguards, Ski Patrol, and Other Recreational Protective Service Workers in San Diego County⁵



Educational Supply

Educational supply for an occupation can be estimated by analyzing the number of awards in related Taxonomy of Programs (TOP) or Classification of Instructional Programs (CIP) codes.⁶ As seen in Exhibit 4, there is **one** TOP code associated with this occupation: Aquatics and Lifesaving (083570).

Exhibit 4: Related TOP Codes in San Diego County

SOC 33-9092: Lifeguards, Ski Patrol, and Other Recreational Protective Service Workers

TOP 083570: Aquatics and Lifesaving

⁴ The self-sufficiency wage in San Diego for one adult is \$15.99. (insightccd.org/2018-self-sufficiency-standard).

⁵ EMSI. San Diego (6073). 2018.03 Class of Worker. QCEW + Non-QCEW + Self-Employed. 2017-2022.

⁶ TOP data comes from the California Community Colleges Chancellor’s Office MIS Data Mart (datamart.cccco.edu) and CIP data comes from the Integrated Postsecondary Education Data System (nces.ed.gov/ipeds/use-the-data).

Southwestern College, Grossmont College, Palomar College, and San Diego Miramar College offer certification programs for lifeguards, but no awards have been reported. Southwestern College is the only community college shown in the Cal-PASS Plus⁷ CTE⁸ LaunchBoard to have a program under the TOP code, Aquatics and Lifesaving (083570). Non-community college providers such as the YMCA, Red Cross and City of San Diego also offer lifeguard certifications in San Diego.

Exhibit 5: Number of Awards (Certificates and Degrees) Conferred by Postsecondary Institutions (Program Year 2013-14 through PY2016-17 Average)

TOP6	TOP6 Title	3-Yr Annual Average CC Awards (PY14-15 to PY16-17)	Other Educational Institutions 3-Yr Annual Average Awards (PY13-14 to PY15-16)	3-Yr Total Average Supply (PY13-14 to PY16-17)
083570	Aquatics and Lifesaving	0	0	0
	• Southwestern	0	0	0
			Total	0

Demand vs. Supply

Comparing labor demand (annual openings) with labor supply⁹ suggests that there is a supply gap for this occupation in San Diego County, with 549 annual openings and zero awards. Comparatively, there are 4,596 annual openings in California and 105 completions¹⁰ (Exhibit 6).

Exhibit 6: Labor Demand (Annual Openings) Compared to Labor Supply (Average Annual Awards)

Community Colleges and Other Postsecondary Educational Institutions	Demand (Annual Openings)	Supply (Total Annual Average Supply)	Supply Gap or Oversupply
San Diego	549	0	549
California	4,596	105	4,491

Please note: This is a basic analysis of supply and demand of labor. This data should be used to discuss the potential gaps or oversupply of workers; however, it should not be the only basis for determining

⁷ Cal-PASS Plus is a system of student data commissioned by the California Community College Chancellor's Office. calpassplus.org/CalPASS/Home.aspx.

⁸ Career Technical Education or Career Education.

⁹ Labor supply can be found from two different sources: EMSI or the California Community Colleges Chancellor's Office MIS Data Mart. EMSI uses CIP codes while MIS uses TOP codes. Different coding systems result in differences in the supply numbers.

¹⁰ EMSI. California (6). 2018.03 Class of Worker. QCEW + Non-QCEW + Self-Employed. 2017-2022.

whether or not a program should be developed. Additionally, the data does not include workers who are currently in the labor force who could fill these positions or workers who are not captured by publicly available data.

Student Outcomes

Based on the information available in the CTE LaunchBoard, students who took courses in the related TOP codes exhibited the following outcomes (Exhibit 7).

**Exhibit 7: Strong Workforce Program Metrics for
TOP 083570: Aquatics and Lifesaving in the San Diego-Imperial Region (PY2015-16)**

Metric	San Diego-Imperial	California
Number of course enrollments ¹¹	156	1,437
Completed 12+ CTE Units in One Year ¹²	N/A	84
Completed 48+ CTE Contact Hours in One Year ¹³	12	12
Number of students who got a degree or certificate ¹⁴	N/A	N/A
Number of students who transferred ¹⁵	15	138
Employed in the second fiscal quarter after exit ¹⁶	72%	56%
Employed in the fourth fiscal quarter after exit ¹⁷	84%	76%
Job closely related to field of study ¹⁸	N/A	N/A
Median earnings in the second fiscal quarter after exit ¹⁹	\$3,261	\$4,366
Median change in earnings ²⁰	18%	22%
Attained a living wage ²¹	N/A	22%

¹¹ The number of enrollments in courses assigned to the TOP code in the selected year.

¹² The number of students who completed 12 or more credit CTE units.

¹³ The number of students who completed 48 or more noncredit CTE instructional contact hours.

¹⁴ The number of unduplicated students who earned a locally-issued certificate, Chancellor's Office approved certificate, associate degree, and/or California Community Colleges bachelor's degree in the selected TOP code.

¹⁵ Students who took non-introductory courses or completed a California Community Colleges Chancellor's Office award in the selected TOP code in selected year who subsequently enrolled for the first time in a four-year institution the following year.

¹⁶ Among all exiters with a valid SSN, the percentage who were employed two quarters after exiting California Community Colleges.

¹⁷ Among exiting students with a valid SSN, the percentage who were employed four quarters after exiting California Community Colleges.

¹⁸ Among students who responded to the CTEOS, the percentage reporting employment in the same or similar field as their program of study.

¹⁹ Among exiting students, the median second-quarter earnings one year after the year in which they exited California Community Colleges.

²⁰ Among exiting students with a valid SSN, the percentage change in earnings one year before and one year after exiting California Community Colleges.

²¹ Among completers and skills builders who exited, the proportion of students who attained a living wage.

Top Employers and Work Locations

Between January 1, 2015 and December 31, 2017, the top five employers in San Diego County for this occupation were [Omni Hotel Corporation](#), [Hyatt](#), [Legoland](#), [US Marine Corps](#) and [YMCA](#) (Exhibit 8).

Exhibit 8: Top Employers in San Diego County for Lifeguards, Ski Patrol, and Other Recreational Protective Service Workers

Top Employers (Postings)	
• Omni Hotel Corporation (20)	• Poway Unified School District (10)
• Hyatt (15)	• City La Mesa (8)
• Legoland (15)	• City San Diego (7)
• US Marine Corps (13)	• Coronado Unified (7)
• YMCA (11)	• City of Poway (6)

Skills, Education and Certifications

Exhibit 9 indicates the educational attainment for the occupation found currently in the national labor force. The typical on-the-job training for this profession is [short-term on-the-job training](#). No formal educational credential needed.²²

Exhibit 9: National Educational Attainment of Lifeguards, Ski Patrol, and Other Recreational Protective Service Workers ²³

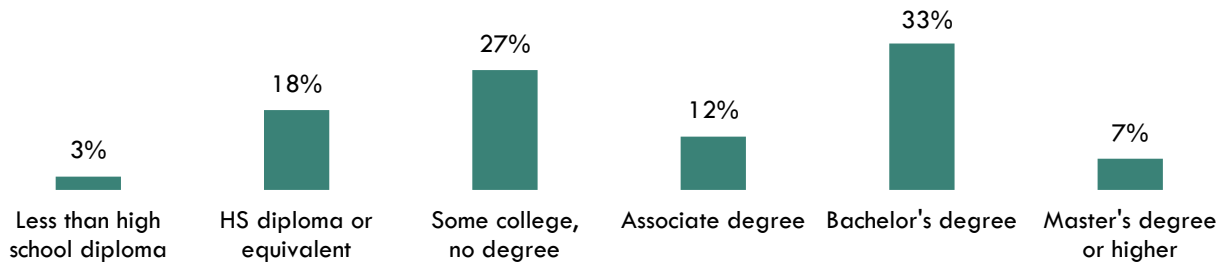


Exhibit 10 lists the top specialized, soft and software skills that appeared in online job postings between January 1, 2015 and December 31, 2017.

Exhibit 10: Top Skills for Lifeguards, Ski Patrol, and Other Recreational Protective Service Workers in San Diego County ²⁴

²² EMSI. San Diego (6073). 2018.03 Class of Worker. QCEW + Non-QCEW + Self-Employed. 2017-2022.

²³ Bureau of Labor Statistics, Educational attainment for workers 25 years and older by detailed occupation. bls.gov/emp/ep_table_111.htm.

²⁴ Labor Insight Jobs. Burning Glass Technologies. San Diego, CA. Full years 2015-2017.

Specialized Skills	Soft Skills	Software Skills
<ul style="list-style-type: none"> • Cardiopulmonary Resuscitation (CPR) • Public Health and Safety • Record Keeping • Teaching • Scheduling 	<ul style="list-style-type: none"> • Problem Solving • Communication Skills • Building Effective Relationships • Work Area Maintenance • Writing 	<ul style="list-style-type: none"> • Facebook • Microsoft Office • Pro*C

Tina Ngo Bartel, Director
 John Edwards, Research Analyst
 San Diego-Imperial Center of Excellence
tngobartel@miracosta.edu
jedwards@miracosta.edu



Important Disclaimers

All representations included in this report have been produced from primary research and/or secondary review of publicly and/or privately available data and/or research reports. This study examines the most recent data available at the time of the analysis; however, data sets are updated regularly and may not be consistent with previous reports. Efforts have been made to qualify and validate the accuracy of the data and the report findings; however, neither the Centers of Excellence for Labor Market Research (COE), COE host district, nor California Community Colleges Chancellor’s Office are responsible for the applications or decisions made by individuals and/or organizations based on this study or its recommendations.

Appendix A: Online Training Providers, Cost, and Website

The following table lists the employer, hourly wage, and website that posted online job postings for lifeguards. Employers' names with "*" indicate that the position was posted for a "Beach Lifeguard."

Employer	Hourly Wage	Site
City of Carlsbad*	\$17.00	https://bit.ly/2P6gQM7
City of San Diego*	\$16.77	https://bit.ly/2xQ8zVS
City of Imperial Beach*	\$15.68	https://bit.ly/2Nqm8ml
City of Solana Beach*	\$14.53	https://bit.ly/2Rlqtyx
City of Poway	\$14.25	https://bit.ly/2QrMTX6
City of Oceanside*	\$13.87	https://bit.ly/2O00ecn
City of Chula Vista	\$13.82	https://bit.ly/2RjCC0j
YMCA	\$12.65	https://bit.ly/2P3JBJZ
City of Coronado	\$12.62	https://bit.ly/2IAwU64
City of San Diego	\$12.38	https://bit.ly/2P5xEmq
City of Escondido	\$12.18	https://bit.ly/2DOd7l2
Aquatica San Diego	\$12.05	https://bit.ly/2NgRcT1
Legoland	\$12.00	https://bit.ly/2lx6d2b
City of Oceanside	\$11.23	https://bit.ly/2O00ecn
City of La Mesa	\$11.00	https://bit.ly/2y7aEfl