



Dental Assistants

Labor Market Analysis: San Diego County

March 2018

Summary

The following list summarizes findings from the labor market analysis below for *Dental Assistants*:

- Between 2017 and 2022, *Dental Assistants* are projected to increase by 513 jobs or 14 percent.
- Employers in San Diego County will need to hire 533 workers annually to fill new jobs and backfill jobs due to attrition such as retirement or turnover.
- Between 2010 and 2017, there was an average of 298 online job postings per year for *Dental Assistants* in San Diego County.
- *Dental Assistants* earn median hourly earnings of \$19.69, more than the Self-Sufficiency Standard for a single adult in San Diego County, which is \$13.09 per hour.
- According to the California Community Colleges Chancellor's Office Management Information System (MIS) Data Mart, there are two Taxonomy of Programs (TOP) codes associated with this occupation: TOP 124000: Dental Occupations and 124010: Dental Assistant.
- According to the TOP data, two colleges supply the region with awards for this occupation: Palomar College and San Diego Mesa College.
- Comparing labor demand (annual openings) with labor supply suggests that there is a supply gap for this occupation in San Diego County, with 533 annual openings and 61 awards. Comparatively, there are 7,000 annual openings in California and 586 completions.
- Between January 1, 2015 and December 31, 2017, the top five employers in San Diego County for this occupation were Pacific Dental Services Incorporated, Western Dental Services, Smile Brands, Coast Dental Services Incorporated and Vista Community Clinic.
- The typical entry-level education is a postsecondary non-degree award.

This report provides labor market information in San Diego County for the following occupational code in the Standard Occupational Classification (SOC)¹ system:

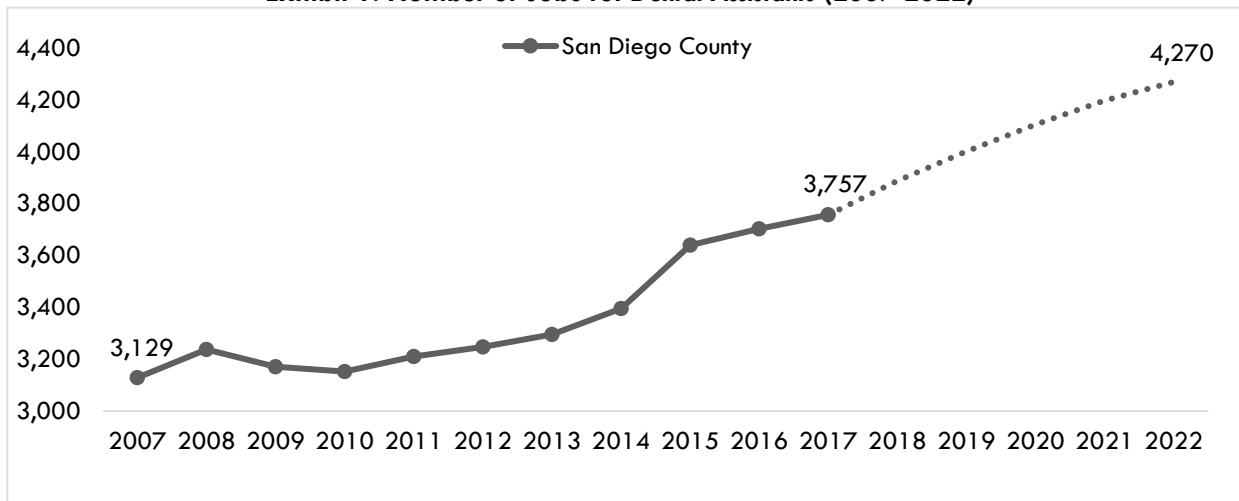
Dental Assistants (SOC 31-9091): Assist dentist, set up equipment, prepare patient for treatment, and keep records. Sample reported job titles include:

- Surgical Dental Assistant
- Registered Dental Assistant (RDA)
- Orthodontic Assistant (Ortho Assistant)
- Dental Assistant (DA)
- Certified Dental Assistant (CDA)
- Orthodontic Technician
- Oral Surgery Assistant
- Expanded Function Dental Assistant
- Expanded Duty Dental Assistant (EDDA)
- Certified Registered Dental Assistant

Projected Occupational Demand

Between 2017 and 2022, *Dental Assistants* are projected to increase by **513** jobs or **14** percent (Exhibit 1). Employers in San Diego County will need to hire **533** workers annually to fill new jobs and backfill jobs due to attrition such as retirement or turnover.

Exhibit 1: Number of Jobs for Dental Assistants (2007-2022)²



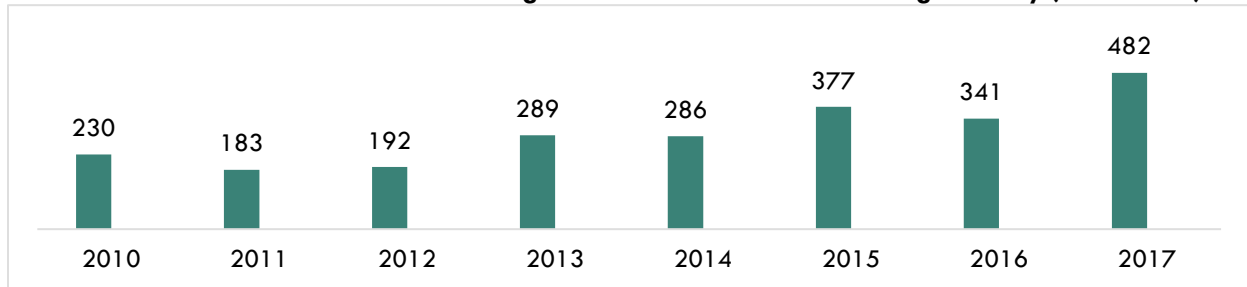
¹ The Standard Occupational Classification (SOC) system is used by federal statistical agencies to classify workers into occupational categories for the purpose of collecting, calculating or disseminating data. [bls.gov/soc](https://www.bls.gov/soc/).

² Economic Modeling Specialists, Int'l. (EMSI). San Diego (6073). 2018.01 Class of Worker. QCEW + Non-QCEW+ Self-Employed. 2007-2022.

Online Job Postings

Between 2010 and 2017, there was an average of 298 online job postings per year for *Dental Assistants* in San Diego County (Exhibit 3).

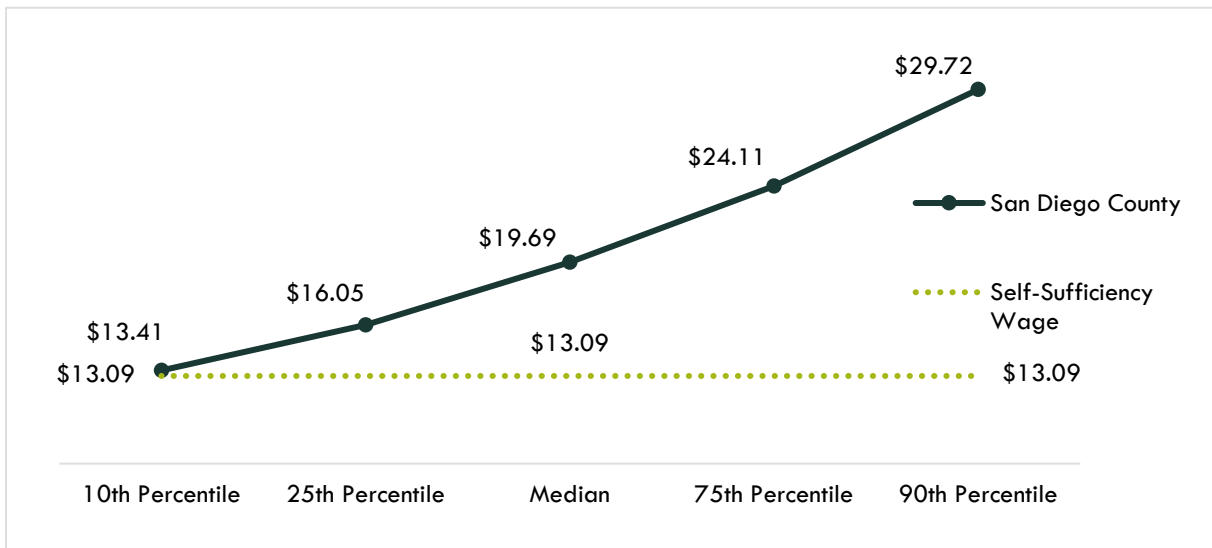
Exhibit 3: Number of Online Job Postings for *Dental Assistants* in San Diego County (2010-2017)³



Earnings

Dental Assistants earn median hourly earnings of \$19.69, more than the Self-Sufficiency Standard for a single adult in San Diego County, which is \$13.09 per hour (Exhibit 4).⁴

Exhibit 4: Hourly Earnings for *Dental Assistants* in San Diego County⁵



³ Labor Insight Jobs. Burning Glass Technologies. San Diego, CA. Full years 2010-2017.

⁴ The Self-Sufficient wage in San Diego for one adult is \$13.09 (insightccd.org/tools-metrics/self-sufficiency-standard-tool-for-california).

⁵ EMSI. San Diego (6073). 2018.01 Class of Worker. QCEW + Non-QCEW + Self-Employed. 2017-2022.

Educational Supply

Educational supply for an occupation can be estimated by analyzing the number of related program completers/graduates/awards in San Diego County. According to the California Community Colleges Chancellor's Office Management Information System (MIS) Data Mart, there are **two** Taxonomy of Programs (TOP) codes associated with this occupation: TOP 124000: Dental Occupations and 124010: Dental Assistant (Exhibit 5).

Exhibit 5: Related TOP Codes in San Diego County

SOC 31-9091: Dental Assistants
TOP 124000: Dental Occupations
TOP 124010: Dental Assistant

According to the TOP data, **two** colleges supply the region with awards for this occupation: **Palomar College and San Diego Mesa College** (Exhibit 6).

Exhibit 6: Number of Awards (Certificates and Degrees) Conferred by Postsecondary Institutions by Occupation (Program Year 2013-14 through PY2016-17 Average)

TOP6	TOP6 Title	3-Yr Annual Average CC Awards (PY14-15 to PY16-17)	Other Educational Institutions 3-Yr Annual Average Awards (PY13-14 to PY15-16)	3-Yr Total Average Supply (PY13-14 to PY16-17)
124000	Dental Occupations	0	0	0
124010	Dental Assistant	61	0	61
	<ul style="list-style-type: none"> • Palomar 	32	0	
	<ul style="list-style-type: none"> • San Diego Mesa 	29	0	
			Total	61

Demand vs. Supply

Comparing labor demand (annual openings) with labor supply⁶ suggests that there is a **supply gap** for this occupation in San Diego County, with **533** annual openings and **61** awards. Comparatively, there are **7,000** annual openings in California and **586** completions⁷ (Exhibit 7).

Exhibit 7: Labor Demand (Annual Openings) Compared to Labor Supply (Average Annual Awards)

Community Colleges and Other Postsecondary Educational Institutions	Demand (Annual Openings)	Supply (Total Annual Average Supply)	Supply Gap or Oversupply
San Diego	533	61	472
California	7,000	586	6,414

Please note: This is a basic analysis of supply and demand of labor for these occupations. This data should be used to discuss the potential gaps or oversupply of workers for these occupations; however, it should not be the only basis for determining whether or not a program should be developed. Additionally, the data does not include workers who are currently in the labor force who could fill these positions or workers who are not captured by publicly available data.

Student Outcomes

Based on the information available in the CTE LaunchBoard, students who took courses in the related TOP codes exhibited the following outcomes (Exhibit 8).

Exhibit 8: Strong Workforce Program Metrics for TOP 124010: Dental Assistant in the San Diego-Imperial Region (PY2015-16)

Metric	San Diego-Imperial	California
Number of course enrollments ⁸	904	7,415
Number of students who got a degree or certificate ⁹	50	520
Number of students who transferred ¹⁰	N/A	38

⁶ Labor supply can be found from two different sources: EMSI or the California Community Colleges Chancellor's Office MIS Data Mart. EMSI uses CIP codes while MIS uses TOP codes. Different coding systems result in differences in the supply numbers.

⁷ EMSI. San Diego (6073). 2018.01 Class of Worker. QCEW + Non-QCEW + Self-Employed. 2017-2022.

⁸ The number of enrollments in courses assigned to the TOP code in the selected year.

⁹ The number of unduplicated students who earned a locally-issued certificate, Chancellor's Office approved certificate, associate degree, and/or California Community Colleges bachelor's degree in the selected TOP code

¹⁰ Students who took non-introductory courses or completed a California Community Colleges Chancellor's Office award in the selected TOP code in selected year who subsequently enrolled for the first time in a four-year institution the following year.

Metric	San Diego-Imperial	California
Employed in the second fiscal quarter after exit ¹¹	83%	82%
Employed in the fourth fiscal quarter after exit ¹²	77%	79%
Job closely related to field of study ¹³	N/A	N/A
Median earnings in the second fiscal quarter after exit ¹⁴	\$5,920	\$6,203
Median change in earnings ¹⁵	63%	122%
Attained a living wage ¹⁶	51%	45%

Top Employers and Work Locations

Between January 1, 2015 and December 31, 2017, the top five employers in San Diego County for this occupation were [Pacific Dental Services Incorporated](#), [Western Dental Services](#), [Smile Brands](#), [Coast Dental Services Incorporated](#) and [Vista Community Clinic](#) (Exhibit 9).

Exhibit 9: Top Employers in San Diego County for Dental Assistants

Top Employers	
<ul style="list-style-type: none"> • Pacific Dental Services Incorporated • Western Dental Services • Smile Brands • Coast Dental Services Incorporated • Vista Community Clinic • Coast Dental • Naval Medical Command 	<ul style="list-style-type: none"> • Poway Family Dental Group And Orthodontics • South Oceanside Dental Group And Orthodontics • Family Health Centers Of San Diego • Kensington Dental Group • Loyal Source • Mid America Health Incorporated

Skills, Education and Certifications

Exhibit 10 indicates the educational attainment for the occupation found currently in the national labor force. There is no typical on-the-job training for this profession. The typical entry-level education is a [postsecondary non-degree award](#).¹⁷

¹¹ Among all exiters with a valid SSN, the percentage who were employed two quarters after exiting California Community Colleges.

¹² Among exiting students with a valid SSN, the percentage who were employed four quarters after exiting California Community Colleges.

¹³ Among students who responded to the CTEOS, the percentage reporting employment in the same or similar field as their program of study.

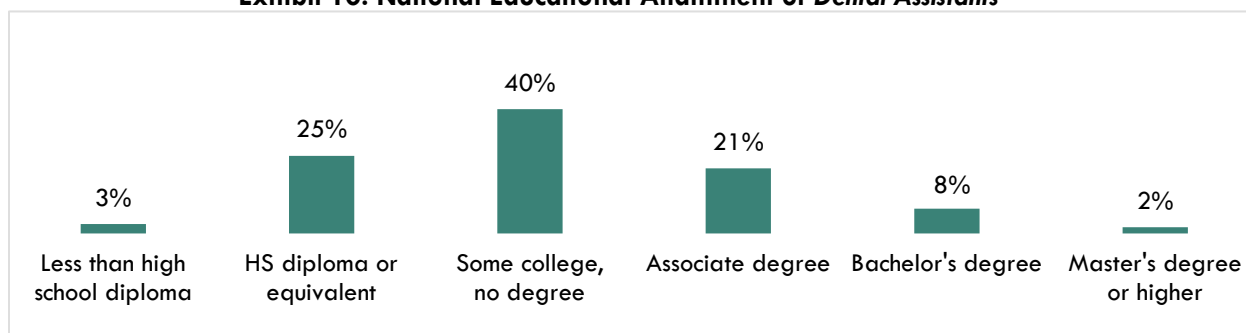
¹⁴ Among exiting students, the median second-quarter earnings one year after the year in which they exited California Community Colleges.

¹⁵ Among exiting students with a valid SSN, the percentage change in earnings one year before and one year after exiting California Community Colleges.

¹⁶ Among completers and skills builders who exited, the proportion of students who attained a living wage.

¹⁷ EMSI. San Diego (6073). 2018.01 Class of Worker. QCEW + Non-QCEW + Self-Employed. 2017-2022.

Exhibit 10: National Educational Attainment of Dental Assistants¹⁸



*May not add to 100% due to rounding.

Exhibit 11 lists the top specialized and soft skills that appeared in online job postings between January 1, 2015 and December 31, 2017.

Exhibit 11: Top Skills for Dental Assistants in San Diego County¹⁹

Specialized Skills	Soft Skills	Software Skills
<ul style="list-style-type: none"> • Dental Assistance • X-Rays • Dentistry • Occupational Health and Safety • Patient Preparation • Patient Treatment • Cardiopulmonary Resuscitation (CPR) 	<ul style="list-style-type: none"> • Communication Skills • Bilingual • Computer Skills • Organizational Skills • Physical Demand • Detail-Oriented • Multitasking 	<ul style="list-style-type: none"> • Microsoft Vista • Microsoft Office • Dentrix • Microsoft Excel • Microsoft Word • Microsoft Powerpoint • ActiveX

Tina Ngo Bartel, Director

John Edwards, Research Analyst

Center of Excellence, San Diego-Imperial Region

tngobartel@miracosta.edu

jedwards@miracosta.edu



¹⁸ Bureau of Labor Statistics, Educational attainment for workers 25 years and older by detailed occupation. bls.gov/emp/ep_table_111.htm.

¹⁹ Labor Insight Jobs. Burning Glass Technologies. San Diego, CA. Full years 2015-2017.